

Earth Observation  
Mission CFI Software  
EO\_POINTING  
SOFTWARE USER MANUAL

**Code:** EO-MA-DMS-GS-0005  
**Issue:** 4.1  
**Date:** 07/05/10

	<b>Name</b>	<b>Function</b>	<b>Signature</b>
<b>Prepared by:</b>	Fabrizio Pirondini	Project Engineer	
	José Antonio González Abeytua	Project Manager	
	Juan José Borrego	Project Engineer	
	Carlos Villanueva	Project Engineer	
	Rubén Castro	Project Engineer	
<b>Checked by:</b>	José Antonio González Abeytua	Project Manager	
<b>Approved by:</b>	José Antonio González Abeytua	Project Manager	

DEIMOS Space S.L.  
Ronda de Poniente, 19  
Edificio Fiteni VI, Portal 2, 2ª Planta  
28760 Tres Cantos (Madrid), SPAIN  
Tel.: +34 91 806 34 50  
Fax: +34 91 806 34 51  
E-mail: deimos@deimos-space.com

© DEIMOS Space S.L.

All Rights Reserved. No part of this document may be reproduced, stored in a retrieval system, or transmitted, in any form or by any means, electronic, mechanical, photocopying, recording or otherwise, without the prior written permission of DEIMOS Space S.L. or ESA.

## DOCUMENT INFORMATION

Contract Data		Classification	
Contract Number:	15583/01/NL/GS	Internal	
		Public	
Contract Issuer:	ESA / ESTEC	Industry	X
		Confidential	

External Distribution		
Name	Organisation	Copies

Electronic handling	
Word Processor:	OpenOffice 2.0
Archive Code:	P/SUM/DMS/01/026-024
Electronic file name:	eo-ma-dms-gs-005-21

## DOCUMENT STATUS LOG

Issue	Change Description	Date	Approval
0.1	First draft version	23/05/02	
1.0	First release	19/07/02	
2.0	Second release	29/11/02	
2.1	Maintenance release	13/05/03	
2.2	Added the following functions: <ul style="list-style-type: none"> <li>• xp_target_extra_aux</li> <li>• xp_target_extra_target_to_sun</li> <li>• xp_target_extra_ef_to_sat</li> <li>• xp_converter</li> </ul>	30/09/03	
3.0	Completely new initialisation strategy and attitude functions	21/07/04	
3.1	New attitude models implemented. New multitarget functions.	13/10/04	
3.2	DEM Model implementation.	15/11/04	
3.3	New features: <ul style="list-style-type: none"> <li>• xp_target_travel_time</li> <li>• New attitude models (Cryosat YSM, ADM model)</li> <li>• New attitude files for initialisation</li> <li>• Identifier accessors</li> </ul>	11/07/05	
3.4	New features: <ul style="list-style-type: none"> <li>• New attitude model for ADM</li> <li>• xp_dem_compute</li> <li>• xp_target_reflected and xp_target_extra_specular_reflection (only interface definition)</li> <li>• xp_target_extra_target_to_moon</li> <li>• New axis for the generic attitude models:               <ul style="list-style-type: none"> <li>– XP_SC_EF_VEL_VEC</li> <li>– XP_ORBIT_POLE</li> </ul> </li> </ul>	18/11/05	

3.5	<p>Maintenance release</p> <p>New features:</p> <ul style="list-style-type: none"> <li>Aberration correction for Cryosat attitude based on star-trackers</li> </ul>	26/05/06	
3.6	<p>Maintenance release</p> <p>New features:</p> <ul style="list-style-type: none"> <li>New attitude models for SENTINEL 1A and 1B</li> <li>New Axis defined: XP_INERTIAL_POS_VEC_CORRECTED and XP_INERTIAL_VEL_VEC_ROTATED</li> </ul>	24/11/06	
3.7	<p>Maintenance release</p> <p>New features:</p> <ul style="list-style-type: none"> <li>Function expcfi_check_libs</li> <li>Library version for MAC OS X on Intel (32 and 64-bits)</li> </ul>	13/07/07	
3.7.2	<p>Maintenance release</p> <p>New features:</p> <ul style="list-style-type: none"> <li>Support for missalignment for attitude frame</li> <li>Azimuth and Elevation definition for attitude frames</li> <li>Improvement in the quaternion interpolation</li> </ul>	13/07/07	
4.0	<p>Maintenance release</p>	19/01/09	
4.1	<p>Maintenance release.</p> <p>New features:</p> <ul style="list-style-type: none"> <li>Pointing functions support DEM GETASSEv2</li> <li>Sentinel-1 attitude model (roll steering)</li> <li>Instrument offsets for attitude computations</li> </ul>	07/05/10	

## TABLE OF CONTENTS

DOCUMENT INFORMATION.....	2
DOCUMENT STATUS LOG.....	3
TABLE OF CONTENTS.....	5
LIST OF TABLES.....	27
LIST OF FIGURES.....	36
1 SCOPE.....	37
2 ACRONYMS, NOMENCLATURE AND TERMINOLOGY.....	38
2.1 Acronyms.....	38
2.2 Nomenclature.....	39
2.3 Note on Terminology.....	39
3 APPLICABLE AND REFERENCE DOCUMENTS.....	40
3.1 Applicable Documents.....	40
3.2 Reference Documents.....	40
4 INTRODUCTION.....	41
4.1 Functions Overview.....	41
4.1.1 Attitude Data Flow.....	42
4.1.2 Geolocation Routines Data Flow.....	44
4.1.2.1 LOS targets.....	48
4.1.2.2 DEM targets.....	50
5 LIBRARY INSTALLATION.....	51
6 LIBRARY USAGE.....	52

---

<b>6.1 Usage hints.....</b>	<b>55</b>
<b>6.2 General Enumerations.....</b>	<b>55</b>
<b>6.3 Data Structures.....</b>	<b>62</b>
<b>7 CFI FUNCTIONS DESCRIPTION.....</b>	<b>67</b>
<b>7.1 xp_sat_nominal_att_init.....</b>	<b>68</b>
7.1.1 Overview.....	68
7.1.2 Calling Interface.....	68
7.1.3 Input Parameters.....	69
7.1.4 Output Parameters.....	69
7.1.5 Warnings and Errors.....	69
7.1.6 Runtime Performances.....	70
<b>7.2 xp_sat_nominal_att_init_model.....</b>	<b>71</b>
7.2.1 Overview.....	71
7.2.2 Calling Interface.....	71
7.2.3 Input Parameters.....	72
7.2.3.1 Generic Model description.....	73
7.2.3.2 Sentinel-1 Model parameters description.....	75
7.2.4 Output Parameters.....	75
7.2.5 Warnings and Errors.....	76
7.2.6 Runtime Performances.....	76
<b>7.3 xp_sat_nominal_att_init_harmonic.....</b>	<b>77</b>
7.3.1 Overview.....	77
7.3.2 Calling Interface.....	77
7.3.3 Input Parameters.....	79
7.3.4 Output Parameters.....	80
7.3.5 Example.....	80
7.3.6 Warnings and Errors.....	81
7.3.7 Runtime Performances.....	81
<b>7.4 xp_sat_nominal_att_init_file.....</b>	<b>82</b>
7.4.1 Overview.....	82
7.4.2 Calling Interface.....	82

---

7.4.3	Input Parameters.....	83
7.4.4	Output Parameters.....	84
7.4.5	Warnings and Errors.....	84
7.4.6	Runtime Performances.....	85
<b>7.5</b>	<b>xp_sat_nominal_att_close.....</b>	<b>86</b>
7.5.1	Overview.....	86
7.5.2	Calling Interface.....	86
7.5.3	Input Parameters.....	87
7.5.4	Output Parameters.....	87
7.5.5	Warnings and Errors.....	87
7.5.6	Runtime Performances.....	88
<b>7.6</b>	<b>xp_sat_nominal_att_get_aocs.....</b>	<b>89</b>
7.6.1	Overview.....	89
7.6.2	Calling interface.....	89
7.6.3	Input parameters.....	89
7.6.4	Output parameters.....	89
7.6.5	Warnings and errors.....	90
7.6.6	Runtime performances.....	90
<b>7.7</b>	<b>xp_sat_nominal_att_set_aocs.....</b>	<b>91</b>
7.7.1	Overview.....	91
7.7.2	Calling interface.....	91
7.7.3	Input parameters.....	91
7.7.4	Output parameters.....	91
7.7.5	Warnings and errors.....	92
7.7.6	Runtime performances.....	92
<b>7.8</b>	<b>xp_sat_nominal_att_get_param.....</b>	<b>93</b>
7.8.1	Overview.....	93
7.8.2	Calling interface.....	93
7.8.3	Input parameters.....	93
7.8.4	Output parameters.....	93
7.8.5	Warnings and errors.....	94
7.8.6	Runtime performances.....	94

---

<b>7.9 xp_sat_nominal_att_set_param.....</b>	<b>95</b>
7.9.1 Overview.....	95
7.9.2 Calling interface.....	95
7.9.3 Input parameters.....	95
7.9.4 Output parameters.....	95
7.9.5 Warnings and errors.....	96
7.9.6 Runtime performances.....	96
<b>7.10 xp_sat_nominal_att_get_harmonic.....</b>	<b>97</b>
7.10.1 Overview.....	97
7.10.2 Calling interface.....	97
7.10.3 Input parameters.....	97
7.10.4 Output parameters.....	97
7.10.5 Warnings and errors.....	98
7.10.6 Runtime performances.....	98
<b>7.11 xp_sat_nominal_att_set_harmonic.....</b>	<b>99</b>
7.11.1 Overview.....	99
7.11.2 Calling interface.....	99
7.11.3 Input parameters.....	99
7.11.4 Output parameters.....	99
7.11.5 Warnings and errors.....	100
7.11.6 Runtime performances.....	100
<b>7.12 xp_sat_nominal_att_get_file.....</b>	<b>101</b>
7.12.1 Overview.....	101
7.12.2 Calling interface.....	101
7.12.3 Input parameters.....	101
7.12.4 Output parameters.....	101
7.12.5 Warnings and errors.....	102
7.12.6 Runtime performances.....	102
<b>7.13 xp_sat_nominal_att_set_file.....</b>	<b>103</b>
7.13.1 Overview.....	103
7.13.2 Calling interface.....	103
7.13.3 Input parameters.....	103



---

7.13.4	Output parameters.....	103
7.13.5	Warnings and errors.....	104
7.13.6	Runtime performances.....	104
<b>7.14</b>	<b>xp_sat_att_angle_init.....</b>	<b>105</b>
7.14.1	Overview.....	105
7.14.2	Calling Interface.....	105
7.14.3	Input Parameters.....	106
7.14.4	Output Parameters.....	106
7.14.5	Warnings and Errors.....	106
7.14.6	Runtime Performances.....	107
<b>7.15</b>	<b>xp_sat_att_matrix_init.....</b>	<b>108</b>
7.15.1	Overview.....	108
7.15.2	Calling Interface.....	108
7.15.3	Input Parameters.....	109
7.15.4	Output Parameters.....	109
7.15.5	Example.....	109
7.15.6	Warnings and Errors.....	109
7.15.7	Runtime Performances.....	110
<b>7.16</b>	<b>xp_sat_att_init_harmonic.....</b>	<b>111</b>
7.16.1	Overview.....	111
7.16.2	Calling Interface.....	111
7.16.3	Input Parameters.....	113
7.16.4	Output Parameters.....	114
7.16.5	Warnings and Errors.....	114
7.16.6	Runtime Performances.....	115
<b>7.17</b>	<b>xp_sat_att_init_file.....</b>	<b>116</b>
7.17.1	Overview.....	116
7.17.2	Calling Interface.....	116
7.17.3	Input Parameters.....	117
7.17.4	Output Parameters.....	118
7.17.5	Warnings and Errors.....	118
7.17.6	Runtime Performances.....	119

<b>7.18 xp_sat_att_quat_plus_matrix_init.....</b>	<b>120</b>
7.18.1 Overview.....	120
7.18.2 Calling Interface.....	120
7.18.3 Input Parameters.....	121
7.18.4 Output Parameters.....	121
7.18.5 Warnings and Errors.....	121
7.18.6 Runtime Performances.....	122
<b>7.19 xp_sat_att_quat_plus_angle_init.....</b>	<b>123</b>
7.19.1 Overview.....	123
7.19.2 Calling Interface.....	123
7.19.3 Input Parameters.....	124
7.19.4 Output Parameters.....	124
7.19.5 Warnings and Errors.....	124
7.19.6 Runtime Performances.....	125
<b>7.20 xp_sat_att_close.....</b>	<b>126</b>
7.20.1 Overview.....	126
7.20.2 Calling Interface.....	126
7.20.3 Input Parameters.....	127
7.20.4 Output Parameters.....	127
7.20.5 Warnings and Errors.....	127
7.20.6 Runtime Performances.....	128
<b>7.21 xp_sat_att_get_angles.....</b>	<b>129</b>
7.21.1 Overview.....	129
7.21.2 Calling interface.....	129
7.21.3 Input parameters.....	129
7.21.4 Output parameters.....	129
7.21.5 Warnings and errors.....	130
7.21.6 Runtime performances.....	130
<b>7.22 xp_sat_att_set_angles.....</b>	<b>131</b>
7.22.1 Overview.....	131
7.22.2 Calling interface.....	131
7.22.3 Input parameters.....	131

---

7.22.4	Output parameters.....	131
7.22.5	Warnings and errors.....	132
7.22.6	Runtime performances.....	132
<b>7.23</b>	<b>xp_sat_att_get_matrix.....</b>	<b>133</b>
7.23.1	Overview.....	133
7.23.2	Calling interface.....	133
7.23.3	Input parameters.....	133
7.23.4	Output parameters.....	133
7.23.5	Warnings and errors.....	134
7.23.6	Runtime performances.....	134
<b>7.24</b>	<b>xp_sat_att_set_matrix.....</b>	<b>135</b>
7.24.1	Overview.....	135
7.24.2	Calling interface.....	135
7.24.3	Input parameters.....	135
7.24.4	Output parameters.....	135
7.24.5	Warnings and errors.....	136
7.24.6	Runtime performances.....	136
<b>7.25</b>	<b>xp_sat_att_get_harmonic.....</b>	<b>137</b>
7.25.1	Overview.....	137
7.25.2	Calling interface.....	137
7.25.3	Input parameters.....	137
7.25.4	Output parameters.....	137
7.25.5	Warnings and errors.....	138
7.25.6	Runtime performances.....	138
<b>7.26</b>	<b>xp_sat_att_set_harmonic.....</b>	<b>139</b>
7.26.1	Overview.....	139
7.26.2	Calling interface.....	139
7.26.3	Input parameters.....	139
7.26.4	Output parameters.....	139
7.26.5	Warnings and errors.....	140
7.26.6	Runtime performances.....	140
<b>7.27</b>	<b>xp_sat_att_get_file.....</b>	<b>141</b>

---

7.27.1 Overview.....	141
7.27.2 Calling interface.....	141
7.27.3 Input parameters.....	141
7.27.4 Output parameters.....	141
7.27.5 Warnings and errors.....	142
7.27.6 Runtime performances.....	142
<b>7.28 xp_sat_att_set_file.....</b>	<b>143</b>
7.28.1 Overview.....	143
7.28.2 Calling interface.....	143
7.28.3 Input parameters.....	143
7.28.4 Output parameters.....	143
7.28.5 Warnings and errors.....	144
7.28.6 Runtime performances.....	144
<b>7.29 xp_sat_att_get_quat_plus_angle.....</b>	<b>145</b>
7.29.1 Overview.....	145
7.29.2 Calling interface.....	145
7.29.3 Input parameters.....	145
7.29.4 Output parameters.....	145
7.29.5 Warnings and errors.....	146
7.29.6 Runtime performances.....	146
<b>7.30 xp_sat_att_set_quat_plus_angle.....</b>	<b>147</b>
7.30.1 Overview.....	147
7.30.2 Calling interface.....	147
7.30.3 Input parameters.....	147
7.30.4 Output parameters.....	147
7.30.5 Warnings and errors.....	148
7.30.6 Runtime performances.....	148
<b>7.31 xp_sat_att_get_quat_plus_matrix.....</b>	<b>149</b>
7.31.1 Overview.....	149
7.31.2 Calling interface.....	149
7.31.3 Input parameters.....	149
7.31.4 Output parameters.....	149

---

7.31.5 Warnings and errors.....	150
7.31.6 Runtime performances.....	150
<b>7.32 xp_sat_att_set_quat_plus_matrix.....</b>	<b>151</b>
7.32.1 Overview.....	151
7.32.2 Calling interface.....	151
7.32.3 Input parameters.....	151
7.32.4 Output parameters.....	151
7.32.5 Warnings and errors.....	152
7.32.6 Runtime performances.....	152
<b>7.33 xp_instr_att_angle_init.....</b>	<b>153</b>
7.33.1 Overview.....	153
7.33.2 Calling Interface.....	153
7.33.3 Input Parameters.....	154
7.33.4 Output Parameters.....	154
7.33.5 Warnings and Errors.....	154
7.33.6 Runtime Performances.....	155
<b>7.34 xp_instr_att_matrix_init.....</b>	<b>156</b>
7.34.1 Overview.....	156
7.34.2 Calling Interface.....	156
7.34.3 Input Parameters.....	157
7.34.4 Output Parameters.....	157
7.34.5 Example.....	157
7.34.6 Warnings and Errors.....	157
7.34.7 Runtime Performances.....	158
<b>7.35 xp_instr_att_init_harmonic.....</b>	<b>159</b>
7.35.1 Overview.....	159
7.35.2 Calling Interface.....	159
7.35.3 Input Parameters.....	161
7.35.4 Output Parameters.....	162
7.35.5 Warnings and Errors.....	163
7.35.6 Runtime Performances.....	163
<b>7.36 xp_instr_att_init_file.....</b>	<b>164</b>

---

7.36.1 Overview.....	164
7.36.2 Calling Interface.....	164
7.36.3 Input Parameters.....	165
7.36.4 Output Parameters.....	165
7.36.5 Warnings and Errors.....	166
7.36.6 Runtime Performances.....	167
<b>7.37 xp_instr_att_close.....</b>	<b>168</b>
7.37.1 Overview.....	168
7.37.2 Calling Interface.....	168
7.37.3 Input Parameters.....	168
7.37.4 Output Parameters.....	168
7.37.5 Warnings and Errors.....	169
7.37.6 Runtime Performances.....	169
<b>7.38 xp_instr_att_get_angles.....</b>	<b>170</b>
7.38.1 Overview.....	170
7.38.2 Calling interface.....	170
7.38.3 Input parameters.....	170
7.38.4 Output parameters.....	170
7.38.5 Warnings and errors.....	171
7.38.6 Runtime performances.....	171
<b>7.39 xp_instr_att_set_angles.....</b>	<b>172</b>
7.39.1 Overview.....	172
7.39.2 Calling interface.....	172
7.39.3 Input parameters.....	172
7.39.4 Output parameters.....	172
7.39.5 Warnings and errors.....	173
7.39.6 Runtime performances.....	173
<b>7.40 xp_instr_att_get_matrix.....</b>	<b>174</b>
7.40.1 Overview.....	174
7.40.2 Calling interface.....	174
7.40.3 Input parameters.....	174
7.40.4 Output parameters.....	174

---

7.40.5 Warnings and errors.....	175
7.40.6 Runtime performances.....	175
<b>7.41 xp_instr_att_set_matrix.....</b>	<b>176</b>
7.41.1 Overview.....	176
7.41.2 Calling interface.....	176
7.41.3 Input parameters.....	176
7.41.4 Output parameters.....	176
7.41.5 Warnings and errors.....	177
7.41.6 Runtime performances.....	177
<b>7.42 xp_instr_att_get_harmonic.....</b>	<b>178</b>
7.42.1 Overview.....	178
7.42.2 Calling interface.....	178
7.42.3 Input parameters.....	178
7.42.4 Output parameters.....	178
7.42.5 Warnings and errors.....	179
7.42.6 Runtime performances.....	179
<b>7.43 xp_instr_att_set_harmonic.....</b>	<b>180</b>
7.43.1 Overview.....	180
7.43.2 Calling interface.....	180
7.43.3 Input parameters.....	180
7.43.4 Output parameters.....	180
7.43.5 Warnings and errors.....	181
7.43.6 Runtime performances.....	181
<b>7.44 xp_instr_att_get_file.....</b>	<b>182</b>
7.44.1 Overview.....	182
7.44.2 Calling interface.....	182
7.44.3 Input parameters.....	182
7.44.4 Output parameters.....	182
7.44.5 Warnings and errors.....	183
7.44.6 Runtime performances.....	183
<b>7.45 xp_instr_att_set_file.....</b>	<b>184</b>
7.45.1 Overview.....	184

---

7.45.2	Calling interface.....	184
7.45.3	Input parameters.....	184
7.45.4	Output parameters.....	184
7.45.5	Warnings and errors.....	185
7.45.6	Runtime performances.....	185
<b>7.46</b>	<b>xp_set_az_el_definition.....</b>	<b>186</b>
7.46.1	Overview.....	186
7.46.2	Calling interface.....	186
7.46.3	Input parameters.....	186
7.46.4	Output parameters.....	187
7.46.5	Warnings and errors.....	187
7.46.6	Runtime performances.....	187
<b>7.47</b>	<b>xp_run_init.....</b>	<b>188</b>
7.47.1	Overview.....	188
7.47.2	Calling interface.....	188
7.47.3	Input parameters.....	189
7.47.4	Output parameters.....	189
7.47.5	Warnings and errors.....	190
7.47.6	Runtime performances.....	190
<b>7.48</b>	<b>xp_run_get_ids.....</b>	<b>191</b>
7.48.1	Overview.....	191
7.48.2	Calling interface.....	191
7.48.3	Input parameters.....	192
7.48.4	Output parameters.....	192
7.48.5	Warnings and errors.....	192
7.48.6	Runtime performances.....	193
<b>7.49</b>	<b>xp_run_close.....</b>	<b>194</b>
7.49.1	Overview.....	194
7.49.2	Calling interface.....	194
7.49.3	Input parameters.....	194
7.49.4	Output parameters.....	194
7.49.5	Warnings and errors.....	194



---

7.49.6 Runtime performances.....	195
<b>7.50 xp_attitude_init.....</b>	<b>196</b>
7.50.1 Overview.....	196
7.50.2 Calling Interface.....	196
7.50.3 Input Parameters.....	197
7.50.4 Output Parameters.....	197
7.50.5 Warnings and Errors.....	197
7.50.6 Runtime Performances.....	197
<b>7.51 xp_attitude_compute.....</b>	<b>199</b>
7.51.1 Overview.....	199
7.51.2 Calling interface.....	199
7.51.3 Input parameters.....	200
7.51.4 Output parameters.....	201
7.51.5 Warnings and errors.....	201
7.51.6 Runtime performances.....	202
<b>7.52 xp_attitude_user_set.....</b>	<b>203</b>
7.52.1 Overview.....	203
7.52.2 Calling interface.....	203
7.52.3 Input parameters.....	204
7.52.4 Output parameters.....	205
7.52.5 Warnings and errors.....	205
7.52.6 Runtime performances.....	206
<b>7.53 xp_attitude_close.....</b>	<b>207</b>
7.53.1 Overview.....	207
7.53.2 Calling Interface.....	207
7.53.3 Input Parameters.....	208
7.53.4 Output Parameters.....	208
7.53.5 Warnings and Errors.....	208
7.53.6 Runtime Performances.....	209
<b>7.54 xp_attitude_get_id_data.....</b>	<b>210</b>
7.54.1 Overview.....	210
7.54.2 Calling interface.....	210

---

7.54.3	Input parameters.....	210
7.54.4	Output parameters.....	210
7.54.5	Warnings and errors.....	211
7.54.6	Runtime performances.....	211
<b>7.55</b>	<b>xp_attitude_set_id_data.....</b>	<b>212</b>
7.55.1	Overview.....	212
7.55.2	Calling interface.....	212
7.55.3	Input parameters.....	212
7.55.4	Output parameters.....	212
7.55.5	Warnings and errors.....	213
7.55.6	Runtime performances.....	213
<b>7.56</b>	<b>xp_attitude_get_model_id.....</b>	<b>214</b>
7.56.1	Overview.....	214
7.56.2	Calling interface.....	214
7.56.3	Input parameters.....	214
7.56.4	Output parameters.....	214
7.56.5	Warnings and errors.....	214
7.56.6	Runtime performances.....	215
<b>7.57</b>	<b>xp_change_frame.....</b>	<b>216</b>
7.57.1	Overview.....	216
7.57.2	Calling interface.....	216
7.57.3	Input parameters.....	218
7.57.4	Output parameters.....	219
7.57.5	Warnings and errors.....	219
7.57.6	Runtime performances.....	220
<b>7.58</b>	<b>xp_atmos_init.....</b>	<b>221</b>
7.58.1	Overview.....	221
7.58.2	Calling Interface.....	221
7.58.3	Input Parameters.....	222
7.58.4	Output Parameters.....	222
7.58.5	Warnings and Errors.....	222
7.58.6	Runtime Performances.....	223

---

<b>7.59 xp_atmos_close.....</b>	<b>224</b>
7.59.1 Overview.....	224
7.59.2 Calling Interface.....	224
7.59.3 Input Parameters.....	225
7.59.4 Output Parameters.....	225
7.59.5 Warnings and Errors.....	225
7.59.6 Runtime Performances.....	226
<b>7.60 xp_atmos_get_id_data.....</b>	<b>227</b>
7.60.1 Overview.....	227
7.60.2 Calling interface.....	227
7.60.3 Input parameters.....	227
7.60.4 Output parameters.....	227
7.60.5 Warnings and errors.....	228
7.60.6 Runtime performances.....	228
<b>7.61 xp_dem_init.....</b>	<b>229</b>
7.61.1 Overview.....	229
7.61.2 Calling Interface.....	229
7.61.3 Input Parameters.....	230
7.61.4 Output Parameters.....	230
7.61.5 Warnings and Errors.....	230
7.61.6 Runtime Performances.....	231
<b>7.62 xp_dem_close.....</b>	<b>232</b>
7.62.1 Overview.....	232
7.62.2 Calling Interface.....	232
7.62.3 Input Parameters.....	232
7.62.4 Output Parameters.....	232
7.62.5 Warnings and Errors.....	233
7.62.6 Runtime Performances.....	233
<b>7.63 xp_dem_compute.....</b>	<b>234</b>
7.63.1 Overview.....	234
7.63.2 Calling Interface.....	234
7.63.3 Input Parameters.....	235

---

7.63.4	Output Parameters.....	235
7.63.5	Warnings and Errors.....	235
7.63.6	Runtime Performances.....	236
<b>7.64</b>	<b>xp_dem_get_id_data.....</b>	<b>237</b>
7.64.1	Overview.....	237
7.64.2	Calling interface.....	237
7.64.3	Input parameters.....	237
7.64.4	Output parameters.....	237
7.64.5	Warnings and errors.....	238
7.64.6	Runtime performances.....	238
<b>7.65</b>	<b>xp_target_inter.....</b>	<b>239</b>
7.65.1	Overview.....	239
7.65.2	Calling Interface.....	239
7.65.3	Input Parameters.....	241
7.65.4	Output Parameters.....	242
7.65.5	Warnings and Errors.....	242
7.65.6	Runtime Performances.....	244
<b>7.66</b>	<b>xp_target_ground_range.....</b>	<b>245</b>
7.66.1	Overview.....	245
7.66.2	Calling Interface.....	245
7.66.3	Input Parameters.....	247
7.66.4	Output Parameters.....	248
7.66.5	Warnings and Errors.....	248
7.66.6	Runtime Performances.....	249
<b>7.67</b>	<b>xp_target_incidence_angle.....</b>	<b>250</b>
7.67.1	Overview.....	250
7.67.2	Calling Interface.....	250
7.67.3	Input Parameters.....	251
7.67.4	Output Parameters.....	252
7.67.5	Warnings and Errors.....	252
7.67.6	Runtime Performances.....	253
<b>7.68</b>	<b>xp_target_range.....</b>	<b>254</b>

---

7.68.1 Overview.....	254
7.68.2 Calling Interface.....	254
7.68.3 Input Parameters.....	255
7.68.4 Output Parameters.....	256
7.68.5 Warnings and Errors.....	256
7.68.6 Runtime Performances.....	257
<b>7.69 xp_target_range_rate.....</b>	<b>258</b>
7.69.1 Overview.....	258
7.69.2 Calling Interface.....	258
7.69.3 Input Parameters.....	259
7.69.4 Output Parameters.....	260
7.69.5 Warnings and Errors.....	260
7.69.6 Runtime Performances.....	261
<b>7.70 xp_target_tangent.....</b>	<b>262</b>
7.70.1 Overview.....	262
7.70.2 Calling Interface.....	262
7.70.3 Input Parameters.....	263
7.70.4 Output Parameters.....	264
7.70.5 Warnings and Errors.....	264
7.70.6 . Runtime Performances.....	265
<b>7.71 xp_target_altitude.....</b>	<b>267</b>
7.71.1 Overview.....	267
7.71.2 Calling Interface.....	267
7.71.3 Input Parameters.....	268
7.71.4 Output Parameters.....	269
7.71.5 Warnings and Errors.....	269
7.71.6 Runtime Performances.....	270
<b>7.72 xp_target_star.....</b>	<b>272</b>
7.72.1 Overview.....	272
7.72.2 Calling Interface.....	272
7.72.3 Input Parameters.....	273
7.72.4 Output Parameters.....	274

---

7.72.5 Warnings and Errors.....	274
7.72.6 Runtime Performances.....	275
<b>7.73 xp_target_station.....</b>	<b>277</b>
7.73.1 Overview.....	277
7.73.2 Calling Interface.....	277
7.73.3 Input Parameters.....	278
7.73.4 Output Parameters.....	279
7.73.5 Warnings and Errors.....	279
7.73.6 Runtime Performances.....	280
<b>7.74 xp_target_drs.....</b>	<b>281</b>
7.74.1 Overview.....	281
7.74.2 Calling Interface.....	281
7.74.3 Input Parameters.....	282
7.74.4 Output Parameters.....	282
7.74.5 Warnings and Errors.....	283
7.74.6 Runtime Performances.....	284
<b>7.75 xp_target_generic.....</b>	<b>285</b>
7.75.1 Overview.....	285
7.75.2 Calling Interface.....	285
7.75.3 Input Parameters.....	286
7.75.4 Output Parameters.....	286
7.75.5 Warnings and Errors.....	287
7.75.6 Runtime Performances.....	287
<b>7.76 xp_target_reflected.....</b>	<b>289</b>
7.76.1 Overview.....	289
7.76.2 Calling Interface.....	289
7.76.3 Input Parameters.....	290
7.76.4 Output Parameters.....	291
7.76.5 Warnings and Errors.....	291
7.76.6 Runtime Performances.....	293
<b>7.77 xp_target_travel_time.....</b>	<b>294</b>
7.77.1 Overview.....	294

---

7.77.2	Calling Interface.....	294
7.77.3	Input Parameters.....	296
7.77.4	Output Parameters.....	297
7.77.5	Warnings and Errors.....	297
7.77.6	Runtime Performances.....	299
<b>7.78</b>	<b>xp_target_tangent_sun.....</b>	<b>300</b>
7.78.1	Overview.....	300
7.78.2	Calling Interface.....	300
7.78.3	Input Parameters.....	301
7.78.4	Output Parameters.....	301
7.78.5	Warnings and Errors.....	302
7.78.6	Runtime Performances.....	303
<b>7.79</b>	<b>xp_target_tangent_moon.....</b>	<b>304</b>
7.79.1	Overview.....	304
7.79.2	Calling Interface.....	304
7.79.3	Input Parameters.....	305
7.79.4	Output Parameters.....	305
7.79.5	Warnings and Errors.....	306
7.79.6	Runtime Performances.....	307
<b>7.80</b>	<b>xp_multi_target_inter.....</b>	<b>308</b>
7.80.1	Overview.....	308
7.80.2	Calling Interface.....	308
7.80.3	Input Parameters.....	310
7.80.4	Output Parameters.....	311
7.80.5	Warnings and Errors.....	311
7.80.6	Runtime Performances.....	313
<b>7.81</b>	<b>xp_multi_target_travel_time.....</b>	<b>314</b>
7.81.1	Overview.....	314
7.81.2	Calling Interface.....	314
7.81.3	Input Parameters.....	316
7.81.4	Output Parameters.....	318
7.81.5	Warnings and Errors.....	318

---

7.81.6 Runtime Performances.....	320
<b>7.82 xp_target_extra_vector.....</b>	<b>321</b>
7.82.1 Overview.....	321
7.82.2 Calling Interface.....	321
7.82.3 Input Parameters.....	322
7.82.4 Output Parameters.....	323
7.82.5 Warnings and Errors.....	324
7.82.6 Runtime Performances.....	325
<b>7.83 xp_target_extra_main.....</b>	<b>326</b>
7.83.1 Overview.....	326
7.83.2 Calling Interface.....	326
7.83.3 Input Parameters.....	327
7.83.4 Output Parameters.....	328
7.83.5 Warnings and Errors.....	330
7.83.6 Runtime Performances.....	331
<b>7.84 xp_target_extra_aux.....</b>	<b>332</b>
7.84.1 Overview.....	332
7.84.2 Calling Interface.....	332
7.84.3 Input Parameters.....	333
7.84.4 Output Parameters.....	334
7.84.5 Warnings and Errors.....	336
7.84.6 Runtime Performances.....	337
<b>7.85 xp_target_extra_ef_target.....</b>	<b>338</b>
7.85.1 Overview.....	338
7.85.2 Calling Interface.....	338
7.85.3 Input Parameters.....	339
7.85.4 Output Parameters.....	340
7.85.5 Warnings and Errors.....	341
7.85.6 Runtime Performances.....	342
<b>7.86 xp_target_extra_target_to_sun.....</b>	<b>343</b>
7.86.1 Overview.....	343
7.86.2 Calling Interface.....	343



---

7.86.3	Input Parameters.....	344
7.86.4	Output Parameters.....	345
7.86.5	Warnings and Errors.....	346
7.86.6	Runtime Performances.....	347
<b>7.87</b>	<b>xp_target_extra_target_to_moon.....</b>	<b>348</b>
7.87.1	Overview.....	348
7.87.2	Calling Interface.....	348
7.87.3	Input Parameters.....	349
7.87.4	Output Parameters.....	350
7.87.5	Warnings and Errors.....	351
7.87.6	Runtime Performances.....	352
<b>7.88</b>	<b>xp_target_extra_specular_reflection.....</b>	<b>353</b>
7.88.1	Overview.....	353
7.88.2	Calling Interface.....	353
7.88.3	Input Parameters.....	354
7.88.4	Output Parameters.....	355
7.88.5	Warnings and Errors.....	356
7.88.6	Runtime Performances.....	357
<b>7.89</b>	<b>xp_target_close.....</b>	<b>358</b>
7.89.1	Overview.....	358
7.89.2	Calling Interface.....	358
7.89.3	Input Parameters.....	359
7.89.4	Output Parameters.....	359
7.89.5	Warnings and Errors.....	359
7.89.6	Runtime Performances.....	360
<b>7.90</b>	<b>xp_target_get_id_data.....</b>	<b>361</b>
7.90.1	Overview.....	361
7.90.2	Calling interface.....	361
7.90.3	Input parameters.....	361
7.90.4	Output parameters.....	361
7.90.5	Warnings and errors.....	362
7.90.6	Runtime performances.....	362

---

<b>7.91 xp_converter.....</b>	<b>363</b>
7.91.1 Overview.....	363
7.91.2 Calling interface.....	364
7.91.3 Input parameters.....	364
7.91.4 Output.....	365
<b>8 LIBRARY PRECAUTIONS.....</b>	<b>366</b>
<b>9 KNOWN PROBLEMS.....</b>	<b>367</b>

## LIST OF TABLES

Table 1: xp_target functions.....	45
Table 2: CFI functions included within EO_POINTING library.....	53
Table 3: Enumerations within EO_POINTING library.....	56
Table 4: EO_POINTING structures.....	62
Table 5: Input parameters of xp_sat_nominal_att_init function.....	69
Table 6: Output parameters of xp_sat_nominal_att_init.....	69
Table 7: Error messages of xp_sat_nominal_att_init function.....	69
Table 8: Runtime performances of xp_sat_nominal_att_init.....	70
Table 9: Input parameters of xp_sat_nominal_att_init_model function.....	72
Table 10: Model parameters depending on the attitude model .....	72
Table 11: Output parameters of xp_sat_nominal_att_init_model.....	75
Table 12: Error messages of xp_sat_nominal_att_init_model function.....	76
Table 13: Runtime performances of xp_sat_nominal_att_init_model.....	76
Table 14: Input parameters of xp_sat_nominal_att_init_harmonic function.....	79
Table 15: Output parameters of xp_sat_nominal_att_init_harmonic.....	80
Table 16: Error messages of xp_sat_nominal_att_init_harmonic function.....	81
Table 17: Runtime performances of xp_sat_nominal_att_init_harmonic.....	81
Table 18: Input parameters of xp_sat_nominal_att_init_file function.....	83
Table 19: Output parameters of xp_sat_nominal_att_init_file.....	84
Table 20: Error messages of xp_sat_nominal_att_init_file function.....	84
Table 21: Runtime performances of xp_sat_nominal_att_init_file.....	85
Table 22: Input parameters of xp_sat_nominal_att_close function.....	87
Table 23: Output parameters of xp_sat_nominal_att_close.....	87
Table 24: Error messages of xp_sat_nominal_att_close function.....	87
Table 25: Input parameters of xp_sat_nominal_att_get_aocs function.....	89
Table 26: Output parameters of xp_sat_nominal_att_get_aocs function.....	89
Table 27: Input parameters of xp_sat_nominal_att_set_aocs function.....	91
Table 28: Output parameters of xp_sat_nominal_att_set_aocs function.....	91
Table 29: Input parameters of xp_sat_nominal_att_get_param function.....	93
Table 30: Output parameters of xp_sat_nominal_att_get_param function.....	93

---

Table 31: Input parameters of xp_sat_nominal_att_set_param function.....	95
Table 32: Output parameters of xp_sat_nominal_att_set_param function.....	96
Table 33: Input parameters of xp_sat_nominal_att_get_harmonic function.....	97
Table 34: Output parameters of xp_sat_nominal_att_get_harmonic function.....	97
Table 35: Input parameters of xp_sat_nominal_att_set_harmonic function.....	99
Table 36: Output parameters of xp_sat_nominal_att_set_harmonic function.....	100
Table 37: Input parameters of xp_sat_nominal_att_get_file function.....	101
Table 38: Output parameters of xp_sat_nominal_att_get_file function.....	101
Table 39: Input parameters of xp_sat_nominal_att_set_file function.....	103
Table 40: Output parameters of xp_sat_nominal_att_set_file function.....	104
Table 41: Input parameters of xp_sat_att_angle_init function.....	106
Table 42: Output parameters of xp_sat_att_angle_init.....	106
Table 43: Error messages of xp_sat_att_angle_init function.....	107
Table 44: Runtime performances of xp_sat_att_angle_init.....	107
Table 45: Input parameters of xp_sat_att_matrix_init function.....	109
Table 46: Output parameters of xp_sat_att_matrix_init.....	109
Table 47: Error messages of xp_sat_att_matrix_init function.....	110
Table 48: Runtime performances of xp_sat_att_matrix_init.....	110
Table 49: Input parameters of xp_sat_att_init_harmonic function.....	113
Table 50: Output parameters of xp_sat_att_init_harmonic.....	114
Table 51: Error messages of xp_sat_att_init_harmonic function.....	115
Table 52: Runtime performances of xp_sat_att_init_harmonic.....	115
Table 53: Input parameters of xp_sat_att_init_file function.....	117
Table 54: Output parameters of xp_sat_att_init_file.....	118
Table 55: Error messages of xp_sat_att_init_file function.....	118
Table 56: Runtime performances of xp_sat_att_init_file.....	119
Table 57: Input parameters of xp_sat_att_quat_plus_matrix_init function.....	121
Table 58: Output parameters of xp_sat_att_quat_plus_matrix_init.....	121
Table 59: Error messages of xp_sat_att_quat_plus_matrix_init function.....	122
Table 60: Runtime performances of xp_sat_att_quat_plus_matrix_init.....	122
Table 61: Input parameters of xp_sat_att_quat_plus_matrix_init function.....	124
Table 62: Output parameters of xp_sat_att_quat_plus_angle_init.....	124
Table 63: Error messages of xp_sat_att_quat_plus_angle_init function.....	125
Table 64: Runtime performances of xp_sat_att_quat_plus_angle_init.....	125

---

---

Table 65: Input parameters of xp_sat_att_close function.....	127
Table 66: Output parameters of xp_sat_att_close.....	127
Table 67: Error messages of xp_sat_att_close function.....	127
Table 68: Input parameters of xp_sat_att_get_angles function.....	129
Table 69: Output parameters of xp_sat_att_get_angles function.....	129
Table 70: Input parameters of xp_sat_att_set_angles function.....	131
Table 71: Output parameters of xp_sat_att_set_angles function.....	132
Table 72: Input parameters of xp_sat_att_get_matrix function.....	133
Table 73: Output parameters of xp_sat_att_get_matrix function.....	133
Table 74: Input parameters of xp_sat_att_set_matrix function.....	135
Table 75: Output parameters of xp_sat_att_set_matrix function.....	135
Table 76: Input parameters of xp_sat_att_get_harmonic function.....	137
Table 77: Output parameters of xp_sat_att_get_harmonic function.....	137
Table 78: Runtime performances of xp_sat_att_get_harmonic function.....	138
Table 79: Input parameters of xp_sat_att_set_harmonic function.....	139
Table 80: Output parameters of xp_sat_att_set_harmonic function.....	140
Table 81: Runtime performances of xp_sat_att_set_harmonic function.....	140
Table 82: Input parameters of xp_sat_att_get_file function.....	141
Table 83: Output parameters of xp_sat_att_get_file function.....	141
Table 84: Input parameters of xp_sat_att_set_file function.....	143
Table 85: Output parameters of xp_sat_att_set_file function.....	144
Table 86: Input parameters of xp_sat_att_get_file function.....	145
Table 87: Output parameters of xp_sat_att_get_file function.....	145
Table 88: Input parameters of xp_sat_att_set_quat_plus_angle function.....	147
Table 89: Output parameters of xp_sat_att_set_quat_plus_angle function.....	148
Table 90: Input parameters of xp_sat_att_get_quat_plus_matrix function.....	149
Table 91: Output parameters of xp_sat_att_get_quat_plus_matrix function.....	149
Table 92: Input parameters of xp_sat_att_set_quat_plus_matrix function.....	151
Table 93: Output parameters of xp_sat_att_get_quat_plus_matrix function.....	152
Table 94: Input parameters of xp_instr_att_angle_init function.....	154
Table 95: Output parameters of xp_instr_att_angle_init.....	154
Table 96: Error messages of xp_instr_att_angle_init function.....	155
Table 97: Runtime performances of xp_instr_att_angle_init.....	155
Table 98: Input parameters of xp_instr_att_matrix_init function.....	157

---

Table 99: Output parameters of xp_instr_att_matrix_init.....	157
Table 100: Error messages of xp_instr_att_matrix_init function.....	158
Table 101: Runtime performances of xp_instr_att_matrix_init.....	158
Table 102: Input parameters of xp_instr_att_init_harmonic function.....	161
Table 103: Output parameters of xp_instr_att_init_harmonic.....	162
Table 104: Error messages of xp_instr_att_init_harmonic function.....	163
Table 105: Runtime performances of xp_instr_att_init_harmonic.....	163
Table 106: Input parameters of xp_instr_att_init_file function.....	165
Table 107: Output parameters of xp_instr_att_init_file.....	166
Table 108: Error messages of xp_instr_att_init_file function.....	166
Table 109: Runtime performances of xp_instr_att_init_file.....	167
Table 110: Input parameters of xp_instr_att_close function.....	168
Table 111: Output parameters of xp_instr_att_close.....	169
Table 112: Error messages of xp_instr_att_close function.....	169
Table 113: Input parameters of xp_instr_att_get_angles function.....	170
Table 114: Output parameters of xp_instr_att_get_angles function.....	170
Table 115: Input parameters of xp_instr_att_set_angles function.....	172
Table 116: Output parameters of xp_instr_att_set_angles function.....	173
Table 117: Runtime performances of xp_instr_att_set_angles function.....	173
Table 118: Input parameters of xp_instr_att_get_matrix function.....	174
Table 119: Output parameters of xp_instr_att_get_matrix function.....	174
Table 120: Input parameters of xp_instr_att_set_matrix function.....	176
Table 121: Output parameters of xp_instr_att_set_matrix function.....	177
Table 122: Input parameters of xp_instr_att_get_harmonic function.....	178
Table 123: Output parameters of xp_instr_att_get_harmonic function.....	178
Table 124: Runtime performances of xp_instr_att_get_harmonic function.....	179
Table 125: Input parameters of xp_instr_att_set_harmonic function.....	180
Table 126: Output parameters of xp_instr_att_set_harmonic function.....	181
Table 127: Runtime performances of xp_instr_att_set_harmonic function.....	181
Table 128: Input parameters of xp_instr_att_get_file function.....	182
Table 129: Output parameters of xp_instr_att_get_file function.....	182
Table 130: Input parameters of xp_instr_att_set_file function.....	184
Table 131: Output parameters of xp_instr_att_set_file function.....	185
Table 132: Input parameters of xp_instr_att_set_file function.....	186

---

Table 133: Output parameters of xp_instr_att_set_file function.....	187
Table 134: Error messages of xp_set_az_el_definition function.....	187
Table 135: Input parameters of xp_run_init function.....	189
Table 136: Output parameters of xp_run_init function.....	189
Table 137: Error messages of xl_run_init function.....	190
Table 138: Input parameters of xp_run_get_ids function.....	192
Table 139: Output parameters of xp_run_get_ids function.....	192
Table 140: Input parameters of xp_run_close function.....	194
Table 141: Output parameters of xp_run_close function.....	194
Table 142: Output parameters of xp_attitude_init.....	197
Table 143: Error messages of xp_attitude_init function.....	197
Table 144: Runtime performances of xp_attitude_init.....	198
Table 145: Input parameters of xp_attitude_compute function.....	200
Table 146: Output parameters of xp_attitude_compute function.....	201
Table 147: Error messages of xp_attitude_compute function.....	201
Table 148: Runtime performances of xp_attitude_compute function.....	202
Table 149: Input parameters of xp_attitude_user_set function.....	204
Table 150: Output parameters of xp_attitude_user_set function.....	205
Table 151: Error messages of xp_attitude_user_set function.....	205
Table 152: Runtime performances of xp_attitude_user_set function.....	206
Table 153: Input parameters of xp_attitude_close function.....	208
Table 154: Output parameters of xp_attitude_close.....	208
Table 155: Error messages of xp_attitude_close function.....	208
Table 156: Input parameters of xp_attitude_get_id_data function.....	210
Table 157: Output parameters of xp_attitude_get_id_data function.....	210
Table 158: Runtime performances of xp_attitude_get_id_data function.....	211
Table 159: Input parameters of xp_attitude_set_id_data function.....	212
Table 160: Output parameters of xp_attitude_set_id_data function.....	213
Table 161: Input parameters of xp_attitude_get_model_id function.....	214
Table 162: Output parameters of xp_attitude_get_model_id function.....	214
Table 163: Input parameters of xp_change_frame function.....	218
Table 164: Output parameters of xp_change_frame function.....	219
Table 165: Error messages of xp_change_frame function.....	220
Table 166: Runtime performances of xp_change_frame function.....	220

---

Table 167: Input parameters of xp_atmos_init function.....	222
Table 168: Output parameters of xp_atmos_init.....	222
Table 169: Error messages of xp_atmos_init function.....	223
Table 170: Runtime performances of xp_atmos_init.....	223
Table 171: Input parameters of xp_atmos_close function.....	225
Table 172: Output parameters of xp_atmos_close.....	225
Table 173: Error messages of xp_atmos_close function.....	225
Table 174: Input parameters of xp_atmos_get_id_data function.....	227
Table 175: Output parameters of xp_atmos_get_id_data function.....	227
Table 176: Input parameters of xp_dem_init function.....	230
Table 177: Output parameters of xp_dem_init.....	230
Table 178: Error messages of xp_dem_init function.....	231
Table 179: Runtime performances of xp_dem_init+xp_dem_close.....	231
Table 180: Input parameters of xp_dem_close function.....	232
Table 181: Output parameters of xp_dem_close.....	233
Table 182: Error messages of xp_dem_close function.....	233
Table 183: Input parameters of xp_dem_compute function.....	235
Table 184: Output parameters of xp_dem_compute.....	235
Table 185: Error messages of xp_dem_compute function.....	236
Table 186: Runtime performances of xp_dem_compute.....	236
Table 187: Input parameters of xp_dem_get_id_data function.....	237
Table 188: Output parameters of xp_dem_get_id_data function.....	237
Table 189: Runtime performances of xp_dem_get_id_data function.....	238
Table 190: Input parameters of xp_target_inter function.....	241
Table 191: Output parameters of xp_target_inter.....	242
Table 192: Error messages of xp_target_inter function.....	242
Table 193: Runtime performances of xp_target_inter.....	244
Table 194: Input parameters of xp_target_ground_range function.....	247
Table 195: Output parameters of xp_target_ground_range.....	248
Table 196: Error messages of xp_target_ground_range function.....	248
Table 197: Runtime performances of xp_target_ground_range.....	249
Table 198: Input parameters of xp_target_incidence_angle function.....	251
Table 199: Output parameters of xp_target_incidence_angle.....	252
Table 200: Error messages of xp_target_incidence_angle function.....	252



---

Table 201: Runtime performances of xp_target_incidence_angle.....	253
Table 202: Input parameters of xp_target_range function.....	255
Table 203: Output parameters of xp_target_range.....	256
Table 204: Error messages of xp_target_range function.....	256
Table 205: Runtime performances of xp_target_range.....	257
Table 206: Input parameters of xp_target_range_rate function.....	259
Table 207: Output parameters of xp_target_range_rate.....	260
Table 208: Error messages of xp_target_range_rate function.....	260
Table 209: Runtime performances of xp_target_range_rate.....	261
Table 210: Input parameters of xp_target_tangent function.....	263
Table 211: Output parameters of xp_target_tangent.....	264
Table 212: Error messages of xp_target_tangent function.....	264
Table 213: Runtime performances of xp_target_tangent.....	266
Table 214: Input parameters of xp_target_altitude function.....	268
Table 215: Output parameters of xp_target_altitude.....	269
Table 216: Error messages of xp_target_altitude function.....	269
Table 217: Runtime performances of xp_target_altitude.....	271
Table 218: Input parameters of xp_target_star function.....	273
Table 219: Output parameters of xp_target_star.....	274
Table 220: Error messages of xp_target_star function.....	274
Table 221: Runtime performances of xp_target_star.....	276
Table 222: Input parameters of xp_target_station function.....	278
Table 223: Output parameters of xp_target_station.....	279
Table 224: Error messages of xp_target_station function.....	279
Table 225: Runtime performances of xp_target_station.....	280
Table 226: Input parameters of xp_target_drs function.....	282
Table 227: Output parameters of xp_target_drs.....	282
Table 228: Error messages of xp_target_drs function.....	283
Table 229: Runtime performances of xp_target_drs.....	284
Table 230: Input parameters of xp_target_generic function.....	286
Table 231: Output parameters of xp_target_generic.....	286
Table 232: Error messages of xp_target_generic function.....	287
Table 233: Runtime performances of xp_target_generic.....	288
Table 234: Input parameters of xp_target_reflected function.....	290

---

---

Table 235: Output parameters of xp_target_reflected.....	291
Table 236: Error messages of xp_target_reflected function.....	291
Table 237: Runtime performances of xp_target_reflected.....	293
Table 238: Input parameters of xp_target_travel_time function.....	296
Table 239: Output parameters of xp_target_travel_time.....	297
Table 240: Error messages of xp_target_travel_time function.....	297
Table 241: Runtime performances of xp_target_travel_time.....	299
Table 242: Input parameters of xp_target_tangent_sun function.....	301
Table 243: Output parameters of xp_target_tangent_sun.....	301
Table 244: Error messages of xp_target_tangent_sun function.....	302
Table 245: Runtime performances of xp_target_tangent_sun.....	303
Table 246: Input parameters of xp_tangent_target_moon function.....	305
Table 247: Output parameters of xp_tangent_target_moon.....	305
Table 248: Error messages of xp_target_tangent_moon function.....	306
Table 249: Runtime performances of xp_target_tangent_moon.....	307
Table 250: Input parameters of xp_multi_target_inter function.....	310
Table 251: Output parameters of xp_multi_target_inter.....	311
Table 252: Error messages of xp_multi_target_inter function.....	312
Table 253: Runtime performances of xp_multi_target_inter.....	313
Table 254: Input parameters of xp_multi_target_travel_time function.....	316
Table 255: Output parameters of xp_multi_target_travel_time.....	318
Table 256: Error messages of xp_multi_target_travel_time function.....	318
Table 257: Runtime performances of xp_multi_target_travel_time.....	320
Table 258: Input parameters of xp_target_extra_vector function.....	322
Table 259: Output parameters of xp_target_extra_vector.....	323
Table 260: Error messages of xp_target_extra_vector function.....	324
Table 261: Runtime performances of xp_target_extra_vector.....	325
Table 262: Input parameters of xp_target_extra_main function.....	327
Table 263: Output parameters of xp_target_extra_main.....	328
Table 264: Error messages of xp_target_extra_main function.....	330
Table 265: Runtime performances of xp_target_extra_main.....	331
Table 266: Input parameters of xp_target_extra_aux.....	333
Table 267: Output parameters of xp_target_extra_aux.....	334
Table 268: Error messages of xp_target_extra_aux function.....	336

---

---

Table 269: Runtime performances of xp_target_extra_aux.....	337
Table 270: Input parameters of xp_target_extra_ef_target function.....	339
Table 271: Output parameters of xp_target_extra_ef_target.....	340
Table 272: Error messages of xp_target_extra_ef_target function.....	341
Table 273: Runtime performances of xp_target_extra_ef_target.....	342
Table 274: Input parameters of xp_target_extra_target_to_sun function.....	344
Table 275: Output parameters of xp_target_extra_target_to_sun.....	345
Table 276: Error messages of xp_target_extra_target_to_sun function.....	346
Table 277: Runtime performances of xp_target_extra_target_to_sun.....	347
Table 278: Input parameters of xp_target_extra_target_to_moon function.....	349
Table 279: Output parameters of xp_target_extra_target_to_moon.....	350
Table 280: Error messages of xp_target_extra_target_to_moon function.....	351
Table 281: Runtime performances of xp_target_extra_target_to_moon.....	352
Table 282: Input parameters of xp_target_extra_specular_reflection function.....	354
Table 283: Output parameters of xp_target_extra_specular_reflection.....	355
Table 284: Error messages of xp_target_extra_specular_reflection function.....	356
Table 285: Runtime performances of xp_target_extra_specular_reflection.....	357
Table 286: Input parameters of xp_target_close function.....	359
Table 287: Output parameters of xp_target_close.....	359
Table 288: Error messages of xp_target_close function.....	359
Table 289: Input parameters of xp_target_get_id_data function.....	361
Table 290: Output parameters of xp_target_get_id_data function.....	361
Table 291: Runtime performances of xp_target_get_id_data function.....	362
Table 292: Input parameters for xp_converter.....	364
Table 293: iray input vs corrective function.....	365
Table 294: Known problems.....	367

## LIST OF FIGURES

Figure 1: Attitude Initialisation Overview.....	42
Figure 2: Satellite Nominal Initialisation.....	43
Figure 3: Satellite Initialisation.....	43
Figure 4: Instrument Initialisation.....	43
Figure 5: Geolocation Routines Calling Sequence.....	44

## 1 SCOPE

The EO\_POINTING Software User Manual provides a detailed description of usage of the CFI functions included within the EO\_POINTING CFI software library.

## 2 ACRONYMS, NOMENCLATURE AND TERMINOLOGY

### 2.1 Acronyms

ANX	Ascending Node Crossing
AOCS	Attitude and Orbit Control Subsystem
ASCII	American Standard Code for Information Interchange
CFI	Customer Furnished Item
CS	Coordinate System
DRS	Data Relay Satellite
ESA	European Space Agency
ESTEC	European Space Technology and Research Centre
GPL	GNU Public Library
GPS	Global Positioning System
GS	Ground Station
H/W	Hardware
IERS	International Earth Rotation Service
I/F	Interface
LOS	Line Of Sight
LUT	Look-Up Table
OBT	On-board Binary Time
OSF	Orbit Scenario File
RAM	Random Access Memory
SBT	Satellite Binary Time
SRAR	Satellite Relative Actual Reference
SSP	Sub Satellite Point
SUM	Software User Manual
S/W	Software
TAI	International Atomic Time
UTC	Coordinated Universal Time
UT1	Universal Time UT1
WGS[84]	World Geodetic System 1984

## 2.2 Nomenclature

<i>CFI</i>	A group of CFI functions, and related software and documentation that will be distributed by ESA to the users as an independent unit
<i>CFI function</i>	A single function within a CFI that can be called by the user
<i>Library</i>	A software library containing all the CFI functions included within a CFI plus the supporting functions used by those CFI functions (transparently to the user)

## 2.3 Note on Terminology

In order to keep compatibility with legacy CFI libraries, the Earth Observation Mission CFI Software makes use of terms that are linked with missions already or soon in the operational phase like the Earth Explorers.

This may be reflected in the rest of the document when examples of Mission CFI Software usage are proposed or description of Mission Files is given.

## 3 APPLICABLE AND REFERENCE DOCUMENTS

### 3.1 Applicable Documents

[GEN\_SUM] Earth Observation Mission CFI Software. General Software User Manual. EO-MA-DMS-GS-0002. Issue 4.1 07/05/10.

### 3.2 Reference Documents

[MCD] Earth Observation Mission CFI Software. Conventions Document. EO-MA-DMS-GS-0001. Issue 1.0. 27/10/09.

[MSC] Earth Observation Mission CFI Software. Mission Specific Customizations. EO-MA-DMS-GS-0018. Issue 1.0 27/10/09.

[F\_H\_SUM] Earth Observation Mission CFI Software. EO\_FILE\_HANDLING Software User Manual. EO-MA-DMS-GS-0008. Issue 4.1 07/05/10.

[D\_H\_SUM] Earth Observation Mission CFI Software. EO\_DATA\_HANDLING Software User Manual. EO-MA-DMS-GS-0007. Issue 4.1 07/05/10.

[LIB\_SUM] Earth Observation Mission CFI Software. EO\_LIB Software User Manual. EO-MA-DMS-GS-0003. Issue 4.1 07/05/10.

[LOS\_ALG] LOS Intersection. PE-TN-ESA-SY-0043



## 4 INTRODUCTION

### 4.1 Functions Overview

This software library contains the CFI functions required to perform accurate computation of pointing parameters from and to a satellite for various types of targets.

It includes a set of functions to initialize the attitude of the platform and the instruments. The values provided by these functions are later used by all the other functions of the library.

A detailed description of each function is provided in Section 7.

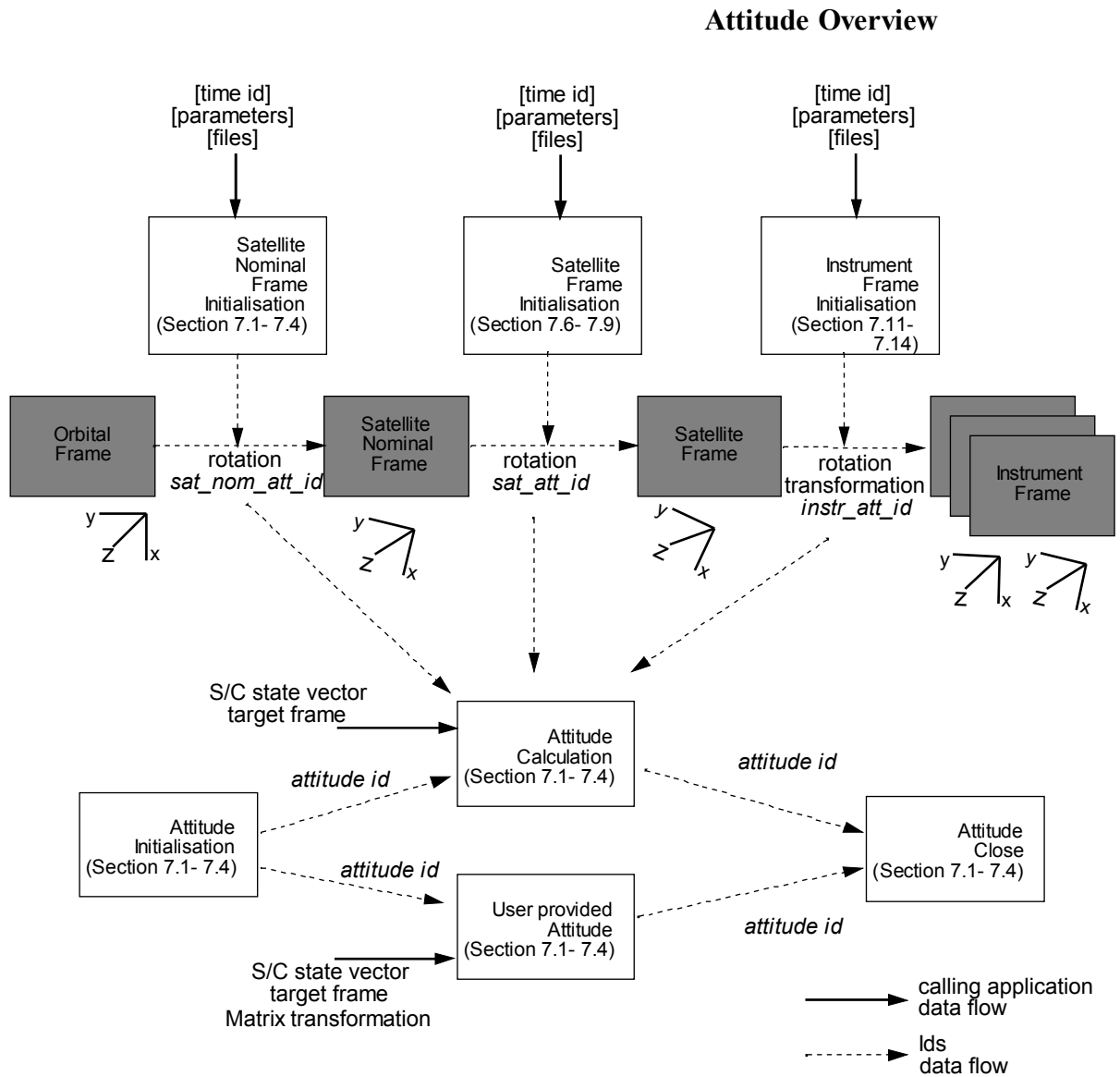
Please refer also to:

[MCD] for a detailed description of the time references and formats, coordinate systems, parameters and models used in this document

[GEN\_SUM] for a complete overview of the CFI, and in particular the detailed description of the *Id* concept and usage and the error handling functions.

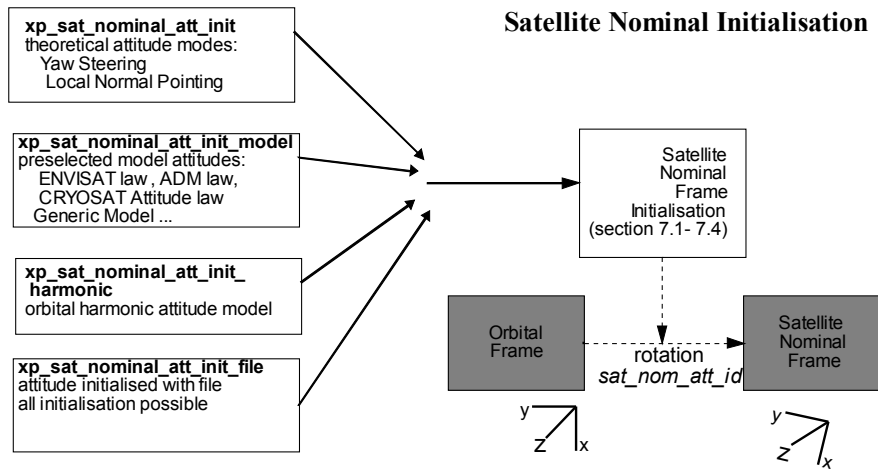
### 4.1.1 Attitude Data Flow

The following figure shows the typical data flow for the attitude functions. First, the different transformations between the various reference frames are initialised. Then, given the spacecraft position, the attitude is calculated:

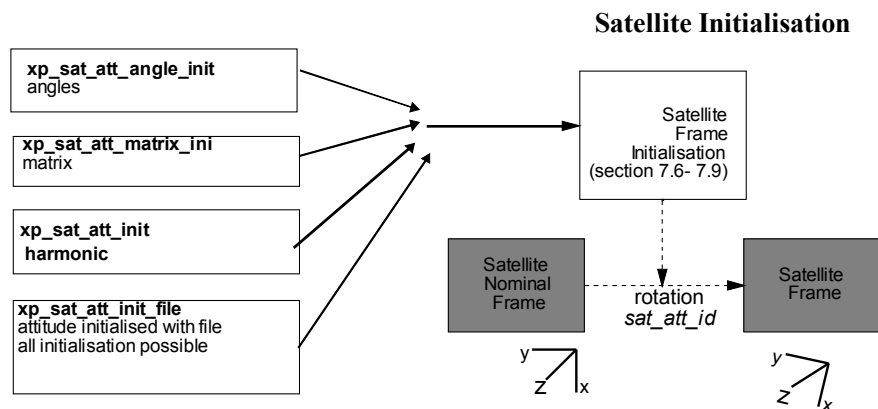


**Figure 1: Attitude Initialisation Overview**

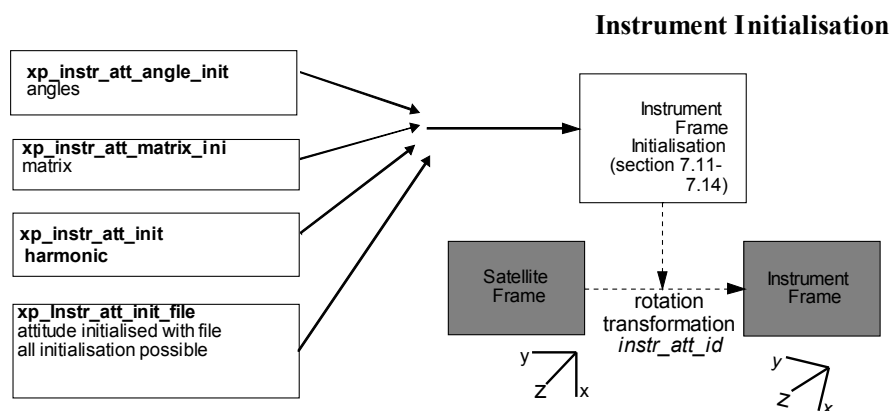
Each different transformation can be initialised with different models:



**Figure 2: Satellite Nominal Initialisation**



**Figure 3: Satellite Initialisation**



**Figure 4: Instrument Initialisation**

### 4.1.2 Geolocation Routines Data Flow

The following figure shows the typical data flow for the geolocation routines functions. First, the attitude should be calculated, and, if needed, the refraction and Digital Elevation Models initialised.

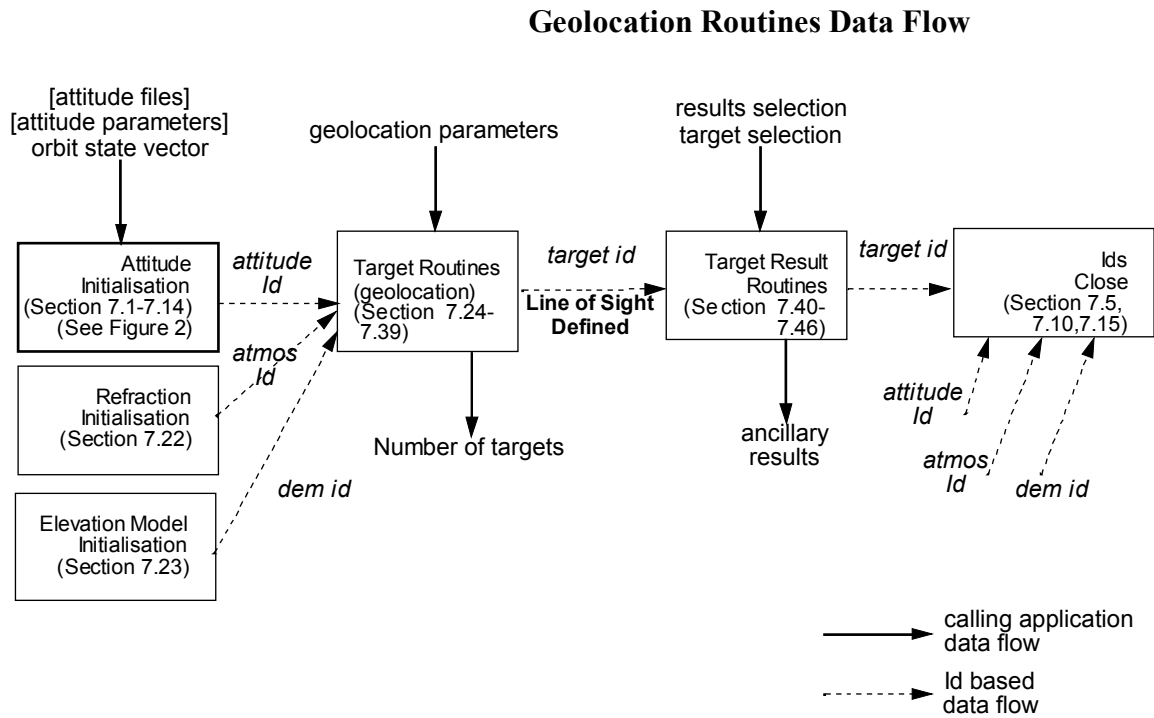
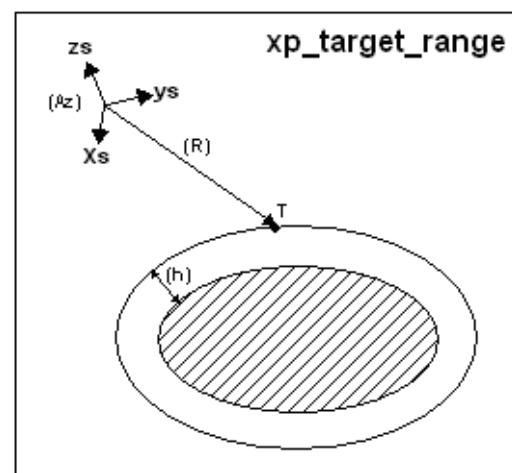
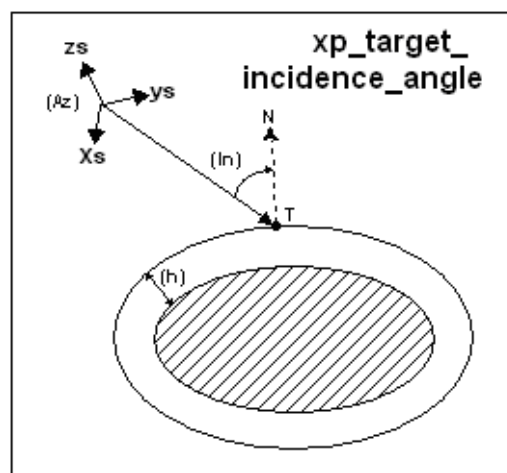
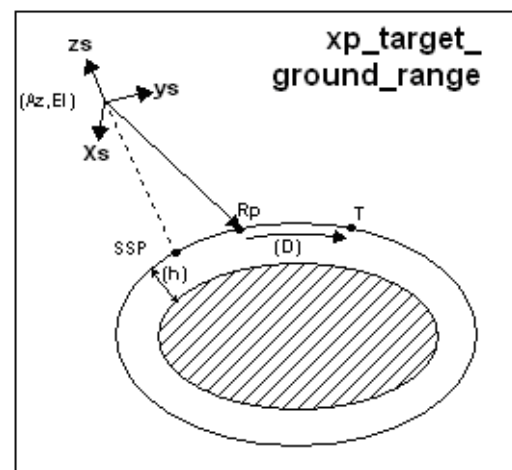
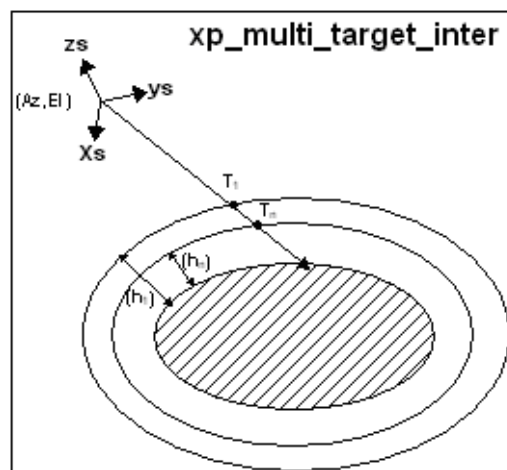
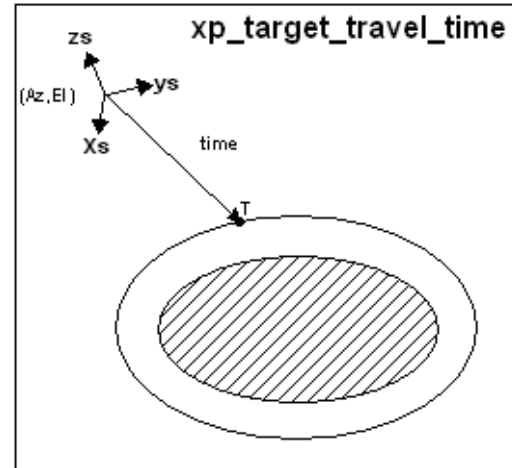
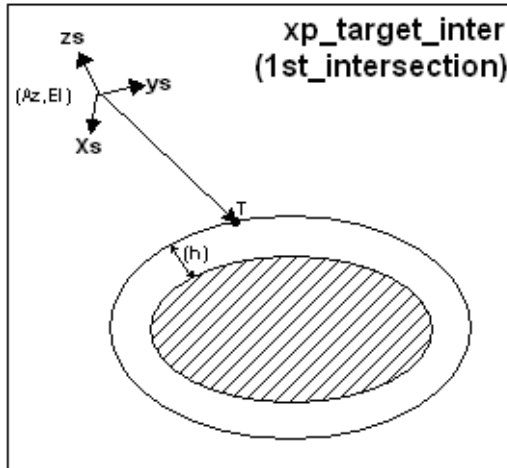


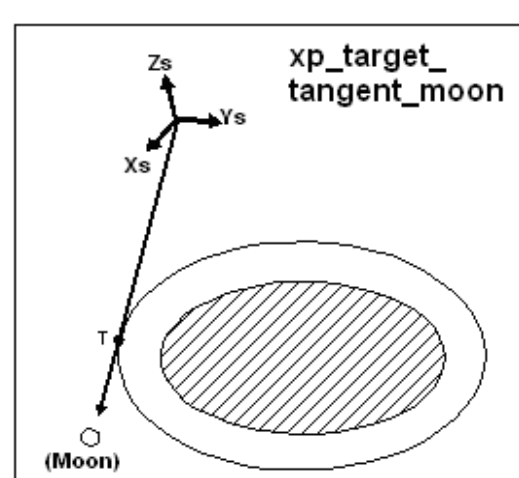
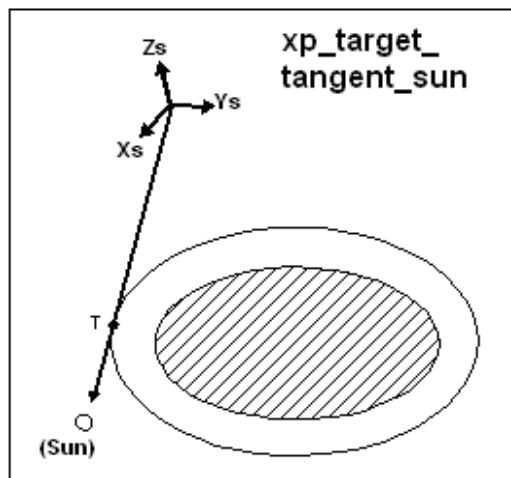
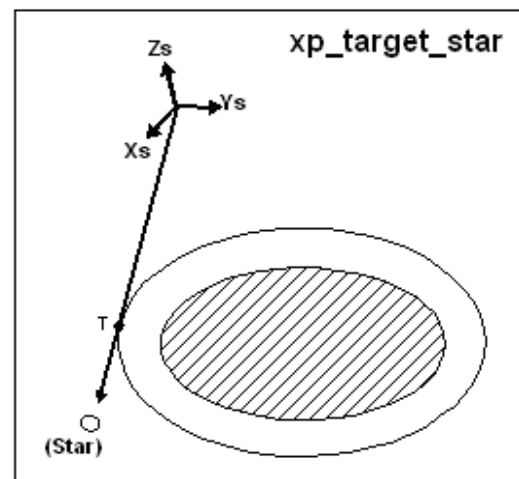
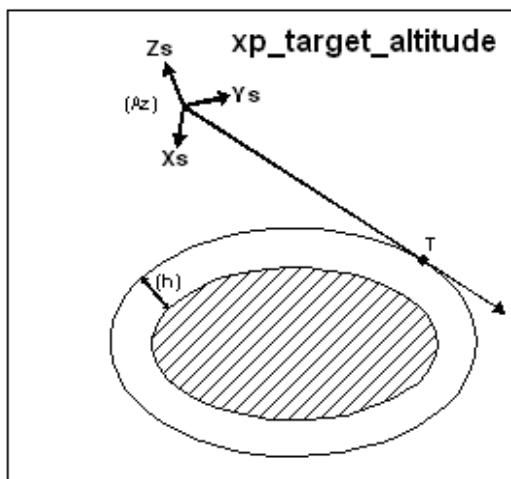
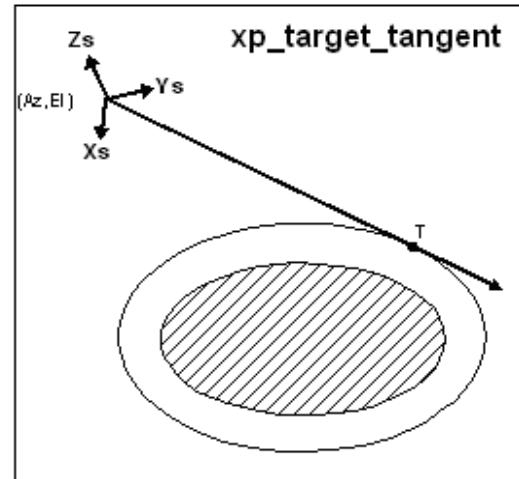
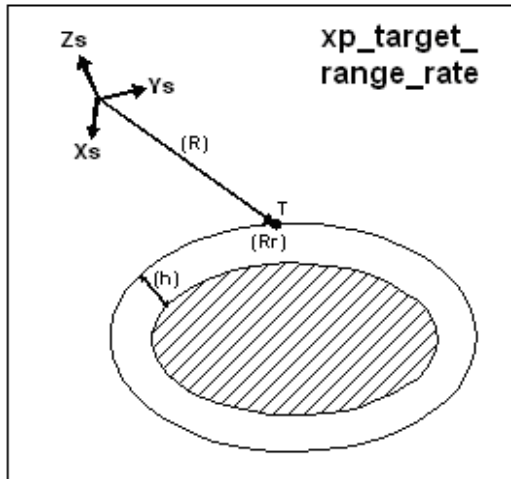
Figure 5: Geolocation Routines Calling Sequence

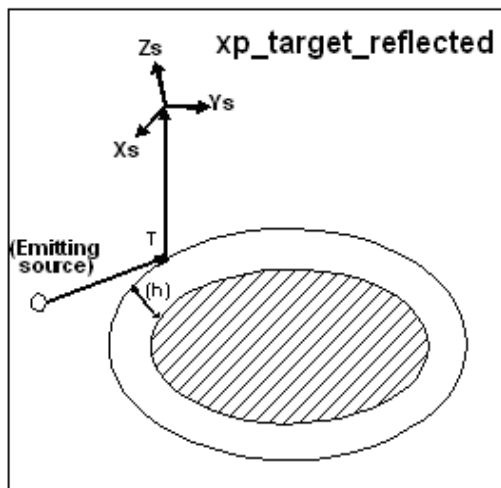
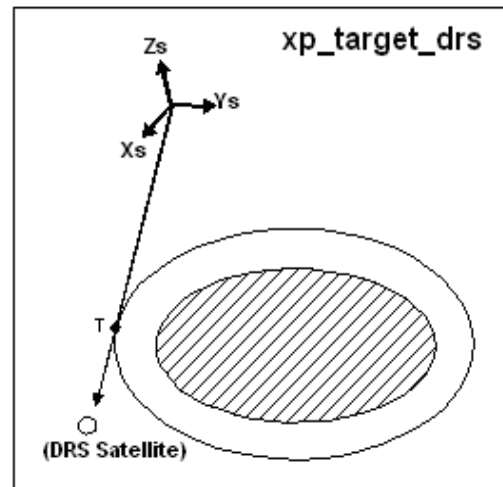
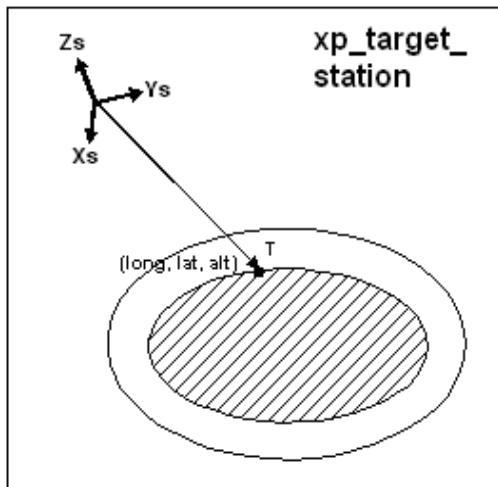
The table below and the diagrams on the next pages describe the various **xp\_target\_<function>**.

**Table 1: xp\_target functions**

<b>xp_target_&lt;function&gt;</b>	<b>Description</b>
xp_(multi)_target_inter	It calculates the intersection point(s) of the line of sight defined by an elevation and an azimuth angle expressed in the input Attitude frame, with a surface(s) located at a certain geodetic altitude(s) over the Earth.
xp_(multi)_target_travel_time	It calculates the point of the line or sight from the satellite (defined by an elevation and an azimuth angle expressed in the selected Attitude Frame) at a given travel time(s) along the (curved) line of sight.
xp_target_ground_range	It calculates the location of a point that is placed on a surface at a certain geodetic altitude over the Earth, that lays on the plane defined by the S/C position, the nadir and a reference point, and that is at a certain distance or ground range measured along that surface from that reference point.  This reference point is calculated being the intersection of the previous surface with the line of sight defined by an elevation and azimuth angle in the input Attitude coordinate system.
xp_target_incidence_angle	It calculates the location of a point that is placed on a surface at a certain geodetic altitude over the Earth and that is seen from the S/C on a line of sight that forms a certain azimuth angle in the input Attitude frame and that intersects that surface with a certain incidence angle.
xp_target_range	It calculates the location of a point that is placed on a surface at a certain geodetic altitude over the Earth, that is seen from the S/C on a line of sight that forms a certain azimuth angle in the input Attitude frame, and that is at a certain range or slant-range from the S/C.
xp_target_range_rate	It calculates the location of a point that is placed on a surface at a certain geodetic altitude over the Earth, that is at a certain range from S/C, and whose associated Earth-fixed target has a certain range-rate value.
xp_target_tangent	It calculates the location of the tangent point over the Earth that is located on the line of sight defined by an elevation and azimuth angles expressed in the input Attitude frame.
xp_target_altitude	It calculates the location of the tangent point over the Earth that is located on a surface at a certain geodetic altitude over the Earth and that is on a line of sight that forms a certain azimuth angle in the input Attitude frame.
xp_target_star	It calculates the location of the tangent point over the Earth that is located on the line of sight that points to a star defined by its right ascension and declination coordinates.
xp_target_generic	The cartesian state vector of the target is taken as an input.
xp_target_tangent_sun	It calculates the location of the tangent point over the Earth that is located on the line of sight that points to the Sun
xp_target_tangent_moon	It calculates the location of the tangent point over the Earth that is located on the line of sight that points to the Moon
xp_target_station	It calculates the most relevant observation parameters of the link between the satellite and a ground station
xp_target_drs	It calculates the most relevant observation parameters of the link between the satellite and a Data Relay Satellite (DRS).







[Xs,Ys,Zs] = Attitude Frame

() = Input data to the mode

(Az,El) = Azimuth + Elevation of the LOS

(h) = Geodetic altitude of the target

(R) = Range Satellite  $\leftrightarrow$  Reference Point/Target

(D) = Distance or Ground range Ref. Point  $\leftrightarrow$  Target

(In) = Incidence angle of the LOS

(Rr) = Range-rate of the Earth-fixed target

T = Target

SSP = Sub Satellite Point = Nadir of the satellite

Rp = Reference Point

N = Normal vector to the surface at a geodetic altitude = h

As it can be seen from the list of functions, there are some functions that calculate several targets (xp\_multi\_target\_xxxx). The number of targets found by the functions is returned through the interface.

In addition to these “user” targets, two other categories of targets can be defined, “LOS” targets and “DEM” targets.

#### 4.1.2.1 LOS targets

The idea is to get information about all the ray path points computed by a specific target routine along the Line of Sight (LOS) trajectory.

For every target routine, the output parameter num\_los\_target will return the number of points in the path.

It applies when the variable "target\_type" is equal to XP\_LOS\_TARGET\_TYPE.

##### 1. Start point of LOS

The spacecraft position (Instrument CS) shall be considered as the start point for the LOS path.



## 2. Stop point of LOS

The stop point for the LOS path will be different depending on the selected target function; nominally it will be the resulting target point.

- `xp_target_inter` and `xp_multi_target_inter`: 1st or 2nd intersection point (Point corresponding to the last altitude for the `multi_target` routine)
- `xp_target_ground_range`: Target point
- `xp_target_incidence_angle`: Target point
- `xp_target_range`: Target point
- `xp_target_range_rate`: Target point
- `xp_target_tangent`: Two different cases to consider depending on whether refraction is selected or not:
  - No refraction mode: Tangent point
  - Refraction mode:
    - The 2nd intersection point with a surface located at Refraction Model Maximum Height (geodetic altitude) over the Earth if tangent height  $\leq$  Refraction Model Maximum Height
    - The tangent point if tangent height  $>$  Refraction Model Maximum Height
- `xp_target_altitude`: Point at selected altitude
- `xp_target_star`: Two different cases to consider depending on whether refraction is selected or not:
  - No refraction mode: Tangent point
  - Refraction mode:
    - The 2nd intersection point with a surface located at Refraction Model Maximum Height (geodetic altitude) over the Earth if tangent height  $\leq$  Refraction Model Maximum Height
    - The tangent point if tangent height  $>$  Refraction Model Maximum Height
- `xp_target_station`: Ground Station position
- `xp_target_drs`: DRS position
- `xp_target_generic`: Target position
- `xp_target_reflected`: Reflection point
- `xp_target_travel_time` and `xp_multi_target_travel_time`: Point at selected travel time (Point corresponding to the last travel time for the `multi_target` routine)
- `xp_target_tangent_sun`: Tangent point
- `xp_target_tangent_moon`: Tangent point

#### 4.1.2.2 DEM targets

A DEM Target is defined as the intersection of a line of sight with the Earth Surface defined using a digital elevation model (DEM).

A DEM Target is calculated using as line of sight the LOS targets that has been computed previously with a target routine (Note that such LOS consist in a polygonal line, no necessarily a straight line). Consequently, to get a DEM target it is necessary to follow these steps:

- Initialize the DEM model using the `xp_dem_init` routine and a configuration file (Section 7.60).
- One call to the target routine for getting the LOS targets.
- One call to the target extra routine requesting the DEM target.

The digital elevation model of the Earth consists in a set of points defining a grid for which a measure of the altitude over the Earth reference ellipsoid is given. The altitude of the points within each cell of the grid is computed by the CFI using a bilinear interpolation with the points of the corner of the cell. Details about the bilinear algorithm used to compute the intersection can be seen in [LOS\_ALG].

## **5 LIBRARY INSTALLATION**

For a detailed description of the installation of any CFI library, please refer to [GEN\_SUM].

## 6 LIBRARY USAGE

Note that to use the EO\_POINTING software library, the following other CFI software libraries are required:

- EO\_FILE\_HANDLING (See [F\_H\_SUM]).
- EO\_DATA\_HANDLING
- EO\_LIB (See [LIB\_SUM]).

It is needed to have properly installed in the system the following external libraries:

- LIBXML2 (MIT license, see [GEN\_SUM]) .
- POSIX thread library: libpthread.so (pthread.lib for WINDOWS, with license LGPL)

To use the EO\_POINTING software library in a user application, that application must include in its source code:

- `explorer_pointing.h` (for a C application)

To link correctly this application, the user must include in his linking command flags like (assuming `cfi_lib_dir` and `cfi_include_dir` are the directories where respectively all CFI libraries and include files have been installed, see [GEN\_SUM] for installation procedures):

- SOLARIS/LINUX:

```
-Icfi_include_dir -Lcfi_lib_dir -lexplorer_pointing
                                -lexplorer_lib
                                -lexplorer_data_handling
                                -lexplorer_file_handling
                                -lxml2 -lpthread
```

- WINDOWS:

```
/I "cfi_include_dir" /libpath:"cfi_lib_dir"
                                libexplorer_pointing.lib
                                libexplorer_lib.lib
                                libexplorer_data_handling.lib
                                libexplorer_file_handling.lib
                                libxml2.lib pthread.lib
```

- MacOS:

```
-Icfi_include_dir -Lcfi_lib_dir -lexplorer_pointing
                                -lexplorer_lib
                                -lexplorer_data_handling
                                -lexplorer_file_handling
```

```
-lpthread
-framework libxml
-framework libiconv
```

All functions described in this document have a name starting with the prefix `xp_`

To avoid problems in linking a user application with the `EO_POINTING` software library due to the existence of names multiple defined, the user application should avoid naming any global software item beginning with either the prefix `XP_` or `xp_`.

It is possible to call the following CFI functions from a user application.

**Table 2: CFI functions included within `EO_POINTING` library**

Function Name	Enumeration value	Long
Main CFI Functions		
<code>xp_sat_nominal_att_init</code>	<code>XP_SAT_NOMINAL_ATT_INIT_ID</code>	0
<code>xp_sat_nominal_att_init_model</code>	<code>XP_SAT_NOMINAL_ATT_INIT_MODEL_ID</code>	1
<code>xp_sat_nominal_att_init_harmonic</code>	<code>XP_SAT_NOMINAL_ATT_INIT_HARMONIC_ID</code>	2
<code>xp_sat_nominal_att_init_file</code>	<code>XP_SAT_NOMINAL_ATT_INIT_FILE_ID</code>	3
<code>xp_sat_nominal_att_close</code>	<code>XP_SAT_NOMINAL_ATT_CLOSE_ID</code>	4
<code>xp_sat_att_angle_init</code>	<code>XP_SAT_ATT_ANGLE_INIT_ID</code>	5
<code>xp_sat_att_matrix_init</code>	<code>XP_SAT_ATT_MATRIX_INIT_ID</code>	6
<code>xp_sat_att_init_harmonic</code>	<code>XP_SAT_ATT_INIT_HARMONIC_ID</code>	7
<code>xp_sat_att_init_file</code>	<code>XP_SAT_ATT_INIT_FILE_ID</code>	8
<code>xp_sat_att_close</code>	<code>XP_SAT_ATT_CLOSE_ID</code>	9
<code>xp_instr_att_angle_init</code>	<code>XP_INSTR_ATT_ANGLE_INIT_ID</code>	10
<code>xp_instr_att_matrix_init</code>	<code>XP_INSTR_ATT_MATRIX_INIT_ID</code>	11
<code>xp_instr_att_init_harmonic</code>	<code>XP_INSTR_ATT_INIT_HARMONIC_ID</code>	12
<code>xp_instr_att_init_file</code>	<code>XP_INSTR_ATT_INIT_FILE_ID</code>	13
<code>xp_instr_att_close</code>	<code>XP_INSTR_ATT_CLOSE_ID</code>	14
<code>xp_set_az_el_definition</code>	<code>XP_SET_AZ_EL_DEFINITION_ID</code>	15
<code>xp_change_frame</code>	<code>XP_CHANGE_FRAME_ID</code>	16
<code>xp_attitude_init</code>	<code>XP_ATTITUDE_INIT_ID</code>	17
<code>xp_attitude_compute</code>	<code>XP_ATTITUDE_COMPUTE_ID</code>	18
<code>xp_attitude_user_set</code>	<code>XP_ATTITUDE_USER_SET_ID</code>	19
<code>xp_attitude_close</code>	<code>XP_ATTITUDE_CLOSE_ID</code>	20
<code>xp_atmos_init</code>	<code>XP_ATMOS_INIT_ID</code>	21
<code>xp_atmos_close</code>	<code>XP_ATMOS_CLOSE_ID</code>	22
<code>xp_dem_init</code>	<code>XP_DEM_INIT_ID</code>	23

xp_dem_compute	XP_DEM_COMPUTE	24
xp_dem_close	XP_DEM_CLOSE_ID	25
xp_target_inter	XP_TARGET_INTER_ID	26
xp_target_travel_time	XP_TARGET_TRAVEL_TIME_ID	27
xp_target_ground_range	XP_TARGET_GROUND_RANGE_ID	28
xp_target_incidence_angle	XP_TARGET_INCIDENCE_ANGLE_ID	29
xp_target_range	XP_TARGET_RANGE_ID	30
xp_target_range_rate	XP_TARGET_RANGE_RATE_ID	31
xp_target_tangent	XP_TARGET_TANGENT_ID	32
xp_target_altitude	XP_TARGET_ALTITUDE_ID	33
xp_target_star	XP_TARGET_STAR_ID	34
xp_target_station	XP_TARGET_STATION_ID	35
xp_target_drs	XP_TARGET_DRS_ID	36
xp_target_generic	XP_TARGET_GENERIC_ID	37
xp_target_reflected	XP_TARGET_REFLECTED_ID	38
xp_multi_target_inter	XP_MULTI_TARGET_INTER_ID	39
xp_multi_target_travel_time	XP_MULTI_TARGET_TRAVEL_TIME_ID	40
xp_target_extra_vector	XP_TARGET_EXTRA_VECTOR_ID	41
xp_target_extra_main	XP_TARGET_EXTRA_MAIN_ID	42
xp_target_extra_aux	XP_TARGET_EXTRA_AUX_ID	43
xp_target_extra_ef_target	XP_TARGET_EXTRA_EF_TARGET_ID	44
xp_target_extra_target_to_sun	XP_TARGET_EXTRA_TARGET_TO_SUN_ID	45
xp_target_extra_target_to_moon	XP_TARGET_EXTRA_TARGET_TO_MOON_ID	46
xp_target_extra_specular_reflection	XP_TARGET_EXTRA_SPECULAR_REFLECTION_ID	47
xp_target_tangent_sun	XP_TARGET_TANGENT_SUN_ID	48
xp_target_tangent_moon	XP_TARGET_TANGENT_MOON_ID	49
xp_target_close	XP_TARGET_CLOSE_ID	50
xp_run_init	XP_RUN_INIT_ID	51
<b>Error Handling Functions</b>		
xp_verbose	not applicable	
xp_silent		
xp_get_code		
xp_get_msg		
xp_print_msg		

#### Notes about the table:

- To transform the extended status flag returned by a CFI function to either a list of error codes or list of error messages, the enumeration value (or the corresponding long value) described in the table must be used
- The error handling functions have no enumerated values

Whenever available **it is strongly recommended to use enumeration values rather than integer values.**

## 6.1 Usage hints

The runtime performances of some of the CFI functions are improved to a large extent if they are called two consecutive times keeping constant some of their inputs.

Nevertheless, although the user may not need to call the CFI functions two consecutive times with the same inputs, there are internal functions that are actually called in those conditions, and thus improving the runtime performances of the former.

Thus, the runtime improvement is achieved with any sequence of calls to those CFI functions, not only with a sequence of calls to the same function.

In fact, the time, position, velocity, acceleration vectors, AOCS and mispointing angles do not need to keep exactly constant as long as the difference between two consecutive calls lays within the following thresholds:

- Time: 0.0864 microsec
- Position vector: 0.6e-3 m
- Velocity vector: 0.6e-6 m/s
- Acceleration vector: 0.6e-9 m/s<sup>2</sup>
- AOCS: 5e-9 deg
- Mispointing angles: 5e-9 deg
- Mispointing angles-rate: 5e-12 deg
- Mispointing angles-rate-rate: 5e-15 deg

Every CFI function has a different length of the Error Vector, used in the calling I/F examples of this SUM and defined at the beginning of the library header file. In order to provide the user with a single value that could be used as Error Vector length for every function, a generic value has been defined (XP\_ERR\_VECTOR\_MAX\_LENGTH) as the maximum of all the Error Vector lengths. This value can therefore be safely used for every call of functions of this library.

## 6.2 General Enumerations

The aim of the current section is to present the enumeration values that can be used rather than integer parameters for some of the input parameters of the EO\_POINTING routines, as shown in the table below. The enumerations presented in [GEN\_SUM], [F\_H\_SUM] and [LIB\_SUM] are also applicable.

**Table 3: Enumerations within EO\_POINTING library**

Input	Description	Enumeration value	Long
Time Initialization Mode	Initialization from file (data-driven)	XP_SEL_FILE	0
	Initialization within a time range	XP_SEL_TIME	1
	Initialization within a range of orbits	XP_SEL_ORBIT	2
	(not used in POINTING)	XP_SEL_DEFAULT	3
Atmosphere Initialization Mode	User's refraction ray tracing model	XP_USER_INIT	1
	User's predefined refraction LUTs	XP_LUT_INIT	2
	Complex atmospheric model	XP_COMPLEX_INIT	3
Earth Intersection Mode	No intersection with Earth geoid	XP_NO_INTER	0
	First intersection with Earth geoid	XP_INTER_1ST	1
	Second intersection with Earth geoid	XP_INTER_2ND	2
AOCS mode	Geocentric pointing	XP_AOCS_GPM	0
	Local normal pointing	XP_AOCS_LNP	1
	Yaw steering + local normal pointing	XP_AOCS_YSM	2
	Zero-Doppler YSM	XP_AOCS_ZDOPPLER	3
Satellite Nominal Attitude Model	Generic model	XP_MODEL_GENERIC	0
	Envisat model	XP_MODEL_ENVISAT	1
	Cryosat model	XP_MODEL_CRYOSAT	2
	ADM model	XP_MODEL_ADM	3
	SENTINEL 1 model	XP_MODEL_SENTINEL1	4
Axis enumeration	X axis	XP_X_AXIS	0
	-X axis	XP_NEG_X_AXIS	1
	Y axis	XP_Y_AXIS	2
	-Y axis	XP_NEG_Y_AXIS	3
	Z axis	XP_Z_AXIS	4
	-Z axis	XP_NEG_Z_AXIS	5
Axis target	Sun pointing	XP_SUN_VEC	0
	Moon pointing	XP_MOON_VEC	1
	Earth pointing	XP_EARTH_VEC	2
	Nadir pointing	XP_NADIR_VEC	3
	Inertial velocity pointing	XP_INERTIAL_VEL_VEC	4
	Earth Fixed velocity pointing	XP_EF_VEL_VEC	5
	Inertial target pointing	XP_INERTIAL_TARGET_VEC	6
	Spacecraft Earth Fixed velocity	XP_EF_TARGET_VEC	7
	Earth Fixed target pointing	XP_SC_EF_VEL_VEC	8



	Orbit Pole	XP_ORBIT_POLE	9
	Corrected Satellite Position (ToD)	XP_INERTIAL_POS_VEC_CORRECTED	10
	Rotated Inertial velocity vector (ToD)	XP_INERTIAL_VEL_VEC_ROTATED	11
Mode Flag	Flag for location calculus	XP_MODE_FLAG_LOCATION	0
	Flag for direction calculus	XP_MODE_FLAG_DIRECTION	1
Frame Flag	Selection of coordinate frame	XP_FRAME_FLAG_EXT	0
	Selection of attitude frame	XP_FRAME_FLAG_SAT	1
Angle Type	True Latitude (TOD)	XP_ANGLE_TYPE_TRUE_LAT_TOD	1
	Mean Latitude (TOD)	XP_ANGLE_TYPE_MEAN_LAT_TOD	2
Attitude Frame ID	Satellite Orbital Reference Frame	XP_SAT_ORBITAL_REF	0
	Satellite Nominal Attitude Frame	XP_SAT_NOMINAL_ATT	1
	Satellite Attitude Frame	XP_SAT_ATT	2
	Instrument(s) Attitude Frame(s)	XP_INSTR_ATT	3
Target Type	User Target	XP_USER_TARGET_TYPE	0
	Line of Sight Target	XP_LOS_TARGET_TYPE	1
	DEM Target	XP_DEM_TARGET_TYPE	2
Source Type	Star	XP_SOURCE_STAR	0
	Sun	XP_SOURCE_SUN	1
	Moon	XP_SOURCE_MOON	2
	Generic source	XP_SOURCE_GENERIC	3
Ray tracing model		XP_NO_REF	0
		XP_STD_REF	1
		XP_USER_REF	2
		XP_PRED_REF	3
		XP_STD_REF_N	10
		XP_USER_REF_N	20
		XP_PRED_REF_N	30
		XP_US76_REF	300
		XP_TROPIC_REF	301
		XP_MID_SUM_REF	302
		XP_MID_WIN_REF	303
		XP_SUBAR_SUM_REF	304
		XP_SUBAR_WIN_REF	305
		XP_LUT_REF	400
		XP_US76_REF_N	3000
	XP_TROPIC_REF_N	3001	

		XP_MID_SUM_REF_N	3002
		XP_MID_WIN_REF_N	3003
		XP_SUBAR_SUM_REF_N	3004
		XP_SUBAR_WIN_REF_N	3005
		XP_LUT_REF_N	4000
DEM mode	ACE Model	XP_DEM_ACE_MODEL	0
Attitude file type	Attitude generic file containing a list for angles or quaternions	XP_ATTITUDE_GENERIC_FILE_MODEL	0
	CryoSat Star Tracker File	XP_ATTITUDE_STAR_TRACKER_FILE_MODEL	1
	Frame based on satellite initialized with quaternions and a rotation to the satellite frame (rotation matrix or angles), not from a file.	XP_ATTITUDE_QUATERNION_NO_FILE_MODEL	2
Target extra main results choice	Geocentric longitude and latitude. Geodetic altitude and latitude.	XP_TARG_EXTRA_MAIN_GEO	1
	Geocentric longitude and latitude rates. Geodetic altitude and latitude rates.	XP_TARG_EXTRA_MAIN_GEO_D	2
	Geocentric longitude and latitude rate rates. Geodetic altitude and latitude rate rates.	XP_TARG_EXTRA_MAIN_GEO_2D	4
	Target to satellite azimuth and elevation (Topocentric CS)	XP_TARG_EXTRA_MAIN_TARG2SAT_TOP	8
	Target to satellite azimuth and elevation rates (Topocentric CS)	XP_TARG_EXTRA_MAIN_TARG2SAT_TOP_D	16
	Target to satellite azimuth and elevation rate rates (Topocentric CS)	XP_TARG_EXTRA_MAIN_TARG2SAT_TOP_2D	32
	Satellite to target azimuth and elevation (Topocentric CS)	XP_TARG_EXTRA_MAIN_SAT2TARGET_TOP	64
	Satellite to target azimuth and elevation rates (Topocentric CS)	XP_TARG_EXTRA_MAIN_SAT2TARGET_TOP_D	128
	Satellite to target azimuth and elevation rate rates (Topocentric CS)	XP_TARG_EXTRA_MAIN_SAT2TARGET_TOP_2D	256
	Satellite to target azimuth and elevation (Attitude Frame)	XP_TARG_EXTRA_MAIN_SAT2TARGET_ATTITUDE	512
	Satellite to target azimuth and elevation rates (Attitude Frame)	XP_TARG_EXTRA_MAIN_SAT2TARGET_ATTITUDE_D	1024
	Satellite to target azimuth and elevation rate rates (Attitude Frame)	XP_TARG_EXTRA_MAIN_SAT2TARGET_ATTITUDE_2D	2048
	All parameters	XP_TARG_EXTRA_MAIN_ALL	4095
Target extra aux results choice	Minimum distance from the nadir of the target to the ground track.	XP_TARG_EXTRA_AUX_DIST_NAD_TARG_GT	1

	Radius of curvature in the look direction at the nadir of the target.	XP_TARG_EXTRA_AUX_RAD_CUR	2
	Minimum distance rate from the nadir of the target to the ground track.	XP_TARG_EXTRA_AUX_DIST_NAD_TARG_GT_D	4
	Minimum distance rate rate from the nadir of the target to the ground track.	XP_TARG_EXTRA_AUX_DIST_NAD_TARG_GT_2D	8
	Radius of curvature rate in the look direction at the nadir of the target.	XP_TARG_EXTRA_AUX_RAD_CUR_D	16
	Radius of curvature rate rate in the look direction at the nadir of the target.	XP_TARG_EXTRA_AUX_RAD_CUR_2D	32
	Target Nadir Velocity relative to the Earth. (Topocentric CS)	XP_TARG_EXTRA_AUX_TARGET_NADIR_VEL	64
	Mean Local Solar Time at target.	XP_TARG_EXTRA_AUX_MLST	128
	True Local Solar Time at target.	XP_TARG_EXTRA_AUX_TLST	256
	Distance from the nadir of the target to the satellite nadir (Earth fixed CS)	XP_TARG_EXTRA_AUX_DIST_NAD_TARG_SAT_NAD	512
	Distance rate from the nadir of the target to the satellite nadir (Earth fixed CS)	XP_TARG_EXTRA_AUX_DIST_NAD_TARG_SAT_NAD_D	1024
	Distance rate rate from the nadir of the target to the satellite nadir (Earth fixed CS)	XP_TARG_EXTRA_AUX_DIST_NAD_TARG_SAT_NAD_2D	2048
	R.A. and declination at which the look direction from the satellite to the target point after crossing the atmosphere.	XP_TARG_EXTRA_AUX_LOOK_DIR	4096
	Distance from the SSP to the point on the ground track nearest to the nadir of the target. (Earth fixed CS)	XP_TARG_EXTRA_AUX_DIST_SSP_MIN_DIST_GT	8192
	Distance rate from the SSP to the point on the ground track nearest to the nadir of the target. (Earth fixed CS)	XP_TARG_EXTRA_AUX_DIST_SSP_MIN_DIST_GT_D	16384
	Distance rate rate from the SSP to the point on the ground track nearest to the nadir of the target. (Earth fixed CS)	XP_TARG_EXTRA_AUX_DIST_SSP_MIN_DIST_GT_2D	32768
	All parameters	XP_TARG_EXTRA_AUX_ALL	65535
Satellite Nominal Attitude Mode	Satellite Nominal Attitude initialised with AOCS mode	XP_SAT_NOMINAL_ATT_INIT_MODE	0
	Satellite Nominal Attitude initialised with Model	XP_SAT_NOMINAL_ATT_INIT_MODEL_MODE	1
	Satellite Nominal Attitude initialised with Harmonics	XP_SAT_NOMINAL_ATT_INIT_HARMONIC_MODE	2
	Satellite Nominal Attitude initialised with a File	XP_SAT_NOMINAL_ATT_INIT_FILE_MODE	3

Satellite Attitude Mode	Satellite Attitude initialised with angles	XP_SAT_ATT_ANGLE_INIT_MODE	0
	Satellite Attitude initialised with matrices	XP_SAT_ATT_MATRIX_INIT_MODE	1
	Satellite Attitude initialised with Harmonics	XP_SAT_ATT_INIT_HARMONIC_MODE	2
	Satellite Attitude initialised with a File	XP_SAT_ATT_INIT_FILE_MODE	3
Instrument Attitude Mode	Instrument Attitude initialised with angles	XP_INSTR_ATT_ANGLE_INIT_MODE	0
	Instrument Attitude initialised with matrices	XP_INSTR_ATT_MATRIX_INIT_MODE	1
	Instrument Attitude initialised with Harmonics	XP_INSTR_ATT_INIT_HARMONIC_MODE	2
	Instrument Attitude initialised with a File	XP_INSTR_ATT_INIT_FILE_MODE	3
Attitude Mode	Attitude not calculated	XP_ATTITUDE_INIT_NO_DATA_MODE	0
	Attitude calculated	XP_ATTITUDE_COMPUTE_MODE	1
	Attitude defined by the user	XP_ATTITUDE_USER_SET_MODE	2
Target Mode	Target calculated with Inter (1st) function	XP_TARGET_INTER_1ST_MODE	0
	Target calculated with Inter (2nd) function	XP_TARGET_INTER_2ND_MODE	1
	Target calculated with Travel Time (1st) function	XP_TARGET_TRAVEL_TIME_1ST_MODE	2
	Target calculated with Travel Time (2nd) function	XP_TARGET_TRAVEL_TIME_2ND_MODE	3
	Target calculated with Ground Range function	XP_TARGET_GROUND_RANGE_MODE	4
	Target calculated with Incidence Angle function	XP_TARGET_INCIDENCE_ANGLE_MODE	5
	Target calculated with Range function	XP_TARGET_RANGE_MODE	6
	Target calculated with Range Rate function	XP_TARGET_RANGE_RATE_MODE	7
	Target calculated with Tangent function	XP_TARGET_TANGENT_MODE	8
	Target calculated with Altitude function	XP_TARGET_ALTITUDE_MODE	9
	Target calculated with Star function	XP_TARGET_STAR_MODE	10
	Target calculated with Tangent to Sun function	XP_TARGET_TANGENT_SUN_MODE	11
	Target calculated with Tangent to Moon function	XP_TARGET_TANGENT_MOON_MODE	12
Target calculated with Station function	XP_TARGET_STATION_MODE	13	

Target calculated with DRS function	XP_TARGET_DRS_MODE	14
Target calculated with Generic function	XP_TARGET_GENERIC_MODE	15
Target calculated with Multi Inter (1st) function	XP_MULTI_TARGET_INTER_1ST_MODE	16
Target calculated with Multi Inter (2nd) function	XP_MULTI_TARGET_INTER_2ND_MODE	17
Target calculated with Multi Travel Time (1st) function	XP_MULTI_TARGET_TRAVEL_TIME_1ST_MODE	18
Target calculated with Multi Travel Time (2nd) function	XP_MULTI_TARGET_TRAVEL_TIME_2ND_MODE	19

## 6.3 Data Structures

The aim of the current section is to present the data structures that are used in the EO\_POINTING library. The structures are currently used for the CFI Identifiers accessor functions. The following table show the structures with their names and the data that contain:

**Table 4: EO\_POINTING structures**

Structure name	Data		
	Variable Name	C type	Description
xp_param_model_str	model_param	double [XP_NUM_MODEL_PARAM]	Model Parameters
	model_enum	long	Model type
xp_harmonic_data	num_terms	long [3]	Number of harmonics coefficient(pitch, roll and yaw)
	harmonic_type_pitch	long [XP_MAX_NUM_HARMONIC]	Harmonic type
	harmonic_type_roll	long [XP_MAX_NUM_HARMONIC]	Harmonic type
	harmonic_type_yaw	long [XP_MAX_NUM_HARMONIC]	Harmonic type
	harmonic_coef_pitch	double [XP_MAX_NUM_HARMONIC]	Harmonic coefficient
	harmonic_coef_roll	double [XP_MAX_NUM_HARMONIC]	Harmonic coefficient
	harmonic_coef_yaw	double [XP_MAX_NUM_HARMONIC]	Harmonic coefficient
xp_harmonic_model_str	angle_type	long	Angle type
	harmonic	xp_harmonic_data	Harmonic data
xp_att_data_rec	time_ref	long	Time reference
	time	double	Time for the quaternions/angles
	quaternion	double [4]	Quaternions
	angles	double [3]	Angles
	file_model	long	File model

xp_sat_nom_att_file_model_str	val_time0	double	Validity start time
	val_time1	double	Validity stop time
	data_type	long	0 = quaternions 1 = angles
	inertial_frame	long	initial reference frame: Inertial reference frame
	lines	long	number of records in the attitude lists
	max_gap	double	Maximum gap between consecutive data
	att_data	xp_att_data_rec*	array with the angle/quaternion records
xp_angle_model_str	pitch	double	Pitch
	roll	double	Roll
	yaw	double	Yaw
xp_matrix_model_str	att_matrix	double [3][3]	Attitude matrix
xp_star_tracker	quaternion[4]	float	Quaternions
	time	double	Quaternion time in TAI
	status	unsigned char	Quaternions status
xp_star_tracker_aux	star_tr_id	long	Star tracker Id (1,2 or 3)
	aberr_correction	long	Aberration correction flag: -1 = Aberration correction with transposed matrix 0 = No aberration 1 = Aberration correction
	str_att_rot	double [3][3]	Satellite attitude frame to star tracker rotation matrix
xp_sat_att_file_model_str	file_model	long	file model
	val_time0	double	Validity start time
	val_time1	double	Validity stop time
	data_type	long	0 = quaternions 1 = angles
	inertial_frame	long	initial reference frame
	lines	long	number of records in the attitude lists
	max_gap	double	Maximum time gap between angles or quaternions
	att_data	xp_att_data_rec*	Array with the angle/quaternion records
	aux_data	xp_star_tracker_aux	Data from the auxiliary file

	tm_data	xp_star_tracker*	Cryosat Star Tracker attitude data
	rot_to_sat	double**	Matrix with the rotation from the frame based on the satellite to the satellite frame.
xp_instr_att_file_model_str	file_model	long	File model
	val_time0	double	Validity start time
	val_time1	double	Validity stop time
	data_type	long	0 = quaternions 1 = angles
	inertial_frame	long	initial reference frame
	lines	long	number of records in the attitude lists
	max_gap	double	Maximum gap between quaternions/angles
	att_data	xp_att_data_rec*	array with the angle/quaternion records
xp_quat_plus_angle_model_str	inertial_frame	long	Inertial reference frame
	num_quat	long	Number of quaternions
	quat	xd_att_rec*	List of quaternions
	angles	double[3]	Rotation angles
xp_quat_plus_matrix_model_str	inertial_frame	long	Inertial reference frame
	num_quat	long	Number of quaternions
	quat	xd_att_rec*	List of quaternions
	rot_matrix	double[3][3]	Rotation matrix
xp_attitude_id_data	model	long	Attitude model
	time_ref	long	Time reference
	time	double	Time
	sat_vector	xl_cord	Satellite vector (EF)
	source_frame	long	Source reference frame (according to the extended reference frames enumeration in [LIB_SUM])
	target_frame	long	Target reference frame according to the Attitude Frame ID enumeration, defined in the current document (see Table 3 )
	sat_mat	xl_cs_tra	Attitude matrix. Provides transformation from source to target frame
	offset	double [3]	Instrument offset from initial reference frame
xp_atmos_id_data	atm_max_alt_std	double	Standard atmosphere geometric



			altitude
	atm_max_alt_user	double	User atmosphere geometric altitude
xp_dem_ace	dir	char [100]	Directory for the the DEM files
	version	long	Getasse version
	res_X	double	Interval between points along X-axis
	res_Y	double	Interval between points along Y-axis
	res_unit	double	Conversion factor from x,y units to the res_X, res_Y units.  for example if res_X is given in seconds and X in degrees => res_unit=3600
	X_num_points	long	Number of points along X-axis (columns)
	Y_num_points	long	Number of points along Y-axis (lines)
	x_range	double	Longitude of the x-axis for one file (grid)
	y_range	double	longitude of the y-axis for one file (grid)
	data_size	long	Size in bytes of the data stored in the files
	data_type	long	data type (int, long, float, double)
	north_alt	double[4]	Altitude at the North pole cell
	south_alt	double[4]	Altitude at the South pole cell
xp_dem_id_data	model	long	DEM model
	dem_data	xp_dem_ace *	DEM configuration data
xp_generic_data	time_ref	long	Time reference
	time	double	Time
	sat_vector	xl_cord	Satellite state vector (see [LIB_SUM])
	iray	long	Refraction model
	freq	double	Frequency
	deriv	long	Derivative flag according to derivatives enumeration in [LIB_SUM]
xp_target_data	tar_vector	xl_cord	target vector
	z_tan	xl_par_der	Tangent altitude
	range	xl_par_der	target range
	time	xl_par_der	time
	tar_sat_vector	xl_cord	target to satellite vector
	sat_tar_vector	xl_cord	satellite to target vector
xp_target_str	num_target	long	Number of targets

	target	xp_target_data *	target data
xp_target_id_data	generic_data	xp_generic_data	Target generic data
	earth_crossed	long	Flag to indicate if the Earth is crossed
	atm_crossed	long	Flag to indicate if the atmosphere is crossed
	user	xp_target_str	User target
	los	xp_target_str	LOS target
	earth	xp_target_str	Earth target
	exit_atm_vector	xl_cord	Pointing vector at exit from atmosphere

## 7 CFI FUNCTIONS DESCRIPTION

The following sections describe each CFI function.

The calling interfaces are described for C users.

Input and output parameters of each CFI function are described in tables, where C programming language syntax is used to specify:

- Parameter types (e.g. long, double)
- Array sizes of N elements (e.g. param[N])
- Array element M (e.g. [M])

## 7.1 xp\_sat\_nominal\_att\_init

### 7.1.1 Overview

The `xp_sat_nominal_att_init` CFI function initialises the AOCS mode for a given satellite. The initialised mode will be stored in the `sat_nom_trans_id` output structure.

### 7.1.2 Calling Interface

The calling interface of the `xp_sat_nominal_att_init` CFI function is the following (input parameters are underlined):

```
#include <explorer_pointing.h>
{
    long aocs_mode;
    xp_sat_nom_trans_id sat_nom_trans_id = {NULL};
    long ierr[XP_NUM_ERR_NOM_ATT_INIT_DEF], status;

    status = xp_sat_nominal_att_init(&aocs_mode,
                                    &sat_nom_trans_id, ierr);
}
```

The `XP_NUM_ERR_SAT_NOM_ATT_INIT` constant is defined in the file `explorer_pointing.h`.

### 7.1.3 Input Parameters

The `xp_sat_nominal_att_init` CFI function has the following input parameters:

*Table 5: Input parameters of `xp_sat_nominal_att_init` function*

C name	C type	Array Element	Description (Reference)	Unit (Format)	Allowed Range
<code>aocs_mode</code>	<code>long *</code>	-	AOCS Mode ID	-	Complete

It is possible to use enumeration values rather than integer values for some of the input arguments:

AOCS Mode ID: `aocs_mode`. See current document, Table 3.

### 7.1.4 Output Parameters

The output parameters of the `xp_sat_nominal_att_init` CFI function are:

*Table 6: Output parameters of `xp_sat_nominal_att_init`*

C name	C type	Array Element	Description (Reference)	Unit (Format)	Allowed Range
<code>sat_nom_trans_id</code>	<code>xp_sat_nom_trans_id*</code>	-	Structure that contains the Satellite nominal Transformation	-	-
<code>ierr</code>	<code>long</code>	-	Error vector	-	-

### 7.1.5 Warnings and Errors

Next table lists the possible error messages that can be returned by the `xp_sat_nominal_att_init` CFI function after translating the returned error vector into the equivalent list of error messages by calling the function of the EO\_POINTING software library `xp_get_msg` (see [GEN\_SUM]).

This table also indicates the type of message returned, i.e. either a warning (WARN) or an error (ERR), the cause of such a message and the impact on the performed calculation.

The table is completed by the error code and value. These error codes can be obtained by translating the error vector returned by the `xp_sat_nominal_att_init` function by calling the function of the EO\_POINTING software library `xp_get_code` (see [GEN\_SUM]).

*Table 7: Error messages of `xp_sat_nominal_att_init` function*

Error type	Error message	Cause and impact	Error code	Error No
ERR	Memory allocation error	No calculation performed	XP_CFI_SAT_NOMINAL_ATT_INIT_MEMORY_ERR	0

### **7.1.6 Runtime Performances**

The following runtime performances have been measured.

*Table 8: Runtime performances of xp\_sat\_nominal\_att\_init*

<b>Solaris 32-bit. [ms]</b>	<b>Solaris 64 bit. [ms]</b>	<b>Linux 32-bit. [ms]</b>	<b>Linux 64-bit. [ms]</b>
0.1	0.1	0.0	0.0

## 7.2 xp\_sat\_nominal\_att\_init\_model

### 7.2.1 Overview

The `xp_sat_nominal_att_init_model` CFI function initialises the satellite nominal attitude model for a given satellite. The initialised model will be stored in the `sat_nom_trans_id` output structure.

### 7.2.2 Calling Interface

The calling interface of the `xp_sat_nominal_att_init_model` CFI function is the following (input parameters are underlined):

```
#include <explorer_pointing.h>
{
    long model_enum;
    double model_param[XP_NUM_MODEL_PARAM];
    xp_sat_nom_trans_id sat_nom_trans_id = {NULL};
    long ierr[XP_NUM_ERR_SAT_NOM_ATT_INIT_MODEL], status;

    status = xp_sat_nominal_att_init_model(&model_enum,
                                           model_param,
                                           &sat_nom_trans_id, ierr);
}
```

The `XP_NUM_ERR_SAT_NOM_ATT_INIT_MODEL` and `XP_NUM_MODEL_PARAM` constants are defined in the file `explorer_pointing.h`.

### 7.2.3 Input Parameters

The `xp_sat_nominal_att_init_model` CFI function has the following input parameters:

**Table 9: Input parameters of `xp_sat_nominal_att_init_model` function**

C name	C type	Array Element	Description (Reference)	Unit (Format)	Allowed Range
<code>model_enum</code>	long *	-	Sat Nom Attitude Model ID	-	Complete
<code>model_param</code>	double	-	Model dependant parameters	-	Complete

It is possible to use enumeration values rather than integer values for some of the input arguments:

- Satellite Nominal Attitude Model ID: `model_enum`. See current document, Table 3.
- Model dependant parameters: `model_param`. See current document, Table 10.

**Table 10: Model parameters depending on the attitude model**

Attitude Model	Array Element	Description (Reference)	Unit (Format)
XP_MODEL_GENERIC	[0]	First Axis enumeration value	-
	[1]	First Target enumeration value	-
	[2]	First Vector[0]	- or deg
	[3]	First Vector[1]	- or deg
	[4]	First Vector[2]	- or deg
	[5]	Second Axis enumeration value	-
	[6]	Second Target enumeration value	-
	[7]	Second Vector[0]	- or deg
	[8]	Second Vector[1]	- or deg
XP_MODEL_ENVISAT	[9]	Second Vector[2]	- or deg
	[0]	AOCS Cx parameter [pitch]	deg
	[1]	AOCS Cy parameter [roll]	deg
XP_MODEL_CRYOSAT	[2]	AOCS Cz parameter [yaw]	deg
	[0]	Local Normal Z Coefficient	-
XP_MODEL_ADM	[0]	Scan Angle	deg
	[1]	Scan Limit	deg
	[2]	Velocity Offset	m/s
XP_MODEL_SENTINEL1	[0]	Local Normal Coefficient	-
	[1]	Earth's angular velocity vector	rad/s



[2]	Antenna bore sight off nadir angle at reference altitude ( $\Theta_{ref}$ )	deg
[3]	Reference altitude ( $H_{ref}$ )	km
[4]	Roll steering sensitivity versus altitude ( $\alpha_{roll}$ )	deg/km
[5]	$h_0$	m
[6]	$h_1$	m
[7]	$h_2$	m
[8]	$h_3$	m
[9]	$h_4$	m
[10]	$\varphi_1$	rad
[11]	$\varphi_2$	rad
[12]	$\varphi_3$	rad
[13]	$\varphi_4$	rad

### 7.2.3.1 Generic Model description

The generic model builds the reference frames from the specified direction vectors.

The model parameters are:

- `first_axis`: It can be any of  $\{+/-XP\_X\_AXIS, +/-XP\_Y\_AXIS, +/-XP\_Z\_AXIS\}$
- `first_target`: It can be any of  $\{XP\_SUN\_VEC, XP\_MOON\_VEC, XP\_EARTH\_VEC, XP\_NADIR\_VEC, XP\_INERTIAL\_VEL\_VEC, XP\_EF\_VEL\_VEC, XP\_INERTIAL\_TARGET\_VEC, XP\_EF\_TARGET\_VEC, XP\_SC\_EF\_VEL\_VEC, XP\_ORBIT\_POLE, XP\_INERTIAL\_POS\_VEC\_CORRECTED, XP\_INERTIAL\_VEL\_VEC\_ROTATED\}$
- `first_vector[3]`: contains either:
  - dummies
  - [long, lat, alt] if first target = `XP_EF_TARGET_VEC`
  - [ra, decl, parallax] if first target = `XP_INERTIAL_TARGET_VEC`
  - correction coefficients if first target = `XP_INERTIAL_POS_VEC_CORRECTED`
  - rotation vector if first target = `XP_INERTIAL_VEL_VEC_ROTATED`
- `second_axis`: It can be any of  $\{+/-XP\_X\_AXIS, +/-XP\_Y\_AXIS, +/-XP\_Z\_AXIS\}$
- `second_target`: It can be any of  $\{XP\_SUN\_VEC, XP\_MOON\_VEC, XP\_EARTH\_VEC, XP\_NADIR\_VEC, XP\_INERTIAL\_VEL\_VEC, XP\_EF\_VEL\_VEC, XP\_INERTIAL\_TARGET\_VEC, XP\_EF\_TARGET\_VEC, XP\_SC\_EF\_VEL\_VEC, XP\_ORBIT\_POLE, XP\_INERTIAL\_POS\_VEC\_CORRECTED, XP\_INERTIAL\_VEL\_VEC\_ROTATED\}$
- `second_vector[3]`: contains either:

- dummies
- [long, lat, alt] if second target= XP\_EF\_TARGET\_VEC
- [ra, decl, parallax] if fsecond target=XP\_INERTIAL\_TARGET\_VEC
- correction coefficients if second target=XP\_INERTIAL\_POS\_VEC\_CORRECTED
- rotation vector if second target = XP\_INERTIAL\_VEL\_VEC\_ROTATED

It is necessary to define a convention for each target type (e.g, always from Satellite to XXX):

- XP\_SUN\_VEC: Unit direction vector from Satellite to Sun
- XP\_MOON\_VEC: Unit direction vector from Satellite to Moon
- XP\_EARTH\_VEC: Unit direction vector from Satellite to Earth centre (opposite to Satellite Position Vector)
- XP\_NADIR\_VEC: Unit direction vector from Satellite to Nadir point
- XP\_INERTIAL\_VEL\_VEC: Inertial Velocity vector (in TOD)
- XP\_EF\_VEL\_VEC: Earth Fixed Velocity vector
- XP\_INERTIAL\_TARGET\_VEC: Unit direction vector from Satellite to a target defined by a given [ra, decl, parallax]. The annual parallax is used in case we are pointing to a close object (for instance, the Moon), in order to get the distance. For stars, parallax=0 shall be used, meaning infinite distance. Units: degrees
- XP\_EF\_TARGET\_VEC: Unit direction vector from Satellite to a target defined by a given [long, lat, alt]
- XP\_SC\_EF\_VEL\_VEC: Satellite Earth Fixed Velocity vector
- XP\_ORBIT\_POLE: Unit direction vector normal to the orbital plane (computed as the cross product of the Satellite Position vector and its Velocity vector)
- XP\_INERTIAL\_POS\_VEC\_CORRECTED: Unit Satellite position vector in ToD corrected by coefficients (e.g to approximate the local normal direction)
- XP\_INERTIAL\_VEL\_VEC\_ROTATED: Inertial Velocity vector in ToD rotated (e.g correcting for the Earth rotation)

With these parameters, the calculation is done as follows:

- Compute the unit direction vector specified by first\_target
  - Assign the calculated first target vector to the first axis vector
- Compute the unit direction vector specified by second\_target
  - Cross-product of the first axis vector and the second target vector
  - Assign the resulting vector to the second axis vector
  - Complete the right-handed frame

The following are some examples:

***Sun-Fixed Reference Frame***

- $\text{model\_param} = \{\text{XP\_X\_AXIS}, \text{XP\_SUN\_VEC}, 0.0, 0.0, 0.0, \text{XP\_Z\_AXIS}, \text{XP\_EARTH\_VEC}, 0.0, 0.0, 0.0\}$

Then:

- X-axis = Unit vector from Satellite to Sun (Sun Vector)
- Z-axis = Unit cross product: X-axis x (Unit vector from Satellite to Earth (Earth Vector))
- Y-axis = Z-axis x X-axis (completing the right-handed frame)

#### ***Yaw Steering Mode***

- $\text{model\_param} = \{-\text{XP\_Z\_AXIS}, \text{XP\_NADIR\_VEC}, 0.0, 0.0, 0.0, \text{XP\_X\_AXIS}, \text{XP\_EF\_VEL\_VEC}, 0.0, 0.0, 0.0\}$

Then:

- Z-axis = -(Unit vector from Satellite to Nadir (Nadir Vector))
- X-axis = Unit cross product: Z-axis x (Earth-Fixed Velocity Vector)
- Y-axis = Z-axis x X-axis (completing the right-handed frame)

### **7.2.3.2 Sentinel-1 Model parameters description**

The parameters for the Sentinel-1 attitude model corresponds to the roll steering law:

$$\theta_{\text{offNadir}} = \theta_{\text{ref}} - \alpha_{\text{roll}} (H - H_{\text{ref}})$$

where the actual altitude of the satellite is approximated by the harmonic function:

$$H(t) = h_0 + \sum_{n=1}^N h_n \cdot \sin(n \cdot \omega_{\text{orb}} \cdot (t - t_{\text{ANX}}) + \phi_n)$$

The first fourth terms of the series are considered.

Consult [MSC] for more information.

### **7.2.4 Output Parameters**

The output parameters of the `xp_nominal_att_init_model` CFI function are:

**Table 11: Output parameters of `xp_sat_nominal_att_init_model`**

C name	C type	Array Element	Description (Reference)	Unit (Format)	Allowed Range
sat_nom_trans_id	xp_sat_nom_trans_id*	-	Structure that contains the Satellite nominal Transformation	-	-
ierr	long	-	Error vector	-	-

## 7.2.5 Warnings and Errors

Next table lists the possible error messages that can be returned by the `xp_sat_nominal_att_init_model` CFI function after translating the returned error vector into the equivalent list of error messages by calling the function of the EO\_POINTING software library `xp_get_msg` (see [GEN\_SUM]).

This table also indicates the type of message returned, i.e. either a warning (WARN) or an error (ERR), the cause of such a message and the impact on the performed calculation.

The table is completed by the error code and value. These error codes can be obtained by translating the error vector returned by the `xp_sat_nominal_att_init_model` function by calling the function of the EO\_POINTING software library `xp_get_code` (see [GEN\_SUM]).

*Table 12: Error messages of xp\_sat\_nominal\_att\_init\_model function*

Error type	Error message	Cause and impact	Error code	Error No
ERR	Memory allocation error	No calculation performed	XP_CFI_SAT_NOMINAL_ATT_INIT_MODEL_MEMORY_ERR	0

## 7.2.6 Runtime Performances

The following runtime performances have been measured.

*Table 13: Runtime performances of xp\_sat\_nominal\_att\_init\_model*

Solaris 32-bit. [ms]	Solaris 64 bit. [ms]	Linux 32-bit. [ms]	Linux 64-bit. [ms]
0.0124	0.00244	0.00292	0.00034

## 7.3 xp\_sat\_nominal\_att\_init\_harmonic

### 7.3.1 Overview

The `xp_sat_nominal_init_harmonic` CFI function initialises the satellite orbital to satellite nominal attitude mispointing angles for a given satellite with a user-provided set of values. The initialised values will be stored in the `sat_nom_trans_id` output structure.

The `xp_attitude` and `xp_change_frame` functions will then compute the values as follows:

$$\begin{aligned}
 \text{attitudeangle} = & \text{bias} + 1\text{stsincoef} \cdot \sin\left(\frac{\text{angle} \cdot 2\pi}{360}\right) + 1\text{stcoscoef} \cdot \cos\left(\frac{\text{angle} \cdot 2\pi}{360}\right) \\
 & + 2\text{ndsincoef} \cdot \sin\left(\frac{2 \cdot \text{angle} \cdot 2\pi}{360}\right) + 2\text{ndcoscoef} \cdot \cos\left(\frac{2 \cdot \text{angle} \cdot 2\pi}{360}\right) \\
 & + 3\text{rdsincoef} \cdot \sin\left(\frac{3 \cdot \text{angle} \cdot 2\pi}{360}\right) + 3\text{rdcoscoef} \cdot \cos\left(\frac{3 \cdot \text{angle} \cdot 2\pi}{360}\right) \\
 & + \dots
 \end{aligned}$$

### 7.3.2 Calling Interface

The calling interface of the `xp_sat_nominal_att_init_harmonic` CFI function is the following (input parameters are underlined):

```

#include <explorer_pointing.h>
{
    long angle_type, num_terms[3];
    long harmonic_type_pitch[XP_MAX_NUM_HARMONIC],
        harmonic_type_roll[XP_MAX_NUM_HARMONIC],
        harmonic_type_yaw[XP_MAX_NUM_HARMONIC];
    double harmonic_coef_pitch[XP_MAX_NUM_HARMONIC],
        harmonic_coef_roll[XP_MAX_NUM_HARMONIC],
        harmonic_coef_yaw[XP_MAX_NUM_HARMONIC];
    xp_sat_nom_trans_id sat_nom_trans_id = {NULL};
    long ierr[XP_NUM_ERR_SAT_NOM_ATT_INIT_HARMONIC], status;

    status = xp_sat_nominal_att_init_harmonic(&angle_type,
                                             num_terms,
                                             harmonic_type_pitch,
                                             harmonic_type_roll,
                                             harmonic_type_yaw,
                                             harmonic_coef_pitch,
                                             harmonic_coef_roll,

```

```
        harmonic_coef_yaw,  
        &sat_nom_trans_id,  
        ierr);  
  
    }
```

The `XP_NUM_ERR_SAT_NOM_ATT_INIT_HARMONIC` and `XP_MAX_NUM_HARMONIC` constants are defined in the file *explorer\_pointing.h*.

### 7.3.3 Input Parameters

The `xp_sat_nominal_att_init_harmonic` CFI function has the following input parameters:

*Table 14: Input parameters of `xp_sat_nominal_att_init_harmonic` function*

C name	C type	Array Element	Description (Reference)	Unit (Format)	Allowed Range
<code>angle_type</code>	<code>long *</code>	-	Type of angle	-	XP_ANGLE_TYPE_TRUE_LAT_TOD XP_ANGLE_TYPE_MEAN_LAT_TOD
<code>num_terms[3]</code>	<code>long</code>	[0]	Number of elements used in vectors <code>harmonic_type_pitch</code> and <code>harmonic_coef_pitch</code>	-	$\geq 0$
		[1]	Number of elements used in vectors <code>harmonic_type_roll</code> and <code>harmonic_coef_roll</code>	-	$\geq 0$
		[2]	Number of elements used in vectors <code>harmonic_type_yaw</code> and <code>harmonic_coef_yaw</code>	-	$\geq 0$
<code>harmonic_type_pitch</code>	<code>long[XP_MAX_NUM_HARMONIC]</code>	all	Type of coefficients: =0 for the bias parameter <0 for the sinus coefficients (-n means that corresponds to the sinus coefficient of order n) >0 for the cosinus coefficients (+n means that corresponds to the cosinus coefficient of order n)	-	
<code>harmonic_type_roll</code>	<code>long[XP_MAX_NUM_HARMONIC]</code>	all	Type of coefficients: =0 for the bias parameter <0 for the sinus coefficients (-n means that corresponds to the sinus coefficient of order n) >0 for the cosinus coefficients (+n means that corresponds to the cosinus coefficient of order n)	-	-
<code>harmonic_type_yaw</code>	<code>long[XP_MAX_NUM_HARMONIC]</code>	all	Type of coefficients: =0 for the bias parameter	-	-

	RMONIC]		<0 for the sinus coefficients (-n means that corresponds to the sinus coefficient of order n)  >0 for the cosinus coefficients (+n means that corresponds to the cosinus coefficient of order n)		
harmonic_coef_pitch	double[XP_MAX_NUM_HARMONIC]	all	Bias, sinus and cosinus coefficients for the pitch angle	deg	-
harmonic_coef_roll	double[XP_MAX_NUM_HARMONIC]	all	Bias, sinus and cosinus coefficients for the roll angle	deg	-
harmonic_coef_yaw	double[XP_MAX_NUM_HARMONIC]	all	Bias, sinus and cosinus coefficients for the yaw angle	deg	-

It is possible to use enumeration values rather than integer values for some of the input arguments:

- Angle Type: See current document, Table 3.

### 7.3.4 Output Parameters

The output parameters of the `xp_sat_nominal_att_init_harmonic` CFI function are:

*Table 15: Output parameters of xp\_sat\_nominal\_att\_init\_harmonic*

C name	C type	Array Element	Description (Reference)	Unit (Format)	Allowed Range
sat_nom_trans_id	xp_sat_nom_trans_id*	-	Structure that contains the Satellite nominal Transformation	-	-
ierr	long	-	Error vector	-	-

### 7.3.5 Example

For the satellite ERS:

```
pitch = -0.16725*cos(true_lat)*sin(true_lat)*2=-0.16725*sin(2*true_lat)
```

```
num_terms[0]=1
```

```
harmonic_type_pitch={-2} harmonic_coef_pitch={-0.16725}
```



```
roll = 0.05012*sin(true_lat)
num_terms[1]=1
harmonic_type_roll={-1} harmonic_coef_roll={0.05012}
```

```
yaw= 3.9163*cos(true_lat)
num_terms[2]=1
harmonic_type_yaw={+1} harmonic_coef_yaw={3.9163}
```

### 7.3.6 Warnings and Errors

Next table lists the possible error messages that can be returned by the `xp_sat_nominal_att_init_harmonic` CFI function after translating the returned error vector into the equivalent list of error messages by calling the function of the EO\_POINTING software library `xp_get_msg` (see [GEN\_SUM]).

This table also indicates the type of message returned, i.e. either a warning (WARN) or an error (ERR), the cause of such a message and the impact on the performed calculation.

The table is completed by the error code and value. These error codes can be obtained by translating the error vector returned by the `xp_sat_nominal_att_init_harmonic` function by calling the function of the EO\_POINTING software library `xp_get_code` (see [GEN\_SUM]).

**Table 16: Error messages of `xp_sat_nominal_att_init_harmonic` function**

Error type	Error message	Cause and impact	Error code	Error No
ERR	Memory allocation error	No calculation performed	XP_CFI_SAT_NOMINAL_ATT_INIT_HARMONIC_MEMORY_ERROR	0

### 7.3.7 Runtime Performances

The following runtime performances have been measured:

**Table 17: Runtime performances of `xp_sat_nominal_att_init_harmonic`**

Solaris 32-bit. [ms]	Solaris 64 bit. [ms]	Linux 32-bit. [ms]	Linux 64-bit. [ms]
0.0124	0.0026	0.0032	0.0004

## 7.4 xp\_sat\_nominal\_att\_init\_file

### 7.4.1 Overview

The `xp_sat_nominal_att_init_file` CFI function initialises the satellite nominal attitude angles for a given satellite reading values from the attitude file(s). The validity time or orbital range for the attitude angles can be specified by the user. The initialised values will be stored in the `sat_nom_trans_id` output structure.

### 7.4.2 Calling Interface

The calling interface of the `xp_sat_nominal_att_init_file` CFI function is the following (input parameters are underlined):

```
#include <explorer_pointing.h>
{
    xl_time_id time_id = {NULL};
    long n_files, time_init_mode, time_ref;
    char **attitude_file;
    double time0, time1;
    double val_time0, val_time1;
    xp_sat_nom_trans_id sat_nom_trans_id = {NULL};
    long ierr[XP_NUM_ERR_SAT_NOM_ATT_INIT_FILE], status;

    status = xp_sat_nominal_att_init_file(&time_id, &n_files,
        &attitude_file, &time_init_mode, &time_ref, &time0, &time1,
        &val_time0, &val_time1, &sat_nom_trans_id, ierr);
}
```

The `XP_NUM_ERR_SAT_NOM_ATT_INIT_FILE` constant is defined in the file `explorer_pointing.h`.

### 7.4.3 Input Parameters

The `xp_sat_nominal_att_init_file` CFI function has the following input parameters:

**Table 18: Input parameters of `xp_sat_nominal_att_init_file` function**

C name	C type	Array Element	Description (Reference)	Unit (Format)	Allowed Range
<code>time_id</code>	<code>xl_time_id*</code>	-	Structure that contains the time correlations.	-	-
<code>n_files</code>	<code>long *</code>	-	Number of reference data files	-	> 0
<code>attitude_file</code>	<code>char **</code>	-	Filenames of the reference data files. In case multiple files are used, the files should be time ordered. The supported Attitude File format is the Generic Attitude File as described in .	-	-
<code>time_init_mode</code>	<code>long *</code>	-	Flag for selecting the time range of the initialisation.	-	Select either: · <code>XP_SEL_TIME</code> · <code>XP_SEL_FILE</code>
<code>time_ref</code>	<code>long *</code>	-	Time reference ID	-	Complete
<code>time0</code>	<code>double*</code>	-	If: <code>time_init_mode=XP_SEL_TIME</code> S Start of the time range defined by <code>[time0,time1]</code>	Decimal days (Processing format)	<code>[-18262.0,36524.0]</code>
<code>time1</code>	<code>double*</code>	-	If: <code>time_init_mode=XP_SEL_TIME</code> End of the time range defined by <code>[time0,time1]</code>	Decimal days (Processing format)	<code>[-18262.0,36524.0]</code> > <code>time0</code>

It is possible to use enumeration values rather than integer values for some of the input arguments:

- Time Reference ID: `time_ref`. See [GEN\_SUM].
- Time Init Mode ID: `time_init_mode`. See current document, Table 3.

## 7.4.4 Output Parameters

The output parameters of the `xp_sat_nominal_att_init_file` CFI function are:

**Table 19: Output parameters of `xp_sat_nominal_att_init_file`**

C name	C type	Array Element	Description (Reference)	Unit (Format)	Allowed Range
val_time0	double*	-	Validity start time of the initialization	Decimal days (Processing format)	[-18262.0,36524.0]
val_time1	double*	-	Validity end time of the initialization	Decimal days (Processing format)	[-18262.0,36524.0]
sat_nom_trans_id	xp_sat_nom_trans_id*	-	Structure that contains the Satellite nominal Transformation	-	-
ierr	long	-	Error vector	-	-

## 7.4.5 Warnings and Errors

Next table lists the possible error messages that can be returned by the `xp_sat_nominal_att_init_file` CFI function after translating the returned error vector into the equivalent list of error messages by calling the function of the EO\_POINTING software library `xp_get_msg` (see [GEN\_SUM]).

This table also indicates the type of message returned, i.e. either a warning (WARN) or an error (ERR), the cause of such a message and the impact on the performed calculation.

The table is completed by the error code and value. These error codes can be obtained by translating the error vector returned by the `xp_sat_nominal_att_init_file` function by calling the function of the EO\_POINTING software library `xp_get_code` (see [GEN\_SUM]).

**Table 20: Error messages of `xp_sat_nominal_att_init_file` function**

Error type	Error message	Cause and impact	Error code	Error No
ERR	Memory allocation error	No calculation performed	XP_CFI_SAT_NOMINAL_ATT_INIT_FILE_MEMORY_ERR	0
ERR	Wrong input time reference	No calculation performed	XP_CFI_SAT_NOMINAL_ATT_INIT_FILE_WRONG_TIME_REF_ERR	1
ERR	Error opening attitude file: %s	No calculation performed	XP_CFI_SAT_NOMINAL_ATT_INIT_FILE_OPEN_FILES_ERR	2
ERR	Error reading generic	No calculation performed	XP_CFI_SAT_NOMINAL_ATT	3

	attitude files		T_INIT_FILE_READ_ATT_FILES_ERR	
ERR	Could not perform a time transformation	No calculation performed	XP_CFI_SAT_NOMINAL_ATT_INIT_FILE_TIME_CONV_ERR	4

### 7.4.6 Runtime Performances

The following runtime performances have been measured.

*Table 21: Runtime performances of xp\_sat\_nominal\_att\_init\_file*

Solaris 32-bit. [ms]	Solaris 64 bit. [ms]	Linux 32-bit. [ms]	Linux 64-bit. [ms]
2.9	1.5	2.6	0.6

## 7.5 xp\_sat\_nominal\_att\_close

### 7.5.1 Overview

The `xp_sat_nominal_att_close` CFI function cleans up any memory allocation performed by the satellite nominal attitude initialization functions.

### 7.5.2 Calling Interface

The calling interface of the `xp_sat_nominal_att_close` CFI function is the following (input parameters are underlined>):

```
#include <explorer_pointing.h>
{
    xp_sat_nom_trans_id sat_nom_trans_id = {NULL};
    long ierr[XP_NUM_ERR_SAT_NOM_ATT_CLOSE], status;

    status = xp_sat_nominal_att_close(&sat_nom_trans_id, ierr);
}
```

The `XP_NUM_ERR_SAT_NOM_ATT_CLOSE` constant is defined in the file `explorer_pointing.h`.

### 7.5.3 Input Parameters

The `xp_sat_nominal_att_close` CFI function has the following input parameters:

*Table 22: Input parameters of `xp_sat_nominal_att_close` function*

C name	C type	Array Element	Description (Reference)	Unit (Format)	Allowed Range
<code>sat_nom_trans_id</code>	<code>xp_sat_nom_trans_id*</code>	-	Structure that contains the Satellite Nom. Trans.	-	-

### 7.5.4 Output Parameters

The output parameters of the `xp_sat_nominal_att_close` CFI function are:

*Table 23: Output parameters of `xp_sat_nominal_att_close`*

C name	C type	Array Element	Description (Reference)	Unit (Format)	Allowed Range
<code>ierr</code>	<code>long</code>	-	Error vector	-	-

### 7.5.5 Warnings and Errors

Next table lists the possible error messages that can be returned by the `xp_sat_nominal_att_close` CFI function after translating the returned error vector into the equivalent list of error messages by calling the function of the EO\_POINTING software library `xp_get_msg` (see [GEN\_SUM]).

This table also indicates the type of message returned, i.e. either a warning (WARN) or an error (ERR), the cause of such a message and the impact on the performed calculation.

The table is completed by the error code and value. These error codes can be obtained by translating the error vector returned by the `xp_sat_nominal_att_close` function by calling the function of the EO\_POINTING software library `xp_get_code` (see [GEN\_SUM]).

*Table 24: Error messages of `xp_sat_nominal_att_close` function*

Error type	Error message	Cause and impact	Error code	Error No
ERR	Could not close the Id. as it is not initialized or it is being used	No calculation performed	XP_CFI_SAT_NOMINAL_ATT_CLOSE_WRONG_ID_ERR	0

### ***7.5.6 Runtime Performances***

Runtime is smaller than CPU clock and it is not possible to perform loops for measuring it.



## 7.6 xp\_sat\_nominal\_att\_get\_aocs

### 7.6.1 Overview

The `xp_sat_nominal_att_get_aocs` CFI function returns AOCS mode used for the satellite nominal attitude initialization.

### 7.6.2 Calling interface

The calling interface of the `xp_sat_nominal_att_get_aocs` CFI function is the following (input parameters are underlined):

```
#include <explorer_lib.h>
{
    xp_sat_nom_trans_id sat_nom_trans_id;
    long status, aocs_model;
    status = xp_sat_nominal_att_get_aocs (&sat_nom_trans_id,
                                         &aocs_model);
}
```

### 7.6.3 Input parameters

The `xp_sat_nominal_att_get_aocs` CFI function has the following input parameters:

*Table 25: Input parameters of xp\_sat\_nominal\_att\_get\_aocs function*

C name	C type	Array Element	Description (Reference)	Unit (Format)	Allowed Range
sat_nom_trans_id	xp_sat_nom_trans_id *	-	Satellite nominal transformation ID.	-	-

### 7.6.4 Output parameters

The output parameters of the `xp_sat_nominal_att_get_aocs` CFI function are:

*Table 26: Output parameters of xp\_sat\_nominal\_att\_get\_aocs function*

C name	C type	Array Element	Description (Reference)	Unit (Format)	Allowed Range
xp_sat_nominal_att_get_aocs	long	-	Status flag	-	-
aocs_model	long	-	AOCS model	-	-

### **7.6.5 Warnings and errors**

This function does not return any error/warning code. Only the status of the function indicates if the execution was correct or not.

The possible causes of error are:

- The `sat_nom_trans_id` was not initialised.
- The `sat_nom_trans_id` initialisation does not allow the use of this function.

### **7.6.6 Runtime performances**

Runtime is smaller than CPU clock and it is not possible to perform loops for measuring it.

## 7.7 xp\_sat\_nominal\_att\_set\_aocs

### 7.7.1 Overview

The `xp_sat_nominal_att_set_aocs` CFI function changes the AOCS mode used for the satellite nominal attitude initialization.

### 7.7.2 Calling interface

The calling interface of the `xp_sat_nominal_att_set_aocs` CFI function is the following (input parameters are underlined):

```
#include <explorer_lib.h>
{
    xp_sat_nom_trans_id sat_nom_trans_id;
    long status, aocs_model;
    status = xp_sat_nominal_att_set_aocs (&sat_nom_trans_id,
                                         &aocs_model);
}
```

### 7.7.3 Input parameters

The `xp_sat_nominal_att_set_aocs` CFI function has the following input parameters:

*Table 27: Input parameters of xp\_sat\_nominal\_att\_set\_aocs function*

C name	C type	Array Element	Description (Reference)	Unit (Format)	Allowed Range
sat_nom_trans_id	xp_sat_nom_trans_id *	-	Satellite nominal transformation ID (input / output parameter)	-	-
aocs_model	long	-	AOCS model	-	-

### 7.7.4 Output parameters

The output parameters of the `xp_sat_nominal_att_set_aocs` CFI function are:

*Table 28: Output parameters of xp\_sat\_nominal\_att\_set\_aocs function*

C name	C type	Array Element	Description (Reference)	Unit (Format)	Allowed Range
xp_sat_nominal_att	long	-	Status flag	-	-

_set_aocs					
sat_nom_trans_id	xp_sat_nom_trans_id *	-	Satellite nominal transformation ID (input / output parameter)	-	-

### 7.7.5 Warnings and errors

This function does not return any error/warning code. Only the status of the function indicates if the execution was correct or not.

The possible causes of error are:

- The sat\_nom\_trans\_id was not initialised.
- The sat\_nom\_trans\_id initialisation does not allow the use of this function.

### 7.7.6 Runtime performances

Runtime is smaller than CPU clock and it is not possible to perform loops for measuring it.

## 7.8 xp\_sat\_nominal\_att\_get\_param

### 7.8.1 Overview

The `xp_sat_nominal_att_get_param` CFI function returns parameters used for the satellite nominal attitude initialization.

### 7.8.2 Calling interface

The calling interface of the `xp_sat_nominal_att_get_param` CFI function is the following (input parameters are underlined):

```
#include <explorer_lib.h>
{
    xp_sat_nom_trans_id sat_nom_trans_id;
    long status;
    xp_param_model_str data;
    status = xp_sat_nominal_att_get_param (&sat_nom_trans_id,
                                          &data);
}
```

### 7.8.3 Input parameters

The `xp_sat_nominal_att_get_param` CFI function has the following input parameters:

*Table 29: Input parameters of xp\_sat\_nominal\_att\_get\_param function*

C name	C type	Array Element	Description (Reference)	Unit (Format)	Allowed Range
sat_nom_trans_id	xp_sat_nom_trans_id *	-	Satellite nominal transformation ID.	-	-

### 7.8.4 Output parameters

The output parameters of the `xp_sat_nominal_att_get_param` CFI function are:

*Table 30: Output parameters of xp\_sat\_nominal\_att\_get\_param function*

C name	C type	Array Element	Description (Reference)	Unit (Format)	Allowed Range
xp_sat_nominal_att_get_param	long	-	Status flag	-	-

---

data	xp_param_mode l_str	-	Attitude initialization data	-	-
------	------------------------	---	---------------------------------	---	---

### **7.8.5 Warnings and errors**

This function does not return any error/warning code. Only the status of the function indicates if the execution was correct or not.

The possible causes of error are:

- The sat\_nom\_trans\_id was not initialised.
- The sat\_nom\_trans\_id initialisation does not allow the use of this function.

### **7.8.6 Runtime performances**

Runtime is smaller than CPU clock and it is not possible to perform loops for measuring it.

## 7.9 xp\_sat\_nominal\_att\_set\_param

### 7.9.1 Overview

The `xp_sat_nominal_att_set_param` CFI function changes the parameters used for the satellite nominal attitude initialization.

### 7.9.2 Calling interface

The calling interface of the `xp_sat_nominal_att_set_param` CFI function is the following (input parameters are underlined):

```
#include <explorer_lib.h>
{
    xp_sat_nom_trans_id sat_nom_trans_id;
    long status;
    xp_param_model_str data;
    status = xp_sat_nominal_att_set_param (&sat_nom_trans_id,
                                           &data);
}
```

### 7.9.3 Input parameters

The `xp_sat_nominal_att_set_param` CFI function has the following input parameters:

*Table 31: Input parameters of xp\_sat\_nominal\_att\_set\_param function*

C name	C type	Array Element	Description (Reference)	Unit (Format)	Allowed Range
sat_nom_trans_id	xp_sat_nom_trans_id *	-	Satellite nominal transformation ID (input / output parameter)	-	-
data	xp_param_model_str	-	Attitude initialization data	-	-

### 7.9.4 Output parameters

The output parameters of the `xp_sat_nominal_att_set_param` CFI function are:

**Table 32: Output parameters of xp\_sat\_nominal\_att\_set\_param function**

C name	C type	Array Element	Description (Reference)	Unit (Format)	Allowed Range
xp_sat_nominal_att_set_param	long	-	Status flag	-	-
sat_nom_trans_id	xp_sat_nom_trans_id *	-	Satellite nominal transformation ID (input / output parameter)	-	-

### **7.9.5 Warnings and errors**

This function does not return any error/warning code. Only the status of the function indicates if the execution was correct or not.

The possible causes of error are:

- The sat\_nom\_trans\_id was not initialised.
- The sat\_nom\_trans\_id initialisation does not allow the use of this function.

### **7.9.6 Runtime performances**

Runtime is smaller than CPU clock and it is not possible to perform loops for measuring it.



## 7.10 xp\_sat\_nominal\_att\_get\_harmonic

### 7.10.1 Overview

The `xp_sat_nominal_att_get_harmonic` CFI function returns harmonic data used for the satellite nominal attitude initialization.

### 7.10.2 Calling interface

The calling interface of the `xp_sat_nominal_att_get_harmonic` CFI function is the following (input parameters are underlined):

```
#include <explorer_lib.h>
{
    xp_sat_nom_trans_id sat_nom_trans_id;
    long status;
    xp_harmonic_model_str data;
    status = xp_sat_nominal_att_get_harmonic (&sat_nom_trans_id,
                                             &data);
}
```

### 7.10.3 Input parameters

The `xp_sat_nominal_att_get_harmonic` CFI function has the following input parameters:

*Table 33: Input parameters of xp\_sat\_nominal\_att\_get\_harmonic function*

C name	C type	Array Element	Description (Reference)	Unit (Format)	Allowed Range
sat_nom_trans_id	xp_sat_nom_trans_id *	-	Satellite nominal transformation ID.	-	-

### 7.10.4 Output parameters

The output parameters of the `xp_sat_nominal_att_get_harmonic` CFI function are:

*Table 34: Output parameters of xp\_sat\_nominal\_att\_get\_harmonic function*

C name	C type	Array Element	Description (Reference)	Unit (Format)	Allowed Range
xp_sat_nominal_att_get_harmonic	long	-	Status flag	-	-

data	xp_harmonic_m odel_str	-	Attitude initialization data	-	-
------	---------------------------	---	---------------------------------	---	---

### **7.10.5 Warnings and errors**

This function does not return any error/warning code. Only the status of the function indicates if the execution was correct or not.

The possible causes of error are:

- The sat\_nom\_trans\_id was not initialised.
- The sat\_nom\_trans\_id initialisation does not allow the use of this function.

### **7.10.6 Runtime performances**

Runtime is smaller than CPU clock and it is not possible to perform loops for measuring it.

## 7.11 xp\_sat\_nominal\_att\_set\_harmonic

### 7.11.1 Overview

The `xp_sat_nominal_att_set_harmonic` CFI function changes the harmonic data used for the satellite nominal attitude initialization.

### 7.11.2 Calling interface

The calling interface of the `xp_sat_nominal_att_set_harmonic` CFI function is the following (input parameters are underlined):

```
#include <explorer_lib.h>
{
    xp_sat_nom_trans_id sat_nom_trans_id;
    long status;
    xp_harmonic_model_str data;
    status = xp_sat_nominal_att_set_harmonic (&sat_nom_trans_id,
                                             &data);
}
```

### 7.11.3 Input parameters

The `xp_sat_nominal_att_set_harmonic` CFI function has the following input parameters:

*Table 35: Input parameters of xp\_sat\_nominal\_att\_set\_harmonic function*

C name	C type	Array Element	Description (Reference)	Unit (Format)	Allowed Range
sat_nom_trans_id	xp_sat_nom_trans_id *	-	Satellite nominal transformation ID (input / output parameter)	-	-
data	xp_harmonic_model_str	-	Attitude initialization data	-	-

### 7.11.4 Output parameters

The output parameters of the `xp_sat_nominal_att_set_harmonic` CFI function are:

*Table 36: Output parameters of xp\_sat\_nominal\_att\_set\_harmonic function*

C name	C type	Array Element	Description (Reference)	Unit (Format)	Allowed Range
xp_sat_nominal_att_set_harmonic	long	-	Status flag	-	-
sat_nom_trans_id	xp_sat_nom_trans_id *	-	Satellite nominal transformation ID (input / output parameter)	-	-

### **7.11.5 Warnings and errors**

This function does not return any error/warning code. Only the status of the function indicates if the execution was correct or not.

The possible causes of error are:

- The sat\_nom\_trans\_id was not initialised.
- The sat\_nom\_trans\_id initialisation does not allow the use of this function.

### **7.11.6 Runtime performances**

Runtime is smaller than CPU clock and it is not possible to perform loops for measuring it.

## 7.12 xp\_sat\_nominal\_att\_get\_file

### 7.12.1 Overview

The `xp_sat_nominal_att_get_file` CFI function returns initialisation data from the satellite nominal attitude Id. when it was initialised with a file.

### 7.12.2 Calling interface

The calling interface of the `xp_sat_nominal_att_get_file` CFI function is the following (input parameters are underlined):

```
#include <explorer_lib.h>
{
    xp_sat_nom_trans_id sat_nom_trans_id;
    long status;
    xp_file_model_str data;
    status = xp_sat_nominal_att_get_file (&sat_nom_trans_id,
                                         &data);
}
```

### 7.12.3 Input parameters

The `xp_sat_nominal_att_get_file` CFI function has the following input parameters:

*Table 37: Input parameters of xp\_sat\_nominal\_att\_get\_file function*

C name	C type	Array Element	Description (Reference)	Unit (Format)	Allowed Range
sat_nom_trans_id	xp_sat_nom_trans_id *	-	Satellite nominal transformation ID.	-	-

### 7.12.4 Output parameters

The output parameters of the `xp_sat_nominal_att_get_file` CFI function are:

*Table 38: Output parameters of xp\_sat\_nominal\_att\_get\_file function*

C name	C type	Array Element	Description (Reference)	Unit (Format)	Allowed Range
xp_sat_nominal_att_get_file	long	-	Status flag	-	-

---

data	xp_file_model_str	-	Attitude initialization data	-	-
------	-------------------	---	------------------------------	---	---

### **7.12.5 Warnings and errors**

This function does not return any error/warning code. Only the status of the function indicates if the execution was correct or not.

The possible causes of error are:

- The sat\_nom\_trans\_id was not initialised.
- The sat\_nom\_trans\_id initialisation does not allow the use of this function.

### **7.12.6 Runtime performances**

Runtime is smaller than CPU clock and it is not possible to perform loops for measuring it.

## 7.13 xp\_sat\_nominal\_att\_set\_file

### 7.13.1 Overview

The `xp_sat_nominal_att_set_file` CFI function changes the initialization data for the satellite nominal attitude Id, when it was initialised with a file.

### 7.13.2 Calling interface

The calling interface of the `xp_sat_nominal_att_set_file` CFI function is the following (input parameters are underlined):

```
#include <explorer_lib.h>
{
    xp_sat_nom_trans_id sat_nom_trans_id;
    long status;
    xp_file_model_str data;
    status = xp_sat_nominal_att_set_file (&sat_nom_trans_id,
                                         &data);
}
```

### 7.13.3 Input parameters

The `xp_sat_nominal_att_set_file` CFI function has the following input parameters:

*Table 39: Input parameters of xp\_sat\_nominal\_att\_set\_file function*

C name	C type	Array Element	Description (Reference)	Unit (Format)	Allowed Range
sat_nom_trans_id	xp_sat_nom_trans_id *	-	Satellite nominal transformation ID (input / output parameter)	-	-
data	xp_file_model_str	-	Attitude initialization data	-	-

### 7.13.4 Output parameters

The output parameters of the `xp_sat_nominal_att_set_file` CFI function are:

*Table 40: Output parameters of xp\_sat\_nominal\_att\_set\_file function*

C name	C type	Array Element	Description (Reference)	Unit (Format)	Allowed Range
xp_sat_nominal_att_set_file	long	-	Status flag	-	-
sat_nom_trans_id	xp_sat_nom_trans_id *	-	Satellite nominal transformation ID (input / output parameter)	-	-

### **7.13.5 Warnings and errors**

This function does not return any error/warning code. Only the status of the function indicates if the execution was correct or not.

The possible causes of error are:

- The sat\_nom\_trans\_id was not initialised.
- The sat\_nom\_trans\_id initialisation does not allow the use of this function.

### **7.13.6 Runtime performances**

Runtime is smaller than CPU clock and it is not possible to perform loops for measuring it.



## 7.14 xp\_sat\_att\_angle\_init

### 7.14.1 Overview

The `xp_sat_att_angle_init` CFI function initialises the satellite nominal attitude to satellite attitude mispointing angles for a given satellite with a user-provided set of values. The initialised values will be stored in the `sat_trans_id` output structure.

### 7.14.2 Calling Interface

The calling interface of the `xp_sat_att_angle_init` CFI function is the following (input parameters are underlined):

```
#include <explorer_pointing.h>
{
    double ang[3];
    xp_sat_trans_id sat_trans_id = {NULL};
    long ierr[XP_NUM_ERR_MISP_ANGLE_INIT_DEF], status;

    status = xp_sat_att_angle_init(ang, &sat_trans_id, ierr);
}
```

The `XP_NUM_ERR_SAT_ATT_ANGLE_INIT` constant is defined in the file `explorer_pointing.h`.

### 7.14.3 Input Parameters

The `xp_sat_att_angle_init` CFI function has the following input parameters:

**Table 41: Input parameters of `xp_sat_att_angle_init` function**

C name	C type	Array Element	Description (Reference)	Unit (Format)	Allowed Range
ang	double[3]	[0]	Pitch mispointing angle (Satellite Nominal Attitude Frame)	deg	If no better value, assume 0.0
		[1]	Roll mispointing angle (Satellite Nominal Attitude Frame)	deg	If no better value, assume 0.0
		[2]	Yaw mispointing angle (Satellite Nominal Attitude Frame)	deg	If no better value, assume 0.0

### 7.14.4 Output Parameters

The output parameters of the `xp_sat_att_angle_init` CFI function are:

**Table 42: Output parameters of `xp_sat_att_angle_init`**

C name	C type	Array Element	Description (Reference)	Unit (Format)	Allowed Range
sat_trans_id	xp_sat_trans_id*	-	Structure that contains the Satellite Transformation	-	-
ierr	long	-	Error vector	-	-

### 7.14.5 Warnings and Errors

Next table lists the possible error messages that can be returned by the `xp_sat_att_angle_init` CFI function after translating the returned error vector into the equivalent list of error messages by calling the function of the EO\_POINTING software library `xp_get_msg` (see [GEN\_SUM]).

This table also indicates the type of message returned, i.e. either a warning (WARN) or an error (ERR), the cause of such a message and the impact on the performed calculation.

The table is completed by the error code and value. These error codes can be obtained by translating the error vector returned by the `xp_sat_att_angle_init` function by calling the function of the EO\_POINTING software library `xp_get_code` (see [GEN\_SUM]).

**Table 43: Error messages of xp\_sat\_att\_angle\_init function**

Error type	Error message	Cause and impact	Error code	Error No
ERR	Memory allocation error	No calculation performed	XP_CFI_SAT_ATT_ANGLE_INIT_MEMORY_ERR	0

### 7.14.6 Runtime Performances

The following runtime performances have been measured.

**Table 44: Runtime performances of xp\_sat\_att\_angle\_init**

Solaris 32-bit. [ms]	Solaris 64 bit. [ms]	Linux 32-bit. [ms]	Linux 64-bit. [ms]
0.02	0.01	0.000	0.000

## 7.15 xp\_sat\_att\_matrix\_init

### 7.15.1 Overview

The `xp_sat_att_matrix_init` CFI function initialises misalignment matrix between the satellite nominal attitude frame and satellite attitude frame with a user-provided matrix. The initialised values will be stored in the `sat_trans_id` output structure.

### 7.15.2 Calling Interface

The calling interface of the `xp_sat_att_matrix_init` CFI function is the following (input parameters are underlined):

```
#include <explorer_pointing.h>
{
    double att_matrix[3][3];
    xp_sat_trans_id sat_trans_id = {NULL};
    long ierr[XP_NUM_ERR_SAT_ATT_MATRIX_INIT], status;

    status = xp_sat_att_matrix_init_def(att_matrix,
                                        &sat_trans_id, ierr);
}
```

The `XP_NUM_ERR_SAT_ATT_MATRIX_INIT` constant is defined in the file `explorer_pointing.h`.

### 7.15.3 Input Parameters

The `xp_sat_att_matrix_init` CFI function has the following input parameters:

*Table 45: Input parameters of `xp_sat_att_matrix_init` function*

C name	C type	Array Element	Description (Reference)	Unit (Format)	Allowed Range
<code>att_matrix</code>	<code>double[3][3]</code>	all	Mispointing Matrix	-	-

### 7.15.4 Output Parameters

The output parameters of the `xp_sat_att_matrix_init` CFI function are:

*Table 46: Output parameters of `xp_sat_att_matrix_init`*

C name	C type	Array Element	Description (Reference)	Unit (Format)	Allowed Range
<code>sat_trans_id</code>	<code>xp_sat_trans_id*</code>	-	Structure that contains the Satellite Transformation	-	-
<code>ierr</code>	<code>long</code>	-	Error vector	-	-

### 7.15.5 Example

TBD

### 7.15.6 Warnings and Errors

Next table lists the possible error messages that can be returned by the `xp_sat_att_matrix_init` CFI function after translating the returned error vector into the equivalent list of error messages by calling the function of the EO\_POINTING software library `xp_get_msg` (see [GEN\_SUM]).

This table also indicates the type of message returned, i.e. either a warning (WARN) or an error (ERR), the cause of such a message and the impact on the performed calculation.

The table is completed by the error code and value. These error codes can be obtained by translating the error vector returned by the `xp_sat_att_matrix_init` function by calling the function of the EO\_POINTING software library `xp_get_code` (see [GEN\_SUM]).

**Table 47: Error messages of xp\_sat\_att\_matrix\_init function**

Error type	Error message	Cause and impact	Error code	Error No
ERR	Memory allocation error	No calculation performed	XP_CFI_SAT_ATT_MATRIX_I NIT_MEMORY_ERR	0

### **7.15.7 Runtime Performances**

The following runtime performances have been measured..

**Table 48: Runtime performances of xp\_sat\_att\_matrix\_init**

Solaris 32-bit. [ms]	Solaris 64 bit. [ms]	Linux 32-bit. [ms]	Linux 64-bit. [ms]
0.02	0.000	0.01	0.000

## 7.16 xp\_sat\_att\_init\_harmonic

### 7.16.1 Overview

The `xp_sat_att_init_harmonic` CFI function initialises the satellite nominal orbital to satellite attitude mispointing angles for a given satellite with a user-provided set of values. The initialised values will be stored in the `sat_trans_id` output structure.

The `xp_attitude` and `xp_change_frame` functions will then compute the values as follows:

$$\begin{aligned}
 \text{attitudeangle} = & \text{bias} + 1\text{stsin coef} \cdot \sin\left(\frac{\text{angle} \cdot 2\pi}{360}\right) + 1\text{stcoscoef} \cdot \cos\left(\frac{\text{angle} \cdot 2\pi}{360}\right) \\
 & + 2\text{ndsin coef} \cdot \sin\left(\frac{2 \cdot \text{angle} \cdot 2\pi}{360}\right) + 2\text{ndcoscoef} \cdot \cos\left(\frac{2 \cdot \text{angle} \cdot 2\pi}{360}\right) \\
 & + 3\text{rdsin coef} \cdot \sin\left(\frac{3 \cdot \text{angle} \cdot 2\pi}{360}\right) + 3\text{rdcoscoef} \cdot \cos\left(\frac{3 \cdot \text{angle} \cdot 2\pi}{360}\right) \\
 & + \dots
 \end{aligned}$$

### 7.16.2 Calling Interface

The calling interface of the `xp_sat_att_init_harmonic` CFI function is the following (input parameters are underlined):

```

#include <explorer_pointing.h>
{
    long angle_type, num_terms[3];
    long harmonic_type_pitch[XP_MAX_NUM_HARMONIC],
        harmonic_type_roll[XP_MAX_NUM_HARMONIC],
        harmonic_type_yaw[XP_MAX_NUM_HARMONIC];
    double harmonic_coef_pitch[XP_MAX_NUM_HARMONIC],
        harmonic_coef_roll[XP_MAX_NUM_HARMONIC],
        harmonic_coef_yaw[XP_MAX_NUM_HARMONIC];
    xp_sat_trans_id sat_trans_id = {NULL};
    long ierr[XP_NUM_ERR_SAT_ATT_INIT_HARMONIC], status;

    status = xp_sat_att_init_harmonic(&angle_type, num_terms,
                                     harmonic_type_pitch,
                                     harmonic_type_roll,
                                     harmonic_type_yaw,
                                     harmonic_coef_pitch,
                                     harmonic_coef_roll,

```

```
        harmonic_coef_yaw,  
        &sat_trans_id, ierr);  
    }
```

The `XP_NUM_ERR_SAT_ATT_INIT_HARMONIC` and `XP_MAX_NUM_HARMONIC` constants are defined in the file *explorer\_pointing.h*.



### 7.16.3 Input Parameters

The `xp_sat_att_init_harmonic` CFI function has the following input parameters:

*Table 49: Input parameters of `xp_sat_att_init_harmonic` function*

C name	C type	Array Element	Description (Reference)	Unit (Format)	Allowed Range
<code>angle_type</code>	<code>long *</code>	-	Type of angle	-	XP_ANGLE_TYPE_TRUE_LAT_TOD XP_ANGLE_TYPE_MEAN_LAT_TOD
<code>num_terms[3]</code>	<code>long</code>	[0]	Number of elements used in vectors <code>harmonic_type_pitch</code> and <code>harmonic_coef_pitch</code>	-	$\geq 0$
		[1]	Number of elements used in vectors <code>harmonic_type_roll</code> and <code>harmonic_coef_roll</code>	-	$\geq 0$
		[2]	Number of elements used in vectors <code>harmonic_type_yaw</code> and <code>harmonic_coef_yaw</code>	-	$\geq 0$
<code>harmonic_type_pitch</code>	<code>long[XP_MAX_NUM_HARMONIC]</code>	all	Type of coefficients: =0 for the bias parameter <0 for the sinus coefficients (-n means that corresponds to the sinus coefficient of order n) >0 for the cosinus coefficients (+n means that corresponds to the cosinus coefficient of order n)	-	
<code>harmonic_type_roll</code>	<code>long[XP_MAX_NUM_HARMONIC]</code>	all	Type of coefficients: =0 for the bias parameter <0 for the sinus coefficients (-n means that corresponds to the sinus coefficient of order n) >0 for the cosinus coefficients (+n means that corresponds to the cosinus coefficient of order n)	-	-
<code>harmonic_type_yaw</code>	<code>long[XP_MAX_NUM_HARMONIC]</code>	all	Type of coefficients: =0 for the bias parameter	-	-

	RMONIC]		<0 for the sinus coefficients (-n means that corresponds to the sinus coefficient of order n)  >0 for the cosinus coefficients (+n means that corresponds to the cosinus coefficient of order n)		
harmonic_coef_pitch	double[XP_MAX_NUM_HARMONIC]	all	Bias, sinus and cosinus coefficients for the pitch angle	deg	
harmonic_coef_roll	double[XP_MAX_NUM_HARMONIC]	all	Bias, sinus and cosinus coefficients for the roll angle	deg	
harmonic_coef_yaw	double[XP_MAX_NUM_HARMONIC]	all	Bias, sinus and cosinus coefficients for the yaw angle	deg	

It is possible to use enumeration values rather than integer values for some of the input arguments:

- Angle Type: See current document, Table 3.

### 7.16.4 Output Parameters

The output parameters of the `xp_sat_att_init_harmonic` CFI function are:

*Table 50: Output parameters of xp\_sat\_att\_init\_harmonic*

C name	C type	Array Element	Description (Reference)	Unit (Format)	Allowed Range
sat_trans_id	xp_sat_trans_id*	-	Structure that contains the Satellite Transformation	-	-
ierr	long	-	Error vector	-	-

### 7.16.5 Warnings and Errors

Next table lists the possible error messages that can be returned by the `xp_sat_att_init_harmonic` CFI function after translating the returned error vector into the equivalent list of error messages by calling the function of the EO\_POINTING software library `xp_get_msg` (see [GEN\_SUM]).

This table also indicates the type of message returned, i.e. either a warning (WARN) or an error (ERR), the cause of such a message and the impact on the performed calculation.

The table is completed by the error code and value. These error codes can be obtained by translating the error vector returned by the `xp_sat_att_init_harmonic` function by calling the function of the EO\_POINTING software library `xp_get_code` (see [GEN\_SUM])

**Table 51: Error messages of `xp_sat_att_init_harmonic` function**

Error type	Error message	Cause and impact	Error code	Error No
ERR	Memory allocation error	No calculation performed	XP_CFI_SAT_ATT_INIT_HARMONIC_MEMORY_ERR	0

### 7.16.6 Runtime Performances

The following runtime performances have been measured.

**Table 52: Runtime performances of `xp_sat_att_init_harmonic`**

Solaris 32-bit. [ms]	Solaris 64 bit. [ms]	Linux 32-bit. [ms]	Linux 64-bit. [ms]
0.0124	0.0026	0.0032	0.0004

## 7.17xp\_sat\_att\_init\_file

### 7.17.1 Overview

The `xp_sat_att_init_file` CFI function initialises the satellite attitude angles for a given satellite reading values from the attitude file(s). The validity time or orbital range for the attitude angles can be specified by the user. The initialised values will be stored in the `sat_trans_id` output structure.

### 7.17.2 Calling Interface

The calling interface of the `xp_sat_att_init_file` CFI function is the following (input parameters are underlined):

```
#include <explorer_pointing.h>
{
    xl_time_id time_id = {NULL};
    long n_files, time_init_mode, time_ref;
    char **attitude_file *auxiliary_file;
    double time0, time1;
    double val_time0, val_time1;
    xp_sat_trans_id sat_trans_id = {NULL};
    long ierr[XP_NUM_ERR_SAT_ATT_INIT_FILE], status;

    status = xp_sat_att_init_file(&time_id, &n_files,
        attitude_file, &auxiliary_file,
        time_init_mode, &time_ref, &time0, &time1,
        &val_time0, &val_time1, &sat_trans_id, ierr);
}
```

The `XP_NUM_ERR_SAT_ATT_INIT_FILE` constant is defined in the file `explorer_pointing.h`.

### 7.17.3 Input Parameters

The `xp_sat_att_init_file` CFI function has the following input parameters:

**Table 53: Input parameters of `xp_sat_att_init_file` function**

C name	C type	Array Element	Description (Reference)	Unit (Format)	Allowed Range
<code>time_id</code>	<code>xl_time_id*</code>	-	Structure that contains the time correlations.	-	-
<code>n_files</code>	<code>long *</code>	-	Number of reference data files	-	> 0
<code>attitude_file</code>	<code>char **</code>	-	<p>Filenames of the reference data files. In case multiple files are used, the files should be time ordered.</p> <p>The supported Attitude File formats are the Generic Attitude File (described in [D_H_SUM]) and Star Tracker files.</p> <p>If multiple files are used, Generic Attitude Files and Star Tracker files cannot be given to the function as part of the same list.</p> <p>When using Star-Tracker files, the function assumes that all the input files belong to the same Star-Tracker. As a consequence of this assumption only the Star-Tracker identifier of the first file provided in the list is read. Note that the Star-Tracker identification number should be either 1, 2 or 3 (no internal check is performed)</p>	-	-
<code>auxiliary_file</code>	<code>char **</code>	-	Filename of an auxiliary file containing the Star-Tracker misalignment matrices	-	-
<code>time_init_mode</code>	<code>long *</code>	-	Flag for selecting the time range of the initialisation.	-	Select either: <ul style="list-style-type: none"> <li>· <code>XP_SEL_TIME</code></li> <li>· <code>XP_SEL_FILE</code></li> </ul>
<code>time_ref</code>	<code>long *</code>	-	Time reference ID	-	Complete
<code>time0</code>	<code>double*</code>	-	If: <code>time_init_mode=XP_SEL_TIME</code> Start of the time range defined by [time0,time1]	Decimal days (Processing format)	[-18262.0,36524.0]
<code>time1</code>	<code>double*</code>	-	If: <code>time_init_mode=XP_SEL_TIME</code>	Decimal days	[-18262.0,36524.0] > time0

			End of the time range defined by [time0,time1]	(Processing format)
--	--	--	--	---------------------

It is possible to use enumeration values rather than integer values for some of the input arguments:

- Time Reference ID: time\_ref. See [GEN\_SUM].
- Time Init Mode ID: time\_init\_mode. See current document, Table 3.

### 7.17.4 Output Parameters

The output parameters of the `xp_sat_att_init_file` CFI function are:

**Table 54: Output parameters of `xp_sat_att_init_file`**

C name	C type	Array Element	Description (Reference)	Unit (Format)	Allowed Range
val_time0	double*	-	Validity start time of the initialization	Decimal days (Processing format)	[-18262.0,36524.0]
val_time1	double*	-	Validity end time of the initialization	Decimal days (Processing format)	[-18262.0,36524.0]
sat_trans_id	xp_sat_trans_id*	-	Structure that contains the Satellite Transformation	-	-
ierr	long	-	Error vector	-	-

### 7.17.5 Warnings and Errors

Next table lists the possible error messages that can be returned by the `xp_sat_att_init_file` CFI function after translating the returned error vector into the equivalent list of error messages by calling the function of the EO\_POINTING software library `xp_get_msg` (see [GEN\_SUM]).

This table also indicates the type of message returned, i.e. either a warning (WARN) or an error (ERR), the cause of such a message and the impact on the performed calculation.

The table is completed by the error code and value. These error codes can be obtained by translating the error vector returned by the `xp_sat_att_init_file` function by calling the function of the EO\_POINTING software library `xp_get_code` (see [GEN\_SUM]).

**Table 55: Error messages of `xp_sat_att_init_file` function**

Error type	Error message	Cause and impact	Error code	Error No
ERR	Memory allocation error	No calculation performed	XP_CFI_SAT_ATT_INIT_FILE_MEMORY_ERR	0
ERR	Error opening attitude file: %s	No calculation performed	XP_CFI_SAT_ATT_INIT_FILE_	1

			OPEN_FILES_ERR	
ERR	Error reading input star tracker files	No calculation performed	XP_CFI_SAT_ATT_INIT_FILE_READ_FILES_ERR	2
ERR	Error reading generic attitude files	No calculation performed	XP_CFI_SAT_ATT_INIT_FILE_READ_ATT_FILES_ERR	3
ERR	No data has been read from the files	No calculation performed	XP_CFI_SAT_ATT_INIT_FILE_NO_READ_DATA_ERR	4
ERR	Error reading auxiliary file	No calculation performed	XP_CFI_SAT_ATT_INIT_FILE_READ_AUX_FILE_ERR	5
ERR	Wrong input time reference	No calculation performed	XP_CFI_SAT_ATT_INIT_FILE_WRONG_TIME_REF_ERR	6
ERR	Could not perform a time transformation	No calculation performed	XP_CFI_SAT_ATT_INIT_FILE_TIME_REF_ERR	7
ERR	Could not find word "SPH_DESCRIPTOR" in attitude file	No calculation performed	XP_CFI_SAT_ATT_INIT_FILE_READ_STR_ID_ERR	8

### 7.17.6 Runtime Performances

The following runtime performances have been measured.

**Table 56: Runtime performances of xp\_sat\_att\_init\_file**

Solaris 32-bit. [ms]	Solaris 64 bit. [ms]	Linux 32-bit. [ms]	Linux 64-bit. [ms]
2.9	1.5	2.6	0.6

## 7.18 xp\_sat\_att\_quat\_plus\_matrix\_init

### 7.18.1 Overview

The `xp_sat_att_quat_plus_matrix_init` CFI function initialises the satellite attitude angles using the input quaternions, and stores the rotation matrix from the satellite-based reference frame defined by the quaternions to the satellite frame, that must be provided by the user. The initialised values will be stored in the `sat_trans_id` output structure.

### 7.18.2 Calling Interface

The calling interface of the `xp_sat_att_quat_plus_matrix_init` CFI function is the following (input parameters are underlined):

```
#include <explorer_pointing.h>
{
    long inertial_frame;
    long num_rec;
    xd_att_rec *quaternions;
    double **matrix;
    xp_sat_trans_id sat_trans_id = {NULL};
    long ierr[XP_NUM_ERR_SAT_ATT_QUAT_PLUS_MATRIX_INIT], status;

    status = xp_sat_att_quat_plus_matrix_init( &inertial_frame,
        &num_rec, quaternions, matrix, sat_trans_id, ierr);
}
```

The `XP_NUM_ERR_SAT_ATT_QUAT_PLUS_MATRIX_INIT` constant is defined in the file `explorer_pointing.h`.



### 7.18.3 Input Parameters

The `xp_sat_att_init_file` CFI function has the following input parameters:

*Table 57: Input parameters of `xp_sat_att_quat_plus_matrix_init` function*

C name	C type	Array Element	Description (Reference)	Unit (Format)	Allowed Range
<code>inertial_frame</code>	<code>long*</code>	-	Inertial reference frame.	-	Defined in <code>XD-Cs_enum</code>
<code>num_rec</code>	<code>long *</code>	-	Number of quaternions	-	> 0
<code>quaternions</code>	<code>xd_att_rec*</code>	-	Quaternions that give the rotation from the inertial reference frame to the frame based on the satellite.	-	-
<code>matrix</code>	<code>double**</code>	-	Rotation matrix from the frame based on the satellite to the satellite frame.	-	-

It is possible to use enumeration values rather than integer values for some of the input arguments:

- Inertial frame. See `[D_H_SUM]`.

### 7.18.4 Output Parameters

The output parameters of the `xp_sat_att_init_file` CFI function are:

*Table 58: Output parameters of `xp_sat_att_quat_plus_matrix_init`*

C name	C type	Array Element	Description (Reference)	Unit (Format)	Allowed Range
<code>sat_trans_id</code>	<code>xp_sat_trans_id*</code>	-	Structure that contains the Satellite Transformation	-	-
<code>ierr</code>	<code>long</code>	-	Error vector	-	-

### 7.18.5 Warnings and Errors

Next table lists the possible error messages that can be returned by the `xp_sat_att_quat_plus_matrix_init` CFI function after translating the returned error vector into the equivalent list of error messages by calling the function of the `EO_POINTING` software library `xp_get_msg` (see `[GEN_SUM]`).

This table also indicates the type of message returned, i.e. either a warning (`WARN`) or an error (`ERR`), the cause of such a message and the impact on the performed calculation.

The table is completed by the error code and value. These error codes can be obtained by translating the error vector returned by the `xp_sat_att_quat_plus_matrix_init` function by calling the function of the EO\_POINTING software library `xp_get_code` (see [GEN\_SUM]).

**Table 59: Error messages of `xp_sat_att_quat_plus_matrix_init` function**

Error type	Error message	Cause and impact	Error code	Error No
ERR	Memory allocation error	No calculation performed	XP_CFI_SAT_ATT_QUAT_PL US_MATRIX_INIT_MEMORY_ ERR	0

### 7.18.6 Runtime Performances

The following runtime performances have been measured.

**Table 60: Runtime performances of `xp_sat_att_quat_plus_matrix_init`**

Solaris 32-bit. [ms]	Solaris 64 bit. [ms]	Linux 32-bit. [ms]	Linux 64-bit. [ms]
2.9	1.5	2.6	0.6

## 7.19 xp\_sat\_att\_quat\_plus\_angle\_init

### 7.19.1 Overview

The `xp_sat_att_quat_plus_angle_init` CFI function initialises the satellite attitude angles using the input quaternions, and stores the rotation matrix from the satellite-based reference frame defined by the quaternions to the satellite frame, calculated with the input angles. The initialised values will be stored in the `sat_trans_id` output structure.

### 7.19.2 Calling Interface

The calling interface of the `xp_sat_att_quat_plus_angle_init` CFI function is the following (input parameters are underlined):

```
#include <explorer_pointing.h>
{
    long inertial_frame;
    long num_rec;
    xd_att_rec *quaternions;
    double angles[3];
    xp_sat_trans_id sat_trans_id = {NULL};
    long ierr[XP_NUM_ERR_SAT_ATT_QUAT_PLUS_ANGLE_INIT], status;

    status = xp_sat_att_quat_plus_angle_init( &inertial_frame,
                                             &num_rec, quaternions, angles, sat_trans_id, ierr);
}
```

The `XP_NUM_ERR_SAT_ATT_QUAT_PLUS_ANGLE_INIT` constant is defined in the file `explorer_pointing.h`.

### 7.19.3 Input Parameters

The `xp_sat_att_quat_plus_angle_init` CFI function has the following input parameters:

*Table 61: Input parameters of `xp_sat_att_quat_plus_matrix_init` function*

C name	C type	Array Element	Description (Reference)	Unit (Format)	Allowed Range
<code>inertial_frame</code>	<code>long*</code>	-	Inertial reference frame.	-	Defined in <code>XD-Cs_enum</code>
<code>num_rec</code>	<code>long *</code>	-	Number of quaternions	-	> 0
<code>quaternions</code>	<code>xd_att_rec *</code>	-	Quaternions that give the rotation from the inertial reference frame to the frame based on the satellite.	-	-
<code>angles</code>	<code>double[3]</code>	-	Angles that define the rotation from the frame based on the satellite to the satellite frame.	-	-

It is possible to use enumeration values rather than integer values for some of the input arguments:

- Inertial frame. See `[D_H_SUM]`.

### 7.19.4 Output Parameters

The output parameters of the `xp_sat_att_quat_plus_angle_init` CFI function are:

*Table 62: Output parameters of `xp_sat_att_quat_plus_angle_init`*

C name	C type	Array Element	Description (Reference)	Unit (Format)	Allowed Range
<code>sat_trans_id</code>	<code>xp_sat_trans_id*</code>	-	Structure that contains the Satellite Transformation	-	-
<code>ierr</code>	<code>long</code>	-	Error vector	-	-

### 7.19.5 Warnings and Errors

Next table lists the possible error messages that can be returned by the `xp_sat_att_quat_plus_angle_init` CFI function after translating the returned error vector into the equivalent list of error messages by calling the function of the `EO_POINTING` software library `xp_get_msg` (see `[GEN_SUM]`).

This table also indicates the type of message returned, i.e. either a warning (`WARN`) or an error (`ERR`), the cause of such a message and the impact on the performed calculation.

The table is completed by the error code and value. These error codes can be obtained by translating the error vector returned by the `xp_sat_att_quat_plus_angle_init` function by calling the function of the EO\_POINTING software library `xp_get_code` (see [GEN\_SUM]).

**Table 63: Error messages of `xp_sat_att_quat_plus_angle_init` function**

Error type	Error message	Cause and impact	Error code	Error No
ERR	Memory allocation error	No calculation performed	XP_CFI_SAT_ATT_QUAT_PL US_ANGLE_INIT_MEMORY_E RR	0
ERR	Error calculating rotation matrix for eurler angles	No calculation performed	XP_CFI_SAT_ATT_QUAT_PL US_ANGLE_EULER_TO_MAT RIX_ERR	1

### 7.19.6 Runtime Performances

The following runtime performances have been measured.

**Table 64: Runtime performances of `xp_sat_att_quat_plus_angle_init`**

Solaris 32-bit. [ms]	Solaris 64 bit. [ms]	Linux 32-bit. [ms]	Linux 64-bit. [ms]
2.9	1.5	2.6	0.6

## 7.20 xp\_sat\_att\_close

### 7.20.1 Overview

The `xp_sat_att_close` CFI function cleans up any memory allocation performed by the satellite attitude initialization functions.

### 7.20.2 Calling Interface

The calling interface of the `xp_sat_att_close` CFI function is the following (input parameters are underlined):

```
#include <explorer_pointing.h>
{
    xp_sat_trans_id sat_trans_id = {NULL};
    long ierr[XP_NUM_ERR_SAT_ATT_CLOSE], status;

    status = xp_sat_att_close(&sat_trans_id, ierr);
}
```

The `XP_NUM_ERR_SAT_ATT_CLOSE` constant is defined in the file *explorer\_pointing.h*.

### 7.20.3 Input Parameters

The `xp_sat_att_close` CFI function has the following input parameters:

*Table 65: Input parameters of `xp_sat_att_close` function*

C name	C type	Array Element	Description (Reference)	Unit (Format)	Allowed Range
<code>sat_trans_id</code>	<code>xp_sat_trans_id*</code>	-	Structure that contains the Sat. Trans.	-	-

### 7.20.4 Output Parameters

The output parameters of the `xp_sat_att_close` CFI function are:

*Table 66: Output parameters of `xp_sat_att_close`*

C name	C type	Array Element	Description (Reference)	Unit (Format)	Allowed Range
<code>ierr</code>	<code>long</code>	-	Error vector	-	-

### 7.20.5 Warnings and Errors

Next table lists the possible error messages that can be returned by the `xp_sat_att_close` CFI function after translating the returned error vector into the equivalent list of error messages by calling the function of the EO\_POINTING software library `xp_get_msg` (see [GEN\_SUM]).

This table also indicates the type of message returned, i.e. either a warning (WARN) or an error (ERR), the cause of such a message and the impact on the performed calculation.

The table is completed by the error code and value. These error codes can be obtained by translating the error vector returned by the `xp_sat_att_close` function by calling the function of the EO\_POINTING software library `xp_get_code` (see [GEN\_SUM]).

*Table 67: Error messages of `xp_sat_att_close` function*

Error type	Error message	Cause and impact	Error code	Error No
ERR	Could not close the Id. as it is not initialized or it is being used	No calculation performed	XP_CFI_SAT_ATT_CLOSE_WRONG_ID_ERR	0

### ***7.20.6 Runtime Performances***

Runtime is smaller than CPU clock and it is not possible to perform loops for measuring it.



## 7.21 xp\_sat\_att\_get\_angles

### 7.21.1 Overview

The `xp_sat_att_get_angles` CFI function returns angle data used for the satellite attitude initialization.

### 7.21.2 Calling interface

The calling interface of the `xp_sat_att_get_angles` CFI function is the following (input parameters are underlined):

```
#include <explorer_lib.h>
{
    xp_sat_trans_id sat_trans_id;
    long status;
    xp_angle_model_str data;
    status = xp_sat_att_get_angles (&sat_trans_id,
                                   &data);
}
```

### 7.21.3 Input parameters

The `xp_sat_att_get_angles` CFI function has the following input parameters:

*Table 68: Input parameters of xp\_sat\_att\_get\_angles function*

C name	C type	Array Element	Description (Reference)	Unit (Format)	Allowed Range
sat_trans_id	xp_sat_trans_id *	-	Satellite transformation ID.	-	-

### 7.21.4 Output parameters

The output parameters of the `xp_sat_att_get_angles` CFI function are:

*Table 69: Output parameters of xp\_sat\_att\_get\_angles function*

C name	C type	Array Element	Description (Reference)	Unit (Format)	Allowed Range
xp_sat_att_get_angles	long	-	Status flag	-	-
data	xp_angle_model_str	-	Attitude initialization data	-	-

### ***7.21.5 Warnings and errors***

This function does not return any error/warning code. Only the status of the function indicates if the execution was correct or not.

The possible causes of error are:

- The `sat_trans_id` was not initialised.
- The `sat_trans_id` initialisation does not allow the use of this function.

### ***7.21.6 Runtime performances***

Runtime is smaller than CPU clock and it is not possible to perform loops for measuring it.

## 7.22 xp\_sat\_att\_set\_angles

### 7.22.1 Overview

The `xp_sat_att_set_angles` CFI function changes the harmonic data used for the satellite attitude initialization.

### 7.22.2 Calling interface

The calling interface of the `xp_sat_att_set_angles` CFI function is the following (input parameters are underlined):

```
#include <explorer_lib.h>
{
    xp_sat_trans_id sat_trans_id;
    long status;
    xp_angle_model_str data;
    status = xp_sat_att_set_angles (&sat_trans_id,
                                   &data);
}
```

### 7.22.3 Input parameters

The `xp_sat_att_set_angles` CFI function has the following input parameters:

*Table 70: Input parameters of xp\_sat\_att\_set\_angles function*

C name	C type	Array Element	Description (Reference)	Unit (Format)	Allowed Range
sat_trans_id	xp_sat_trans_id *	-	Satellite transformation ID (input / output parameter)	-	-
data	xp_angle_model_str	-	Attitude initialization data	-	-

### 7.22.4 Output parameters

The output parameters of the `xp_sat_att_set_angles` CFI function are:

**Table 71: Output parameters of xp\_sat\_att\_set\_angles function**

C name	C type	Array Element	Description (Reference)	Unit (Format)	Allowed Range
xp_sat_att_set_angles	long	-	Status flag	-	-
sat_trans_id	xp_sat_trans_id*	-	Satellite transformation ID (input / output parameter)	-	-

### **7.22.5 Warnings and errors**

This function does not return any error/warning code. Only the status of the function indicates if the execution was correct or not.

The possible causes of error are:

- The sat\_trans\_id was not initialised.
- The sat\_trans\_id initialisation does not allow the use of this function.

### **7.22.6 Runtime performances**

Runtime is smaller than CPU clock and it is not possible to perform loops for measuring it.

## 7.23 xp\_sat\_att\_get\_matrix

### 7.23.1 Overview

The `xp_sat_att_get_matrix` CFI function returns the matrix data used for the satellite attitude initialization.

### 7.23.2 Calling interface

The calling interface of the `xp_sat_att_get_matrix` CFI function is the following (input parameters are underlined):

```
#include <explorer_lib.h>
{
    xp_sat_trans_id sat_trans_id;
    long status;
    xp_matrix_model_str data;
    status = xp_sat_att_get_matrix (&sat_trans_id,
                                   &data);
}
```

### 7.23.3 Input parameters

The `xp_sat_att_get_matrix` CFI function has the following input parameters:

*Table 72: Input parameters of xp\_sat\_att\_get\_matrix function*

C name	C type	Array Element	Description (Reference)	Unit (Format)	Allowed Range
sat_trans_id	xp_sat_trans_id *	-	Satellite transformation ID.	-	-

### 7.23.4 Output parameters

The output parameters of the `xp_sat_att_get_matrix` CFI function are:

*Table 73: Output parameters of xp\_sat\_att\_get\_matrix function*

C name	C type	Array Element	Description (Reference)	Unit (Format)	Allowed Range
xp_sat_att_get_matrix	long	-	Status flag	-	-
data	xp_matrix_model_str	-	Attitude initialization data	-	-

### ***7.23.5 Warnings and errors***

This function does not return any error/warning code. Only the status of the function indicates if the execution was correct or not.

The possible causes of error are:

- The `sat_trans_id` was not initialised.
- The `sat_trans_id` initialisation does not allow the use of this function.

### ***7.23.6 Runtime performances***

Runtime is smaller than CPU clock and it is not possible to perform loops for measuring it.

## 7.24 xp\_sat\_att\_set\_matrix

### 7.24.1 Overview

The `xp_sat_att_set_matrix` CFI function changes matrix data used for the satellite attitude initialization.

### 7.24.2 Calling interface

The calling interface of the `xp_sat_att_set_matrix` CFI function is the following (input parameters are underlined):

```
#include <explorer_lib.h>
{
    xp_sat_trans_id sat_trans_id;
    long status;
    xp_matrix_model_str data;
    status = xp_sat_att_set_matrix (&sat_trans_id,
                                   &data);
}
```

### 7.24.3 Input parameters

The `xp_sat_att_set_matrix` CFI function has the following input parameters:

**Table 74: Input parameters of xp\_sat\_att\_set\_matrix function**

C name	C type	Array Element	Description (Reference)	Unit (Format)	Allowed Range
sat_trans_id	xp_sat_trans_id *	-	Satellite transformation ID (input / output parameter)	-	-
data	xp_angle_model_str	-	Attitude initialization data	-	-

### 7.24.4 Output parameters

The output parameters of the `xp_sat_att_set_matrix` CFI function are:

**Table 75: Output parameters of xp\_sat\_att\_set\_matrix function**

C name	C type	Array	Description	Unit	Allowed Range
--------	--------	-------	-------------	------	---------------

		Element	(Reference)	(Format)	
xp_sat_att_set_matrix	long	-	Status flag	-	-
sat_trans_id	xp_sat_trans_id *	-	Satellite transformation ID (input / output parameter)	-	-

### **7.24.5 Warnings and errors**

This function does not return any error/warning code. Only the status of the function indicates if the execution was correct or not.

The possible causes of error are:

- The sat\_trans\_id was not initialised.
- The sat\_trans\_id initialisation does not allow the use of this function.

### **7.24.6 Runtime performances**

Runtime is smaller than CPU clock and it is not possible to perform loops for measuring it.



## 7.25 xp\_sat\_att\_get\_harmonic

### 7.25.1 Overview

The `xp_sat_att_get_harmonic` CFI function returns harmonic data used for the satellite attitude initialization.

### 7.25.2 Calling interface

The calling interface of the `xp_sat_att_get_harmonic` CFI function is the following (input parameters are underlined):

```
#include <explorer_lib.h>
{
    xp_sat_trans_id sat_trans_id;
    long status;
    xp_harmonic_model_str data;
    status = xp_sat_att_get_harmonic (&sat_trans_id,
                                     &data);
}
```

### 7.25.3 Input parameters

The `xp_sat_att_get_harmonic` CFI function has the following input parameters:

*Table 76: Input parameters of xp\_sat\_att\_get\_harmonic function*

C name	C type	Array Element	Description (Reference)	Unit (Format)	Allowed Range
sat_trans_id	xp_sat_trans_id *	-	Satellite transformation ID.	-	-

### 7.25.4 Output parameters

The output parameters of the `xp_sat_att_get_harmonic` CFI function are:

*Table 77: Output parameters of xp\_sat\_att\_get\_harmonic function*

C name	C type	Array Element	Description (Reference)	Unit (Format)	Allowed Range
xp_sat_att_get_harmonic	long	-	Status flag	-	-

data	xp_harmonic_m odel_str	-	Attitude initialization data	-	-
------	---------------------------	---	---------------------------------	---	---

### 7.25.5 Warnings and errors

This function does not return any error/warning code. Only the status of the function indicates if the execution was correct or not.

The possible causes of error are:

- The sat\_trans\_id was not initialised.
- The sat\_trans\_id initialisation does not allow the use of this function.

### 7.25.6 Runtime performances

The following runtime performances have been measured.

*Table 78: Runtime performances of xp\_sat\_att\_get\_harmonic function*

Solaris 32-bit. [ms]	Solaris 64 bit. [ms]	Linux 32-bit. [ms]	Linux 64-bit. [ms]
0.0006	0.0002	0.0002	0.0000

## 7.26 xp\_sat\_att\_set\_harmonic

### 7.26.1 Overview

The `xp_sat_att_set_harmonic` CFI function changes the harmonic data used for the satellite attitude initialization.

### 7.26.2 Calling interface

The calling interface of the `xp_sat_att_set_harmonic` CFI function is the following (input parameters are underlined):

```
#include <explorer_lib.h>
{
    xp_sat_trans_id sat_trans_id;
    long status;
    xp_harmonic_model_str data;
    status = xp_sat_att_set_harmonic (&sat_trans_id,
                                     &data);
}
```

### 7.26.3 Input parameters

The `xp_sat_att_set_harmonic` CFI function has the following input parameters:

*Table 79: Input parameters of xp\_sat\_att\_set\_harmonic function*

C name	C type	Array Element	Description (Reference)	Unit (Format)	Allowed Range
sat_trans_id	xp_sat_trans_id *	-	Satellite transformation ID (input / output parameter)	-	-
data	xp_harmonic_model_str	-	Attitude initialization data	-	-

### 7.26.4 Output parameters

The output parameters of the `xp_sat_att_set_harmonic` CFI function are:

**Table 80: Output parameters of xp\_sat\_att\_set\_harmonic function**

C name	C type	Array Element	Description (Reference)	Unit (Format)	Allowed Range
xp_sat_att_set_harmonic	long	-	Status flag	-	-
sat_trans_id	xp_sat_trans_id *	-	Satellite transformation ID (input / output parameter)	-	-

### 7.26.5 Warnings and errors

This function does not return any error/warning code. Only the status of the function indicates if the execution was correct or not.

The possible causes of error are:

- The sat\_trans\_id was not initialised.
- The sat\_trans\_id initialisation does not allow the use of this function.

### 7.26.6 Runtime performances

The following runtime performances have been estimated.

**Table 81: Runtime performances of xp\_sat\_att\_set\_harmonic function**

Solaris 32-bit. [ms]	Solaris 64 bit. [ms]	Linux 32-bit. [ms]	Linux 64-bit. [ms]
0.0004	0.0002	0.0002	0.0000

## 7.27 xp\_sat\_att\_get\_file

### 7.27.1 Overview

The `xp_sat_att_get_file` CFI function returns satellite attitude data from the satellite attitude Id. that was initialized with a file.

### 7.27.2 Calling interface

The calling interface of the `xp_sat_att_get_file` CFI function is the following (input parameters are underlined):

```
#include <explorer_lib.h>
{
    xp_sat_trans_id sat_trans_id;
    long status;
    xp_sat_att_file_model_str data;
    status = xp_sat_att_get_file (&sat_trans_id,
                                &data);
}
```

### 7.27.3 Input parameters

The `xp_sat_att_get_file` CFI function has the following input parameters:

**Table 82: Input parameters of xp\_sat\_att\_get\_file function**

C name	C type	Array Element	Description (Reference)	Unit (Format)	Allowed Range
sat_trans_id	xp_sat_trans_id *	-	Satellite transformation ID.	-	-

### 7.27.4 Output parameters

The output parameters of the `xp_sat_att_get_file` CFI function are:

**Table 83: Output parameters of xp\_sat\_att\_get\_file function**

C name	C type	Array Element	Description (Reference)	Unit (Format)	Allowed Range
xp_sat_att_get_file	long	-	Status flag	-	-
data	xp_sat_att_file_m	-	Attitude initialization	-	-

---

	odel_str		data		
--	----------	--	------	--	--

### ***7.27.5 Warnings and errors***

This function does not return any error/warning code. Only the status of the function indicates if the execution was correct or not.

The possible causes of error are:

- The sat\_trans\_id was not initialised.
- The sat\_trans\_id initialisation does not allow the use of this function.

### ***7.27.6 Runtime performances***

Runtime is smaller than CPU clock and it is not possible to perform loops for measuring it.

## 7.28 xp\_sat\_att\_set\_file

### 7.28.1 Overview

The `xp_sat_att_set_file` CFI function changes the initialization data in the satellite attitude Id. when it was initialised with a file.

### 7.28.2 Calling interface

The calling interface of the `xp_sat_att_set_file` CFI function is the following (input parameters are underlined):

```
#include <explorer_lib.h>
{
    xp_sat_trans_id sat_trans_id;
    long status;
    xp_sat_att_file_model_str data;
    status = xp_sat_att_set_file (&sat_trans_id,
                                &data);
}
```

### 7.28.3 Input parameters

The `xp_sat_att_set_file` CFI function has the following input parameters:

**Table 84: Input parameters of xp\_sat\_att\_set\_file function**

C name	C type	Array Element	Description (Reference)	Unit (Format)	Allowed Range
sat_trans_id	xp_sat_trans_id *	-	Satellite transformation ID (input / output parameter)	-	-
data	xp_sat_att_file_model_str	-	Attitude initialization data	-	-

### 7.28.4 Output parameters

The output parameters of the `xp_sat_att_set_file` CFI function are:

*Table 85: Output parameters of xp\_sat\_att\_set\_file function*

C name	C type	Array Element	Description (Reference)	Unit (Format)	Allowed Range
xp_sat_att_set_file	long	-	Status flag	-	-
sat_trans_id	xp_sat_trans_id *	-	Satellite transformation ID (input / output parameter)	-	-

### **7.28.5 Warnings and errors**

This function does not return any error/warning code. Only the status of the function indicates if the execution was correct or not.

The possible causes of error are:

- The sat\_trans\_id was not initialised.
- The sat\_trans\_id initialisation does not allow the use of this function.

### **7.28.6 Runtime performances**

Runtime is smaller than CPU clock and it is not possible to perform loops for measuring it.



## 7.29 xp\_sat\_att\_get\_quat\_plus\_angle

### 7.29.1 Overview

The `xp_sat_att_get_quat_plus_angle` CFI function returns satellite attitude data from the satellite attitude Id. that was initialized with quaternions and angles.

### 7.29.2 Calling interface

The calling interface of the `xp_sat_att_get_quat_plus_angle` CFI function is the following (input parameters are underlined):

```
#include <explorer_lib.h>
{
    xp_sat_trans_id sat_trans_id;
    long status;
    xp_quat_plus_angle_model_str data;
    status = xp_sat_att_get_quat_plus_angle (&sat_trans_id,
                                             &data);
}
```

### 7.29.3 Input parameters

The `xp_sat_att_get_quat_plus_angle` CFI function has the following input parameters:

*Table 86: Input parameters of xp\_sat\_att\_get\_file function*

C name	C type	Array Element	Description (Reference)	Unit (Format)	Allowed Range
sat_trans_id	xp_sat_trans_id *	-	Satellite transformation ID.	-	-

### 7.29.4 Output parameters

The output parameters of the `xp_sat_att_get_quat_plus_angle` CFI function are:

*Table 87: Output parameters of xp\_sat\_att\_get\_file function*

C name	C type	Array Element	Description (Reference)	Unit (Format)	Allowed Range
xp_sat_att_get_quat_plus_angle	long	-	Status flag	-	-

data	xp_quat_plus_angle_model_str	-	Attitude initialization data	-	-
------	------------------------------	---	------------------------------	---	---

### **7.29.5 Warnings and errors**

This function does not return any error/warning code. Only the status of the function indicates if the execution was correct or not.

The possible causes of error are:

- The sat\_trans\_id was not initialised.
- The sat\_trans\_id initialisation does not allow the use of this function.
- There was an error in the calculation of the angles from the rotation matrix.

### **7.29.6 Runtime performances**

Runtime is smaller than CPU clock and it is not possible to perform loops for measuring it.

## 7.30 xp\_sat\_att\_set\_quat\_plus\_angle

### 7.30.1 Overview

The `xp_sat_att_set_quat_plus_angle` CFI function changes the initialization data in the satellite attitude Id. when it was initialised with quaternions and angles.

### 7.30.2 Calling interface

The calling interface of the `xp_sat_att_set_quat_plus_angle` CFI function is the following (input parameters are underlined):

```
#include <explorer_lib.h>
{
    xp_sat_trans_id sat_trans_id;
    long status;
    xp_quat_plus_angle_model_str data;
    status = xp_sat_att_set_quat_plus_angle (&sat_trans_id,
                                             &data);
}
```

### 7.30.3 Input parameters

The `xp_sat_att_set_quat_plus_angle` CFI function has the following input parameters:

*Table 88: Input parameters of xp\_sat\_att\_set\_quat\_plus\_angle function*

C name	C type	Array Element	Description (Reference)	Unit (Format)	Allowed Range
sat_trans_id	xp_sat_trans_id *	-	Satellite transformation ID (input / output parameter)	-	-
data	xp_quat_plus_angle_model_str	-	Attitude initialization data	-	-

### 7.30.4 Output parameters

The output parameters of the `xp_sat_att_set_quat_plus_angle` CFI function are:

**Table 89: Output parameters of *xp\_sat\_att\_set\_quat\_plus\_angle* function**

C name	C type	Array Element	Description (Reference)	Unit (Format)	Allowed Range
<i>xp_sat_att_set_quat_plus_angle</i>	long	-	Status flag	-	-
<i>sat_trans_id</i>	<i>xp_sat_trans_id</i> *	-	Satellite transformation ID (input / output parameter)	-	-

### **7.30.5 Warnings and errors**

This function does not return any error/warning code. Only the status of the function indicates if the execution was correct or not.

The possible causes of error are:

- The *sat\_trans\_id* was not initialised.
- The *sat\_trans\_id* initialisation does not allow the use of this function.
- There was an error in the calculation of the rotation matrix from angles.

### **7.30.6 Runtime performances**

Runtime is smaller than CPU clock and it is not possible to perform loops for measuring it.

## 7.31 xp\_sat\_att\_get\_quat\_plus\_matrix

### 7.31.1 Overview

The `xp_sat_att_get_quat_plus_matrix` CFI function returns satellite attitude data from the satellite attitude Id. that was initialized with quaternions and a rotation matrix.

### 7.31.2 Calling interface

The calling interface of the `xp_sat_att_get_quat_plus_matrix` CFI function is the following (input parameters are underlined):

```
#include <explorer_lib.h>
{
    xp_sat_trans_id sat_trans_id;
    long status;
    xp_quat_plus_matrix_model_str data;
    status = xp_sat_att_get_quat_plus_matrix (&sat_trans_id,
                                             &data);
}
```

### 7.31.3 Input parameters

The `xp_sat_att_get_quat_plus_matrix` CFI function has the following input parameters:

*Table 90: Input parameters of xp\_sat\_att\_get\_quat\_plus\_matrix function*

C name	C type	Array Element	Description (Reference)	Unit (Format)	Allowed Range
sat_trans_id	xp_sat_trans_id *	-	Satellite transformation ID.	-	-

### 7.31.4 Output parameters

The output parameters of the `xp_sat_att_get_quat_plus_matrix` CFI function are:

*Table 91: Output parameters of xp\_sat\_att\_get\_quat\_plus\_matrix function*

C name	C type	Array Element	Description (Reference)	Unit (Format)	Allowed Range
xp_sat_att_get_quat_plus_matrix	long	-	Status flag	-	-

data	xp_quat_plus_ma trix_model_str	-	Attitude initialization data	-	-
------	-----------------------------------	---	---------------------------------	---	---

### **7.31.5 Warnings and errors**

This function does not return any error/warning code. Only the status of the function indicates if the execution was correct or not.

The possible causes of error are:

- The sat\_trans\_id was not initialised.
- The sat\_trans\_id initialisation does not allow the use of this function.

### **7.31.6 Runtime performances**

Runtime is smaller than CPU clock and it is not possible to perform loops for measuring it.

## 7.32 xp\_sat\_att\_set\_quat\_plus\_matrix

### 7.32.1 Overview

The `xp_sat_att_set_quat_plus_matrix` CFI function changes the initialization data in the satellite attitude Id. when it was initialised with quaternions and a rotation matrix.

### 7.32.2 Calling interface

The calling interface of the `xp_sat_att_set_quat_plus_matrix` CFI function is the following (input parameters are underlined):

```
#include <explorer_lib.h>
{
    xp_sat_trans_id sat_trans_id;
    long status;
    xp_quat_plus_matrix_model_str data;
    status = xp_sat_att_set_quat_plus_matrix (&sat_trans_id,
                                             &data);
}
```

### 7.32.3 Input parameters

The `xp_sat_att_set_quat_plus_matrix` CFI function has the following input parameters:

*Table 92: Input parameters of xp\_sat\_att\_set\_quat\_plus\_matrix function*

C name	C type	Array Element	Description (Reference)	Unit (Format)	Allowed Range
sat_trans_id	xp_sat_trans_id *	-	Satellite transformation ID (input / output parameter)	-	-
data	xp_quat_plus_matrix_model_str	-	Attitude initialization data	-	-

### 7.32.4 Output parameters

The output parameters of the `xp_sat_att_set_quat_plus_matrix` CFI function are:

**Table 93: Output parameters of xp\_sat\_att\_get\_quat\_plus\_matrix function**

C name	C type	Array Element	Description (Reference)	Unit (Format)	Allowed Range
xp_sat_att_set_quat_plus_matrix	long	-	Status flag	-	-
sat_trans_id	xp_sat_trans_id *	-	Satellite transformation ID (input / output parameter)	-	-

### **7.32.5 Warnings and errors**

This function does not return any error/warning code. Only the status of the function indicates if the execution was correct or not.

The possible causes of error are:

- The sat\_trans\_id was not initialised.
- The sat\_trans\_id initialisation does not allow the use of this function.

### **7.32.6 Runtime performances**

Runtime is smaller than CPU clock and it is not possible to perform loops for measuring it.



## 7.33 xp\_instr\_att\_angle\_init

### 7.33.1 Overview

The `xp_instr_att_angle_init` CFI function initialises the instrument attitude mispointing angles for a given satellite and instrument with a user-provided set of values. The initialised values will be stored in the `instr_trans_id` output structure.

### 7.33.2 Calling Interface

The calling interface of the `xp_instr_att_angle_init` CFI function is the following (input parameters are underlined):

```
#include <explorer_pointing.h>
{
    double ang[3], offset[3];
    xp_instr_trans_id instr_trans_id = {NULL};
    long ierr[XP_NUM_ERR_INSTR_ATT_ANGLE_INIT], status;

    status = xp_instr_att_angle_init(ang, offset,
                                     &instr_trans_id, ierr);
}
```

The `XP_NUM_ERR_INSTR_ATT_ANGLE_INIT` constant is defined in the file `explorer_pointing.h`.

### 7.33.3 Input Parameters

The `xp_instr_att_angle_init` CFI function has the following input parameters:

*Table 94: Input parameters of `xp_instr_att_angle_init` function*

C name	C type	Array Element	Description (Reference)	Unit (Format)	Allowed Range
ang	double[3]	[0]	Pitch mispointing angle (Satellite Attitude Frame)	deg	If no better value, assume 0.0
		[1]	Roll mispointing angle (Satellite Attitude Frame)	deg	If no better value, assume 0.0
		[2]	Yaw mispointing angle (Satellite Attitude Frame)	deg	If no better value, assume 0.0
offset	double[3]	all	Instrument Frame Origin position vector (Satellite Attitude Frame)	m	-

### 7.33.4 Output Parameters

The output parameters of the `xp_instr_att_angle_init` CFI function are:

*Table 95: Output parameters of `xp_instr_att_angle_init`*

C name	C type	Array Element	Description (Reference)	Unit (Format)	Allowed Range
instr_trans_id	xp_instr_trans_id*	-	Structure that contains the Instrument Transformation	-	-
ierr	long	-	Error vector	-	-

### 7.33.5 Warnings and Errors

Next table lists the possible error messages that can be returned by the `xp_instr_att_angle_init` CFI function after translating the returned error vector into the equivalent list of error messages by calling the function of the `EO_POINTING` software library `xp_get_msg` (see [GEN\_SUM]).

This table also indicates the type of message returned, i.e. either a warning (WARN) or an error (ERR), the cause of such a message and the impact on the performed calculation.

The table is completed by the error code and value. These error codes can be obtained by translating the error vector returned by the `xp_instr_att_angle_init` function by calling the function of the EO\_POINTING software library `xp_get_code` (see [GEN\_SUM])

**Table 96: Error messages of `xp_instr_att_angle_init` function**

Error type	Error message	Cause and impact	Error code	Error No
ERR	Memory allocation error	No calculation performed	XP_CFI_INSTR_ATT_ANGLE_INIT_MEMORY_ERR	0

### 7.33.6 Runtime Performances

The following runtime performances have been measured.

**Table 97: Runtime performances of `xp_instr_att_angle_init`**

Solaris 32-bit. [ms]	Solaris 64 bit. [ms]	Linux 32-bit. [ms]	Linux 64-bit. [ms]
0.0098	0.0022	0.0028	0.0004

## 7.34 xp\_instr\_att\_matrix\_init

### 7.34.1 Overview

The `xp_instr_att_matrix_init` CFI function initialises the instrument attitude mispointing angles for a given satellite and instrument with a user-provided matrix. The initialised values will be stored in the `instr_trans_id` output structure.

### 7.34.2 Calling Interface

The calling interface of the `xp_instr_att_matrix_init` CFI function is the following (input parameters are underlined):

```
#include <explorer_pointing.h>
{
    double att_matrix[3][3], offset[3];
    xp_instr_trans_id instr_trans_id = {NULL};
    long ierr[XP_NUM_ERR_INSTR_ATT_MATRIX_INIT], status;

    status = xp_instr_att_matrix_init(att_matrix, offset,
                                     &instr_trans_id, ierr);
}
```

The `XP_NUM_ERR_INSTR_ATT_MATRIX_INIT` constant is defined in the file `explorer_pointing.h`.

### 7.34.3 Input Parameters

The `xp_instr_att_matrix_init` CFI function has the following input parameters:

*Table 98: Input parameters of `xp_instr_att_matrix_init` function*

C name	C type	Array Element	Description (Reference)	Unit (Format)	Allowed Range
<code>att_matrix</code>	<code>double[3][3]</code>	all	Mispointing Matrix	-	-
<code>offset</code>	<code>double[3]</code>	all	Instrument Frame Origin position vector (Satellite Attitude Frame)	m	-

### 7.34.4 Output Parameters

The output parameters of the `xp_instr_att_matrix_init` CFI function are:

*Table 99: Output parameters of `xp_instr_att_matrix_init`*

C name	C type	Array Element	Description (Reference)	Unit (Format)	Allowed Range
<code>instr_trans_id</code>	<code>xp_instr_trans_id*</code>	-	Structure that contains the Instrument Transformation	-	-
<code>ierr</code>	<code>long</code>	-	Error vector	-	-

### 7.34.5 Example

TBD

### 7.34.6 Warnings and Errors

Next table lists the possible error messages that can be returned by the `xp_instr_att_matrix_init` CFI function after translating the returned error vector into the equivalent list of error messages by calling the function of the EO\_POINTING software library `xp_get_msg` (see [GEN\_SUM]).

This table also indicates the type of message returned, i.e. either a warning (WARN) or an error (ERR), the cause of such a message and the impact on the performed calculation.

The table is completed by the error code and value. These error codes can be obtained by translating the error vector returned by the `xp_instr_att_matrix_init` function by calling the function of the EO\_POINTING software library `xp_get_code` (see [GEN\_SUM]).

*Table 100: Error messages of xp\_instr\_att\_matrix\_init function*

Error type	Error message	Cause and impact	Error code	Error No
ERR	Memory allocation error	No calculation performed	XP_CFI_INSTR_ATT_MATRIX_INIT_MEMORY_ERR	0

### **7.34.7 Runtime Performances**

The following runtime performances have been measured.

*Table 101: Runtime performances of xp\_instr\_att\_matrix\_init*

Solaris 32-bit. [ms]	Solaris 64 bit. [ms]	Linux 32-bit. [ms]	Linux 64-bit. [ms]
0.02	0.000	0.010	0.000

## 7.35 xp\_instr\_att\_init\_harmonic

### 7.35.1 Overview

The `xp_instr_att_init_harmonic` CFI function initialises the instrument attitude mispointing angles for a given satellite and instrument with a user-provided set of values. The initialised values will be stored in the `instr_trans_id` output structure.

The `xp_attitude` and `xp_change_frame` functions will then compute the values as follows:

$$\begin{aligned}
 \text{attitudeangle} = & \text{bias} + 1\text{stsincoef} \cdot \sin\left(\frac{\text{angle} \cdot 2\pi}{360}\right) + 1\text{stcoscoef} \cdot \cos\left(\frac{\text{angle} \cdot 2\pi}{360}\right) \\
 & + 2\text{ndsincoef} \cdot \sin\left(\frac{2 \cdot \text{angle} \cdot 2\pi}{360}\right) + 2\text{ndcoscoef} \cdot \cos\left(\frac{2 \cdot \text{angle} \cdot 2\pi}{360}\right) \\
 & + 3\text{rdsincoef} \cdot \sin\left(\frac{3 \cdot \text{angle} \cdot 2\pi}{360}\right) + 3\text{rdcoscoef} \cdot \cos\left(\frac{3 \cdot \text{angle} \cdot 2\pi}{360}\right) \\
 & + \dots
 \end{aligned}$$

### 7.35.2 Calling Interface

The calling interface of the `xp_instr_att_init_harmonic` CFI function is the following (input parameters are underlined):

```

#include <explorer_pointing.h>
{
    long angle_type, num_terms[3];
    long harmonic_type_pitch[XP_MAX_NUM_HARMONIC],
        harmonic_type_roll[XP_MAX_NUM_HARMONIC],
        harmonic_type_yaw[XP_MAX_NUM_HARMONIC];
    double harmonic_coef_pitch[XP_MAX_NUM_HARMONIC],
        harmonic_coef_roll[XP_MAX_NUM_HARMONIC],
        harmonic_coef_yaw[XP_MAX_NUM_HARMONIC];
    double offset[3];
    xp_instr_trans_id instr_trans_id = {NULL};
    long ierr[XP_NUM_ERR_INSTR_ATT_INIT_HARMONIC], status;

    status = xp_instr_att_init_harmonic(&angle_type, num_terms,
                                        harmonic_type_pitch,
                                        harmonic_type_roll,
                                        harmonic_type_yaw,

```

```
        harmonic_coef_pitch,  
        harmonic_coef_roll,  
        harmonic_coef_yaw,  
        offset,  
        &instr_trans_id, ierr);  
    }
```

The `XP_NUM_ERR_INSTR_ATT_INIT_HARMONIC` and `XP_MAX_NUM_HARMONIC` constants are defined in the file *explorer\_pointing.h*.



### 7.35.3 Input Parameters

The `xp_instr_att_init_harmonic` CFI function has the following input parameters:

**Table 102: Input parameters of `xp_instr_att_init_harmonic` function**

C name	C type	Array Element	Description (Reference)	Unit (Format)	Allowed Range
<code>angle_type</code>	<code>long *</code>	-	Type of angle	-	XP_ANGLE_TYPE_TRUE_LAT_TOD XP_ANGLE_TYPE_MEAN_LAT_TOD
<code>num_terms[3]</code>	<code>long</code>	[0]	Number of elements used in vectors <code>harmonic_type_pitch</code> and <code>harmonic_coef_pitch</code>	-	$\geq 0$
		[1]	Number of elements used in vectors <code>harmonic_type_roll</code> and <code>harmonic_coef_roll</code>	-	$\geq 0$
		[2]	Number of elements used in vectors <code>harmonic_type_yaw</code> and <code>harmonic_coef_yaw</code>	-	$\geq 0$
<code>harmonic_type_pitch</code>	<code>long[XP_MAX_NUM_HARMONIC]</code>	all	Type of coefficients: =0 for the bias parameter <0 for the sinus coefficients (-n means that corresponds to the sinus coefficient of order n) >0 for the cosinus coefficients (+n means that corresponds to the cosinus coefficient of order n)	-	
<code>harmonic_type_roll</code>	<code>long[XP_MAX_NUM_HARMONIC]</code>	all	Type of coefficients: =0 for the bias parameter <0 for the sinus coefficients (-n means that corresponds to the sinus coefficient of order n) >0 for the cosinus coefficients (+n means that corresponds to the cosinus coefficient of order n)	-	-
<code>harmonic_type_yaw</code>	<code>long[XP_MAX_NUM_HARMONIC]</code>	all	Type of coefficients: =0 for the bias parameter	-	-

	RMONIC]		<0 for the sinus coefficients (-n means that corresponds to the sinus coefficient of order n)  >0 for the cosinus coefficients (+n means that corresponds to the cosinus coefficient of order n)		
harmonic_coef_pitch	double[XP_MAX_NUM_HARMONIC]	all	Bias, sinus and cosinus coefficients for the pitch angle	deg	
harmonic_coef_roll	double[XP_MAX_NUM_HARMONIC]	all	Bias, sinus and cosinus coefficients for the roll angle	deg	
harmonic_coef_yaw	double[XP_MAX_NUM_HARMONIC]	all	Bias, sinus and cosinus coefficients for the yaw angle	deg	
offset	double[3]	all	Instrument Frame Origin position vector (Satellite Attitude Frame)	m	-

It is possible to use enumeration values rather than integer values for some of the input arguments:

- Angle Type: See current document, Table 3.

### 7.35.40 Output Parameters

The output parameters of the `xp_instr_att_init_harmonic` CFI function are:

**Table 103: Output parameters of `xp_instr_att_init_harmonic`**

C name	C type	Array Element	Description (Reference)	Unit (Format)	Allowed Range
instr_trans_id	xp_instr_trans_id*	-	Structure that contains the Instrument Transformation	-	-
ierr	long	-	Error vector	-	-

### 7.35.5 Warnings and Errors

Next table lists the possible error messages that can be returned by the `xp_instr_att_init_harmonic` CFI function after translating the returned error vector into the equivalent list of error messages by calling the function of the EO\_POINTING software library `xp_get_msg` (see [GEN\_SUM]).

This table also indicates the type of message returned, i.e. either a warning (WARN) or an error (ERR), the cause of such a message and the impact on the performed calculation.

The table is completed by the error code and value. These error codes can be obtained by translating the error vector returned by the `xp_instr_att_init_harmonic` function by calling the function of the EO\_POINTING software library `xp_get_code` (see [GEN\_SUM]).

**Table 104: Error messages of `xp_instr_att_init_harmonic` function**

Error type	Error message	Cause and impact	Error code	Error No
ERR	Memory allocation error	No calculation performed	XP_CFI_INSTR_ATT_INIT_HARMONIC_MEMORY_ERR	0

### 7.35.6 Runtime Performances

The following runtime performances have been measured.

**Table 105: Runtime performances of `xp_instr_att_init_harmonic`**

Solaris 32-bit. [ms]	Solaris 64 bit. [ms]	Linux 32-bit. [ms]	Linux 64-bit. [ms]
0.0124	0.0026	0.0032	0.0004

## 7.36 xp\_instr\_att\_init\_file

### 7.36.1 Overview

The `xp_instr_att_init_file` CFI function initialises the instrument attitude mispointing angles for a given satellite reading values from the attitude file(s). The validity time or orbital range for the attitude angles can be specified by the user. The initialised values will be kept in memory and used by other CFI functions.

### 7.36.2 Calling Interface

The calling interface of the `xp_instr_att_init_file` CFI function is the following (input parameters are underlined):

```
#include <explorer_pointing.h>
{
    xl_time_id time_id = {NULL};
    long n_files, time_init_mode, time_ref;
    char **instrument_file;
    double time0, time1;
    double val_time0, val_time1;
    xp_instr_trans_id instr_trans_id = {NULL};
    long ierr[XP_NUM_ERR_INSTR_ATT_INIT_FILE], status;

    status = xp_instr_att_init_file(&time_id,
                                   &n_files, instrument_file,
                                   &time_init_mode, &time_ref, &time0, &time1,
                                   &val_time0, &val_time1, &instr_trans_id, ierr);
}
```

The `XP_NUM_ERR_INSTR_ATT_INIT_FILE` constant is defined in the file `explorer_pointing.h`.

### 7.36.3 Input Parameters

The `xp_instr_att_init_file` CFI function has the following input parameters:

**Table 106: Input parameters of `xp_instr_att_init_file` function**

C name	C type	Array Element	Description (Reference)	Unit (Format)	Allowed Range
<code>time_id</code>	<code>xl_time_id*</code>	-	Structure that contains the time correlations.	-	-
<code>n_files</code>	<code>long *</code>	-	Number of reference data files	-	> 0
<code>instrument_file</code>	<code>char **</code>	-	<p>Filenames of the reference data files. In case multiple files are used, the files should be time ordered.</p> <p>The supported Attitude File format is the Generic Attitude File as described in [D_H_SUM]</p>	-	-
<code>time_init_mode</code>	<code>long *</code>	-	Flag for selecting the time range of the initialisation.	-	Select either: <ul style="list-style-type: none"> <li>· <code>XP_SEL_TIME</code></li> <li>· <code>XP_SEL_FILE</code></li> </ul>
<code>time_ref</code>	<code>long *</code>	-	Time reference ID	-	Complete
<code>time0</code>	<code>double*</code>	-	If: <code>time_init_mode=XP_SEL_TIME</code> Start of the time range defined by [time0,time1]	Decimal days (Processing format)	[-18262.0,36524.0]
<code>time1</code>	<code>double*</code>	-	If: <code>time_init_mode=XP_SEL_TIME</code> End of the time range defined by [time0,time1]	Decimal days (Processing format)	[-18262.0,36524.0] > time0

It is possible to use enumeration values rather than integer values for some of the input arguments:

- Time Reference ID: `time_ref`. See [GEN\_SUM].
- Time Init Mode ID: `time_init_mode`. See current document, Table 3.

### 7.36.4 Output Parameters

The output parameters of the `xp_instr_att_init_file` CFI function are:

**Table 107: Output parameters of `xp_instr_att_init_file`**

C name	C type	Array Element	Description (Reference)	Unit (Format)	Allowed Range
val_time0	double*	-	Validity start time of the initialization	Decimal days (Processing format)	[-18262.0,36524.0]
val_time1	double*	-	Validity end time of the initialization	Decimal days (Processing format)	[-18262.0,36524.0]
instr_trans_id	xp_instr_trans_id*	-	Structure that contains the Instrument Transformation	-	-
ierr	long	-	Error vector	-	-

### 7.36.5 Warnings and Errors

Next table lists the possible error messages that can be returned by the `xp_instr_att_init_file` CFI function after translating the returned error vector into the equivalent list of error messages by calling the function of the EO\_POINTING software library `xp_get_msg` (see [GEN\_SUM]).

This table also indicates the type of message returned, i.e. either a warning (WARN) or an error (ERR), the cause of such a message and the impact on the performed calculation.

The table is completed by the error code and value. These error codes can be obtained by translating the error vector returned by the `xp_instr_att_init_file` function by calling the function of the EO\_POINTING software library `xp_get_code` (see [GEN\_SUM]).

**Table 108: Error messages of `xp_instr_att_init_file` function**

Error type	Error message	Cause and impact	Error code	Error No
ERR	Memory allocation error	No calculation performed	XP_CFI_INSTR_ATT_INIT_FILE_MEMORY_ERR	0
ERR	Wrong input time reference	No calculation performed	XP_CFI_INSTR_ATT_INIT_FILE_WRONG_TIME_REF_ERR	1
ERR	Error opening attitude file: %s	No calculation performed	XP_CFI_INSTR_ATT_INIT_FILE_OPEN_FILES_ERR	2
ERR	Error reading generic attitude files	No calculation performed	XP_CFI_INSTR_ATT_INIT_FILE_READ_ATT_FILES_ERR	3
ERR	Could not perform a time transformation	No calculation performed	XP_CFI_INSTR_ATT_INIT_FILE_TIME_CONV_ERR	4

### **7.36.6 Runtime Performances**

The following runtime performances have been measured.

*Table 109: Runtime performances of xp\_instr\_att\_init\_file*

<b>Solaris 32-bit. [ms]</b>	<b>Solaris 64 bit. [ms]</b>	<b>Linux 32-bit. [ms]</b>	<b>Linux 64-bit. [ms]</b>
2.9	1.5	2.6	0.6

## 7.37 xp\_instr\_att\_close

### 7.37.1 Overview

The `xp_instr_att_close` CFI function cleans up any memory allocation performed by the instrument attitude initialization functions.

### 7.37.2 Calling Interface

The calling interface of the `xp_instr_att_close` CFI function is the following (input parameters are underlined):

```
#include <explorer_pointing.h>
{
    xp_instr_trans_id instr_trans_id = {NULL};
    long ierr[XP_NUM_ERR_INSTR_ATT_CLOSE], status;

    status = xp_instr_att_close(&instr_trans_id, ierr);
}
```

The `XP_NUM_ERR_INSTR_ATT_CLOSE` constant is defined in the file `explorer_pointing.h`.

### 7.37.3 Input Parameters

The `xp_instr_att_close` CFI function has the following input parameters:

**Table 110: Input parameters of `xp_instr_att_close` function**

C name	C type	Array Element	Description (Reference)	Unit (Format)	Allowed Range
<code>instr_trans_id</code>	<code>xp_instr_trans_id*</code>	-	Structure that contains the Instr. Trans.	-	-

### 7.37.4 Output Parameters

The output parameters of the `xp_instr_att_close` CFI function are:



**Table 111: Output parameters of `xp_instr_att_close`**

C name	C type	Array Element	Description (Reference)	Unit (Format)	Allowed Range
ierr	long	-	Error vector	-	-

### 7.37.5 Warnings and Errors

Next table lists the possible error messages that can be returned by the `xp_instr_att_close` CFI function after translating the returned error vector into the equivalent list of error messages by calling the function of the EO\_POINTING software library `xp_get_msg` (see [GEN\_SUM]).

This table also indicates the type of message returned, i.e. either a warning (WARN) or an error (ERR), the cause of such a message and the impact on the performed calculation.

The table is completed by the error code and value. These error codes can be obtained by translating the error vector returned by the `xp_instr_att_close` function by calling the function of the EO\_POINTING software library `xp_get_code` (see [GEN\_SUM]).

**Table 112: Error messages of `xp_instr_att_close` function**

Error type	Error message	Cause and impact	Error code	Error No
ERR	Could not close the Id. as it is not initialized or it is being used	No calculation performed	XP_CFI_INSTR_ATT_CLOS E_WRONG_ID_ERR	0

### 7.37.6 Runtime Performances

Runtime is smaller than CPU clock and it is not possible to perform loops for measuring it.

## 7.38 xp\_instr\_att\_get\_angles

### 7.38.1 Overview

The `xp_instr_att_get_angles` CFI function returns the angle data used for the instrument attitude initialization.

### 7.38.2 Calling interface

The calling interface of the `xp_instr_att_get_angles` CFI function is the following (input parameters are underlined):

```
#include <explorer_lib.h>
{
    xp_instr_trans_id instr_trans_id;
    long status;
    xp_angle_model_str data;
    status = xp_instr_att_get_angles (&instr_trans_id,
                                     &data);
}
```

### 7.38.3 Input parameters

The `xp_instr_att_get_angles` CFI function has the following input parameters:

*Table 113: Input parameters of xp\_instr\_att\_get\_angles function*

C name	C type	Array Element	Description (Reference)	Unit (Format)	Allowed Range
instr_trans_id	xp_instr_trans_id *	-	Instrument transformation ID.	-	-

### 7.38.4 Output parameters

The output parameters of the `xp_instr_att_get_angles` CFI function are:

*Table 114: Output parameters of xp\_instr\_att\_get\_angles function*

C name	C type	Array Element	Description (Reference)	Unit (Format)	Allowed Range
xp_instr_att_get_angles	long	-	Status flag	-	-

---

data	xp_angle_model _str	-	Attitude initialization data	-	-
------	------------------------	---	---------------------------------	---	---

### **7.38.5 Warnings and errors**

This function does not return any error/warning code. Only the status of the function indicates if the execution was correct or not.

The possible causes of error are:

- The instr\_trans\_id was not initialised.
- The instr\_trans\_id initialisation does not allow the use of this function.

### **7.38.6 Runtime performances**

Runtime is smaller than CPU clock and it is not possible to perform loops for measuring it.

## 7.39 xp\_instr\_att\_set\_angles

### 7.39.1 Overview

The `xp_instr_att_set_angles` CFI function changes the harmonic data used for the satellite attitude initialization.

### 7.39.2 Calling interface

The calling interface of the `xp_instr_att_set_angles` CFI function is the following (input parameters are underlined):

```
#include <explorer_lib.h>
{
    xp_instr_trans_id instr_trans_id;
    long status;
    xp_angle_model_str data;
    status = xp_instr_att_set_angles (&instr_trans_id,
                                     &data);
}
```

### 7.39.3 Input parameters

The `xp_instr_att_set_angles` CFI function has the following input parameters:

*Table 115: Input parameters of xp\_instr\_att\_set\_angles function*

C name	C type	Array Element	Description (Reference)	Unit (Format)	Allowed Range
instr_trans_id	xp_instr_trans_id *	-	Instrument transformation ID (input / output parameter)	-	-
data	xp_angle_model_str	-	Attitude initialization data	-	-

### 7.39.4 Output parameters

The output parameters of the `xp_instr_att_set_angles` CFI function are:

**Table 116: Output parameters of xp\_instr\_att\_set\_angles function**

C name	C type	Array Element	Description (Reference)	Unit (Format)	Allowed Range
xp_instr_att_set_angles	long	-	Status flag	-	-
instr_trans_id	xp_instr_trans_id *	-	Instrument transformation ID (input / output parameter)	-	-

### 7.39.5 Warnings and errors

This function does not return any error/warning code. Only the status of the function indicates if the execution was correct or not.

The possible causes of error are:

- The instr\_trans\_id was not initialised.
- The instr\_trans\_id initialisation does not allow the use of this function.

### 7.39.6 Runtime performances

The following runtime performances have been estimated.

**Table 117: Runtime performances of xp\_instr\_att\_set\_angles function**

Solaris 32-bit. [ms]	Solaris 64 bit. [ms]	Linux 32-bit. [ms]	Linux 64-bit. [ms]
0.0002	0.0002	0.0002	0.0000

## 7.40 xp\_instr\_att\_get\_matrix

### 7.40.1 Overview

The `xp_instr_att_get_matrix` CFI function returns the matrix data used for the satellite attitude initialization.

### 7.40.2 Calling interface

The calling interface of the `xp_instr_att_get_matrix` CFI function is the following (input parameters are underlined):

```
#include <explorer_lib.h>
{
    xp_instr_trans_id instr_trans_id;
    long status;
    xp_matrix_model_str data;
    status = xp_instr_att_get_matrix (&instr_trans_id,
                                     &data);
}
```

### 7.40.3 Input parameters

The `xp_instr_att_get_matrix` CFI function has the following input parameters:

*Table 118: Input parameters of xp\_instr\_att\_get\_matrix function*

C name	C type	Array Element	Description (Reference)	Unit (Format)	Allowed Range
instr_trans_id	xp_instr_trans_id *	-	Instrument transformation ID.	-	-

### 7.40.4 Output parameters

The output parameters of the `xp_instr_att_get_matrix` CFI function are:

*Table 119: Output parameters of xp\_instr\_att\_get\_matrix function*

C name	C type	Array Element	Description (Reference)	Unit (Format)	Allowed Range
xp_instr_att_get_matrix	long	-	Status flag	-	-

---

data	xp_matrix_mode l_str	-	Attitude initialization data	-	-
------	-------------------------	---	---------------------------------	---	---

### **7.40.5 Warnings and errors**

This function does not return any error/warning code. Only the status of the function indicates if the execution was correct or not.

The possible causes of error are:

- The instr\_trans\_id was not initialised.
- The instr\_trans\_id initialisation does not allow the use of this function.

### **7.40.6 Runtime performances**

Runtime is smaller than CPU clock and it is not possible to perform loops for measuring it.

## 7.41 xp\_instr\_att\_set\_matrix

### 7.41.1 Overview

The `xp_instr_att_set_matrix` CFI function changes matrix data used for the satellite attitude initialization.

### 7.41.2 Calling interface

The calling interface of the `xp_instr_att_set_matrix` CFI function is the following (input parameters are underlined):

```
#include <explorer_lib.h>
{
    xp_instr_trans_id instr_trans_id;
    long status;
    xp_matrix_model_str data;
    status = xp_instr_att_set_matrix (&instr_trans_id,
                                     &data);
}
```

### 7.41.3 Input parameters

The `xp_instr_att_set_matrix` CFI function has the following input parameters:

*Table 120: Input parameters of xp\_instr\_att\_set\_matrix function*

C name	C type	Array Element	Description (Reference)	Unit (Format)	Allowed Range
instr_trans_id	xp_instr_trans_id*	-	Instrument transformation ID (input / output parameter)	-	-
data	xp_angle_model_str	-	Attitude initialization data	-	-

### 7.41.4 Output parameters

The output parameters of the `xp_instr_att_set_matrix` CFI function are:



**Table 121: Output parameters of xp\_instr\_att\_set\_matrix function**

C name	C type	Array Element	Description (Reference)	Unit (Format)	Allowed Range
xp_instr_att_set_matrix	long	-	Status flag	-	-
instr_trans_id	xp_instr_trans_id *	-	Instrument transformation ID (input / output parameter)	-	-

### **7.41.5 Warnings and errors**

This function does not return any error/warning code. Only the status of the function indicates if the execution was correct or not.

The possible causes of error are:

- The instr\_trans\_id was not initialised.
- The instr\_trans\_id initialisation does not allow the use of this function.

### **7.41.6 Runtime performances**

Runtime is smaller than CPU clock and it is not possible to perform loops for measuring it.

## 7.42 xp\_instr\_att\_get\_harmonic

### 7.42.1 Overview

The `xp_instr_att_get_harmonic` CFI function returns harmonic data used for the satellite attitude initialization.

### 7.42.2 Calling interface

The calling interface of the `xp_instr_att_get_harmonic` CFI function is the following (input parameters are underlined):

```
#include <explorer_lib.h>
{
    xp_instr_trans_id instr_trans_id;
    long status;
    xp_harmonic_model_str data;
    status = xp_instr_att_get_harmonic (&instr_trans_id,
                                        &data);
}
```

### 7.42.3 Input parameters

The `xp_instr_att_get_harmonic` CFI function has the following input parameters:

*Table 122: Input parameters of xp\_instr\_att\_get\_harmonic function*

C name	C type	Array Element	Description (Reference)	Unit (Format)	Allowed Range
<code>instr_trans_id</code>	<code>xp_instr_trans_id*</code>	-	Instrument transformation ID.	-	-

### 7.42.4 Output parameters

The output parameters of the `xp_instr_att_get_harmonic` CFI function are:

*Table 123: Output parameters of xp\_instr\_att\_get\_harmonic function*

C name	C type	Array Element	Description (Reference)	Unit (Format)	Allowed Range
<code>xp_instr_att_get_harmonic</code>	<code>long</code>	-	Status flag	-	-

data	xp_harmonic_m odel_str	-	Attitude initialization data	-	-
------	---------------------------	---	---------------------------------	---	---

### 7.42.5 Warnings and errors

This function does not return any error/warning code. Only the status of the function indicates if the execution was correct or not.

The possible causes of error are:

- The instr\_trans\_id was not initialised.
- The instr\_trans\_id initialisation does not allow the use of this function.

### 7.42.6 Runtime performances

The following runtime performances have been estimated.

*Table 124: Runtime performances of xp\_instr\_att\_get\_harmonic function*

Solaris 32-bit. [ms]	Solaris 64 bit. [ms]	Linux 32-bit. [ms]	Linux 64-bit. [ms]
0.0006	0.0002	0.0002	0.0000

## 7.43 xp\_instr\_att\_set\_harmonic

### 7.43.1 Overview

The `xp_instr_att_set_harmonic` CFI function changes the harmonic data used for the satellite attitude initialization.

### 7.43.2 Calling interface

The calling interface of the `xp_instr_att_set_harmonic` CFI function is the following (input parameters are underlined):

```
#include <explorer_lib.h>
{
    xp_instr_trans_id instr_trans_id;
    long status;
    xp_harmonic_model_str data;
    status = xp_instr_att_set_harmonic (&instr_trans_id,
                                        &data);
}
```

### 7.43.3 Input parameters

The `xp_instr_att_set_harmonic` CFI function has the following input parameters:

*Table 125: Input parameters of xp\_instr\_att\_set\_harmonic function*

C name	C type	Array Element	Description (Reference)	Unit (Format)	Allowed Range
instr_trans_id	xp_instr_trans_id *	-	Instrument transformation ID (input / output parameter)	-	-
data	xp_harmonic_model_str	-	Attitude initialization data	-	-

### 7.43.4 Output parameters

The output parameters of the `xp_instr_att_set_harmonic` CFI function are:

**Table 126: Output parameters of `xp_instr_att_set_harmonic` function**

C name	C type	Array Element	Description (Reference)	Unit (Format)	Allowed Range
<code>xp_instr_att_set_harmonic</code>	long	-	Status flag	-	-
<code>instr_trans_id</code>	<code>xp_instr_trans_id *</code>	-	Instrument transformation ID (input / output parameter)	-	-

### 7.43.5 Warnings and errors

This function does not return any error/warning code. Only the status of the function indicates if the execution was correct or not.

The possible causes of error are:

- The `instr_trans_id` was not initialised.
- The `instr_trans_id` initialisation does not allow the use of this function.

### 7.43.6 Runtime performances

The following runtime performances have been estimated.

**Table 127: Runtime performances of `xp_instr_att_set_harmonic` function**

Solaris 32-bit. [ms]	Solaris 64 bit. [ms]	Linux 32-bit. [ms]	Linux 64-bit. [ms]
0.0004	0.0002	0.0002	0.0000

## 7.44 xp\_instr\_att\_get\_file

### 7.44.1 Overview

The `xp_instr_att_get_file` CFI function returns satellite attitude data from the satellite attitude Id. that was initialized with a file.

### 7.44.2 Calling interface

The calling interface of the `xp_instr_att_get_file` CFI function is the following (input parameters are underlined):

```
#include <explorer_lib.h>
{
    xp_instr_trans_id instr_trans_id;
    long status;
    xp_instr_att_file_model_str data;
    status = xp_instr_att_get_file (&instr_trans_id,
                                   &data);
}
```

### 7.44.3 Input parameters

The `xp_instr_att_get_file` CFI function has the following input parameters:

*Table 128: Input parameters of xp\_instr\_att\_get\_file function*

C name	C type	Array Element	Description (Reference)	Unit (Format)	Allowed Range
instr_trans_id	xp_instr_trans_id*	-	Instrument transformation ID.	-	-

### 7.44.4 Output parameters

The output parameters of the `xp_instr_att_get_file` CFI function are:

*Table 129: Output parameters of xp\_instr\_att\_get\_file function*

C name	C type	Array Element	Description (Reference)	Unit (Format)	Allowed Range
xp_instr_att_get_file	long	-	Status flag	-	-
data	xp_instr_att_file_	-	Attitude initialization	-	-

---

	model_str		data		
--	-----------	--	------	--	--

### ***7.44.5 Warnings and errors***

This function does not return any error/warning code. Only the status of the function indicates if the execution was correct or not.

The possible causes of error are:

- The instr\_trans\_id was not initialised.
- The instr\_trans\_id initialisation does not allow the use of this function.

### ***7.44.6 Runtime performances***

Runtime is smaller than CPU clock and it is not possible to perform loops for measuring it.

## 7.45 xp\_instr\_att\_set\_file

### 7.45.1 Overview

The `xp_instr_att_set_file` CFI function changes the initialization data in the satellite attitude Id. when it was initialised with a file.

### 7.45.2 Calling interface

The calling interface of the `xp_instr_att_set_file` CFI function is the following (input parameters are underlined):

```
#include <explorer_lib.h>
{
    xp_instr_trans_id instr_trans_id;
    long status;
    xp_instr_att_file_model_str data;
    status = xp_instr_att_set_file (&instr_trans_id,
                                   &data);
}
```

### 7.45.3 Input parameters

The `xp_instr_att_set_file` CFI function has the following input parameters:

*Table 130: Input parameters of xp\_instr\_att\_set\_file function*

C name	C type	Array Element	Description (Reference)	Unit (Format)	Allowed Range
instr_trans_id	xp_instr_trans_id*	-	Instrument transformation ID (input / output parameter)	-	-
data	xp_instr_att_file_model_str	-	Attitude initialization data	-	-

### 7.45.4 Output parameters

The output parameters of the `xp_instr_att_set_file` CFI function are:



**Table 131: Output parameters of `xp_instr_att_set_file` function**

C name	C type	Array Element	Description (Reference)	Unit (Format)	Allowed Range
<code>xp_instr_att_set_file</code>	long	-	Status flag	-	-
<code>instr_trans_id</code>	<code>xp_instr_trans_id *</code>	-	Instrument transformation ID (input / output parameter)	-	-

### **7.45.5 Warnings and errors**

This function does not return any error/warning code. Only the status of the function indicates if the execution was correct or not.

The possible causes of error are:

- The `instr_trans_id` was not initialised.
- The `instr_trans_id` initialisation does not allow the use of this function.

### **7.45.6 Runtime performances**

Runtime is smaller than CPU clock and it is not possible to perform loops for measuring it.

## 7.46 xp\_set\_az\_el\_definition

### 7.46.1 Overview

The `xp_set_az_el_definition` function sets an user-defined azimuth/elevation in a satellite nominal attitude id, satellite attitude id or instrument attitude id.

### 7.46.2 Calling interface

The calling interface of the `xp_set_az_el_definition` CFI function is the following (input parameters are underlined):

```
#include <explorer_lib.h>
{
    void *att_frame_id;
    xl_az_el_definition azel_def;
    long ierr[XP_NUM_ERR_SET_AZ_EL_DEFINITION];
    status = xp_set_az_el_definition (att_frame_id,
                                     &azel_def,
                                     ierr);
}
```

### 7.46.3 Input parameters

The `xp_set_az_el_definition` CFI function has the following input parameters:

**Table 132: Input parameters of xp\_instr\_att\_set\_file function**

C name	C type	Array Element	Description (Reference)	Unit (Format)	Allowed Range
att_frame_id	void*	-	Attitude where the definition will be inserted.	-	It must be a Satellite Nominal id (xp_sat_nom_trans_id*), satellite attitude id (xp_sat_trans_id*) or instrument attitude id (xp_instr_trans_id*).
azel_def	xl_az_el_definition	-	Azimuth/elevation definition	-	-

### 7.46.4 Output parameters

The output parameters of the `xp_set_az_el_definition` CFI function are:

*Table 133: Output parameters of xp\_instr\_att\_set\_file function*

C name	C type	Array Element	Description (Reference)	Unit (Format)	Allowed Range
ierr	long	-	Error vector	-	-

### 7.46.5 Warnings and errors

This function returns error if the input id is not initialized, it is not of the correct type, or there is a problem with the azimuth/elevation definition introduced by the user. In Table 134 are summarized the possible errors.

*Table 134: Error messages of xp\_set\_az\_el\_definition function*

Error type	Error message	Cause and impact	Error code	Error No
ERR	Argument ID is not initialized.	No calculation performed	XP_CFI_SET_AZ_EL_DEFINITION_ID_NOT_INITIALIZE_D_ERR	0
ERR	Argument ID is not a satellite nominal, satellite or instrument attitude ID.	No calculation performed	XP_CFI_SET_AZ_EL_DEFINITION_NOT_ATTITUDE_ID_ERR	1
ERR	Azimuth axis are not perpendicular.	No calculation performed	XP_CFI_SET_AZ_EL_DEFINITION_NOT_PERPENDICULAR_AZIMUTH_AXIS_ERR	2
ERR	Elevation axis not perpendicular to azimuth plane.	No calculation performed	XP_CFI_SET_AZ_EL_DEFINITION_NOT_PERPENDICULAR_ELEVATION_AXIS_ERR	3

### 7.46.6 Runtime performances

Runtime is smaller than CPU clock and it is not possible to perform loops for measuring it.

## 7.47 xp\_run\_init

### 7.47.1 Overview

The `xp_run_init` CFI function adds to the `run_id` the `sat_nom_trans_id`, `sat_trans_id`, `instr_trans_id`, `atmos_id` and `dem_id`.

### 7.47.2 Calling interface

The calling interface of the `xp_run_init` CFI function is the following:

```
#include <explorer_pointing.h>
{
    long run_id;
    xp_sat_nom_trans_id sat_nom_trans_id = {NULL};
    xp_sat_trans_id     sat_trans_id = {NULL};
    xp_instr_trans_id   instr_trans_id = {NULL};
    xp_atmos_id         atmos_id = {NULL};
    xp_dem_id           dem_id = {NULL};
    long ierr[XP_NUM_ERR_RUN_INIT], status;
    status = xp_run_init (&run_id, &sat_nom_trans_id,
                        &sat_trans_id, &instr_trans_id,
                        &atmos_id, &dem_id,
                        ierr);
}
```

### 7.47.3 Input parameters

The `xp_run_init` CFI function has the following input parameters:

*Table 135: Input parameters of `xp_run_init` function*

C name	C type	Array Element	Description (Reference)	Unit (Format)	Allowed Range
<code>run_id</code>	<code>long *</code>	-	Run ID	-	$\geq 0$
<code>sat_nom_trans_id</code>	<code>xp_sat_nom_trans_id*</code>	-	Structure that contains the Sat. Nom. Trans.	-	-
<code>sat_trans_id</code>	<code>xp_sat_trans_id*</code>	-	Structure that contains the Sat. Trans.	-	-
<code>instr_trans_id</code>	<code>xp_instr_trans_id*</code>	-	Structure that contains the Instr. Trans.	-	-
<code>atmos_id</code>	<code>xp_atmos_id*</code>	-	Structure that contains the atmosphere initialisation.	-	-
<code>dem_id</code>	<code>xp_dem_id*</code>	-	Structure that contains the DEM initialisation.	-	-

### 7.47.4 Output parameters

The output parameters of the `xp_run_init` CFI function are:

*Table 136: Output parameters of `xp_run_init` function*

C name	C type	Array Element	Description (Reference)	Unit (Format)	Allowed Range
<code>xp_run_init</code>	<code>long</code>	-	Status flag	-	-
<code>run_id</code>	<code>long *</code>	-	Run ID	-	$\geq 0$
<code>ierr</code>	<code>long</code>	-	Error vector	-	-

### 7.47.5 Warnings and errors

Next table lists the possible error messages that can be returned by the `xp_run_init` CFI function after translating the returned extended status flag into the equivalent list of error messages by calling the function of the EO\_POINTING software library `xp_get_msg` (see [GEN\_SUM]).

This table also indicates the type of message returned, i.e. either a warning (WARN) or an error (ERR), the cause of such a message and the impact on the performed calculation.

The table is completed by the error code and value. These error codes can be obtained translating the extended status flag returned by the `xp_run_init` function by calling the function of the EO\_POINTING software library `xp_get_code` (see [GEN\_SUM]).

**Table 137: Error messages of `xl_run_init` function**

Error type	Error message	Cause and impact	Error code	Error No
ERR	Wrong input <code>run_id</code> . It is not correctly initialized	No calculation performed	XP_CFI_RUN_INIT_STATUS_ERR	0
ERR	Memory allocation error	No calculation performed	XP_CFI_RUN_INIT_MEMORY_ERR	1
ERR	Incompatible input <code>Ids</code>	No calculation performed	XP_CFI_RUN_INIT_INCONSISTENCY_ERR	2

### 7.47.6 Runtime performances

Runtime is smaller than CPU clock and it is not possible to perform loops for measuring it.

## 7.48 xp\_run\_get\_ids

### 7.48.1 Overview

The `xp_run_get_ids` CFI function returns the *ids* being used..

### 7.48.2 Calling interface

The calling interface of the `xp_run_get_ids` CFI function is the following:

```
#include <explorer_pointing.h>
{
    long run_id;
    xp_sat_nom_trans_id sat_nom_trans_id = {NULL};
    xp_sat_trans_id      sat_trans_id = {NULL};
    xp_instr_trans_id    instr_trans_id = {NULL};
    xp_atmos_id          atmos_id = {NULL};
    xp_dem_id            dem_id = {NULL};
    xp_run_get_ids (&run_id,
                  &sat_nom_trans_id,
                  &sat_trans_id,
                  &instr_trans_id,
                  &atmos_id,
                  &dem_id);
}
```

### 7.48.3 Input parameters

The `xp_run_get_ids` CFI function has the following input parameters:

*Table 138: Input parameters of `xp_run_get_ids` function*

C name	C type	Array Element	Description (Reference)	Unit (Format)	Allowed Range
<code>run_id</code>	<code>long *</code>	-	Run ID	-	$\geq 0$

### 7.48.4 Output parameters

The output parameters of the `xp_run_get_ids` CFI function are:

*Table 139: Output parameters of `xp_run_get_ids` function*

C name	C type	Array Element	Description (Reference)	Unit (Format)	Allowed Range
<code>xl_run_get_ids</code>	<code>void</code>	-	-	-	-
<code>sat_nom_trans_id</code>	<code>xp_sat_nom_trans_id*</code>	-	Structure that contains the Sat. Nom. Trans.	-	-
<code>sat_trans_id</code>	<code>xp_sat_trans_id*</code>	-	Structure that contains the Sat. Trans.	-	-
<code>instr_trans_id</code>	<code>xp_instr_trans_id*</code>	-	Structure that contains the Instr. Trans.	-	-
<code>atmos_id</code>	<code>xp_atmos_id*</code>	-	Structure that contains the atmosphere initialisation.	-	-
<code>dem_id</code>	<code>xp_dem_id*</code>	-	Structure that contains the DEM initialisation.	-	-

### 7.48.5 Warnings and errors

TBW



### ***7.48.6 Runtime performances***

Runtime is smaller than CPU clock and it is not possible to perform loops for measuring it.

## 7.49 xp\_run\_close

### 7.49.1 Overview

The `xp_run_close` CFI function cleans up any memory allocation performed by the initialization functions.

### 7.49.2 Calling interface

The calling interface of the `xp_run_close` CFI function is the following:

```
#include <explorer_pointing.h>
{
    long run_id;
    xp_run_close (&run_id);
}
```

### 7.49.3 Input parameters

The `xp_run_close` CFI function has the following input parameters:

*Table 140: Input parameters of xp\_run\_close function*

C name	C type	Array Element	Description (Reference)	Unit (Format)	Allowed Range
run_id	long *	-	Run ID	-	>=0

### 7.49.4 Output parameters

The output parameters of the `xp_run_close` CFI function are:

*Table 141: Output parameters of xp\_run\_close function*

C name	C type	Array Element	Description (Reference)	Unit (Format)	Allowed Range
xp_run_close	void	-	-	-	-

### 7.49.5 Warnings and errors

This function does not return errors nor warnings.

### ***7.49.6 Runtime performances***

Runtime is smaller than CPU clock and it is not possible to perform loops for measuring it.

## 7.50 `xp_attitude_init`

### 7.50.1 Overview

The `xp_attitude_init` CFI function creates an empty *attitude Id*.

### 7.50.2 Calling Interface

The calling interface of the `xp_attitude_init` CFI function is the following (input parameters are underlined):

```
#include <explorer_pointing.h>
{
    xp_attitude_id attitude_id = {NULL};
    long ierr[XP_NUM_ERR_ATTITUDE_INIT], status;

    status = xp_attitude_init(&attitude_id, ierr);
}
```

The `XP_NUM_ERR_ATTITUDE_INIT` constant is defined in the file *explorer\_pointing.h*.

### 7.50.3 Input Parameters

The `xp_attitude_init` CFI function has no input parameters.

### 7.50.4 Output Parameters

The output parameters of the `xp_attitude_init` CFI function are:

*Table 142: Output parameters of `xp_attitude_init`*

C name	C type	Array Element	Description (Reference)	Unit (Format)	Allowed Range
<code>attitude_id</code>	<code>xp_attitude_id*</code>	-	Structure that contains the Attitude.	-	-
<code>ierr</code>	<code>long</code>	-	Error vector	-	-

### 7.50.5 Warnings and Errors

Next table lists the possible error messages that can be returned by the `xp_attitude_init` CFI function after translating the returned error vector into the equivalent list of error messages by calling the function of the EO\_POINTING software library `xp_get_msg` (see [GEN\_SUM]).

This table also indicates the type of message returned, i.e. either a warning (WARN) or an error (ERR), the cause of such a message and the impact on the performed calculation.

The table is completed by the error code and value. These error codes can be obtained by translating the error vector returned by the `xp_attitude_init` function by calling the function of the EO\_POINTING software library `xp_get_code` (see [GEN\_SUM]).

*Table 143: Error messages of `xp_attitude_init` function*

Error type	Error message	Cause and impact	Error code	Error No
ERR	Memory allocation error	No calculation performed	XP_CFI_ATTITUDE_INIT_MEMORY_ERR	0

### 7.50.6 Runtime Performances

The following runtime performances have been measured.

*Table 144: Runtime performances of xp\_attitude\_init*

Solaris 32-bit. [ms]	Solaris 64 bit. [ms]	Linux 32-bit. [ms]	Linux 64-bit. [ms]
0.0344	0.0112	0.0106	0.0018

## 7.51 xp\_attitude\_compute

### 7.51.1 Overview

The `xp_attitude_compute` CFI function calculates the Attitude Frame for a given S/C state vector.

### 7.51.2 Calling interface

The calling interface of the `xp_attitude_compute` CFI function is the following (input parameters are underlined):

```
#include <explorer_pointing.h>
{
    xl_model_id          model_id = {NULL};
    xl_time_id           time_id  = {NULL};
    xp_sat_nom_trans_id sat_nom_trans_id = {NULL};
    xp_sat_trans_id      sat_trans_id = {NULL};
    xp_instr_trans_id    instr_trans_id = {NULL};
    xp_attitude_id       attitude_id = {NULL};
    long time_ref, target_frame;
    double time, pos[3], vel[3], acc[3];
    long ierr[XP_NUM_ERR_ATTITUDE_COMPUTE];

    status =xp_attitude_compute(&model_id, &time_id,
                                &sat_nom_trans_id,
                                &sat_trans_id,
                                &instr_trans_id,
                                &attitude_id,
                                /* input/output */
                                &time_ref, &time, pos, vel, acc,
                                &target_frame,
                                ierr);

    /* Or, using the run_id */
    long run_id;

    status = xp_attitude_compute_run(&run_id,
                                     &attitude_id,
                                     /* input/output */
                                     &time_ref, &time, pos, vel, acc,
                                     &target_frame,
                                     ierr);
}
```

}

The `XP_NUM_ERR_ATTITUDE_COMPUTE` constant is defined in the file *explorer\_pointing.h*.

### 7.51.3 Input parameters

The `xp_attitude_compute` CFI function has the following input parameters:

**Table 145: Input parameters of `xp_attitude_compute` function**

C name	C type	Array Element	Description (Reference)	Unit (Format)	Allowed Range
<code>model_id</code>	<code>xl_model_id*</code>	-	Model ID.	-	-
<code>time_id</code>	<code>xl_time_id*</code>	-	Structure that contains the time correlations.	-	-
<code>sat_nom_trans_id</code>	<code>xp_sat_nom_trans_id*</code>	-	Structure that contains the Sat. Nom. Trans.	-	-
<code>sat_trans_id</code>	<code>xp_sat_trans_id*</code>	-	Structure that contains the Sat. Trans.	-	-
<code>instr_trans_id</code>	<code>xp_instr_trans_id*</code>	-	Structure that contains the Instr. Trans.	-	-
<code>attitude_id</code>	<code>xp_attitude_id*</code>	-	Structure that contains the Attitude (input/output)	-	-
<code>time_ref</code>	<code>long *</code>	-	Time reference ID	-	Complete
<code>time</code>	<code>double</code>	-	Time in Processing Format	Decimal days, MJD2000	[-18262.0,36524.0]
<code>pos[3]</code>	<code>double</code>	all	Satellite position vector (Earth Fixed CS)	m	-
<code>vel[3]</code>	<code>double</code>	all	Satellite velocity vector (Earth Fixed CS)	m/s	-
<code>acc[3]</code>	<code>double</code>	all	Satellite acceleration vector (Earth Fixed CS)	m/s <sup>2</sup>	-
<code>target_frame</code>	<code>long *</code>	-	Attitude FrameID	-	Complete

It is possible to use enumeration values rather than integer values for some of the input arguments:

- Time Reference ID: `time_ref`. See [GEN\_SUM].
- Attitude Frame ID: `attitude_frame_id`. See current document, Table 3.



## 7.51.4 Output parameters

The output parameters of the `xp_attitude_compute` CFI function are:

**Table 146: Output parameters of `xp_attitude_compute` function**

C name	C type	Array Element	Description (Reference)	Unit (Format)	Allowed Range
<code>attitude_id</code>	<code>xp_attitude_id*</code>	-	Structure that contains the Attitude. (input/output)	-	-
<code>ierr</code>	<code>long</code>	-	Error vector	-	-

## 7.51.5 Warnings and errors

Next table lists the possible error messages that can be returned by the `xp_attitude_compute` CFI function after translating the returned extended status flag into the equivalent list of error messages by calling the function of the EO\_POINTING software library `xl_get_msg` (see [GEN\_SUM]).

This table also indicates the type of message returned, i.e. either a warning (WARN) or an error (ERR), the cause of such a message and the impact on the performed calculation.

The table is completed by the error code and value. These error codes can be obtained translating the extended status flag returned by the `xp_attitude_compute` function by calling the function of the EO\_POINTING software library `xl_get_code` (see [GEN\_SUM]).

**Table 147: Error messages of `xp_attitude_compute` function**

Error type	Error message	Cause and impact	Error code	Error No
ERR	Time Id. not initialized	No calculation performed	XP_CFI_ATTITUDE_COMPUTE_TIME_STATUS_ERR	0
ERR	Instrument Trans. Id. not initialized	No calculation performed	XP_CFI_ATTITUDE_COMPUTE_INSTR_TRANS_STATUS_ERR	1
ERR	Satellite Att. Trans. not initialized	No calculation performed	XP_CFI_ATTITUDE_COMPUTE_SAT_TRANS_STATUS_ERR	2
ERR	Satellite Nom. Trans not initialized	No calculation performed	XP_CFI_ATTITUDE_COMPUTE_SAT_NOM_TRANS_STATUS_ERR	3
ERR	Attitude Id. not initialized	No calculation performed	XP_CFI_ATTITUDE_COMPUTE_ATTITUDE_STATUS_ERR	4
ERR	Wrong input time reference	No calculation performed	XP_CFI_ATTITUDE_COMPUTE_WRONG_TIME	5

			_REF_ERR	
ERR	Attitude Id is being used by another Id.	No calculation performed	XP_CFI_ATTITUDE_COMPUTE_BEING_USED_ERR	6
ERR	Could not compute orbit reference frame	No calculation performed	XP_CFI_ATTITUDE_COMPUTE_ORB_REF_ERR	7
ERR	Could not calculate AOCS parametes	No calculation performed	XP_CFI_ATTITUDE_COMPUTE_AOCS_CALC_ERR	8
ERR	Could not compute Sat. Nom. Trans frame	No calculation performed	XP_CFI_ATTITUDE_COMPUTE_SAT_NOM_TRANS_ERR	9
ERR	"Could not calculate the true latitude"	No calculation performed	XP_CFI_ATTITUDE_COMPUTE_TRUE_LAT_ERR	10
ERR	Could not calculate harmonic angles	No calculation performed	XP_CFI_ATTITUDE_COMPUTE_HARMONIC_CALC_ERR	11
ERR	Could not compute Sat. Trans. frame	No calculation performed	XP_CFI_ATTITUDE_COMPUTE_SAT_TRANS_ERR	12
ERR	Error computing direction cosine matrix from Sat. Att. to BJ2000	No calculation performed	XP_CFI_ATTITUDE_COMPUTE_ATT_TO_J2000_ERR	13
ERR	Could not compute Instrument Trans. frame	No calculation performed	XP_CFI_ATTITUDE_COMPUTE_INSTR_TRANS_ERR	14
ERR	Memory allocation error	No calculation performed	XP_CFI_ATTITUDE_COMPUTE_MEMORY_ERR	15

### 7.51.6 Runtime performances

The following runtime performances have been measured.

**Table 148: Runtime performances of xp\_attitude\_compute function**

Solaris 32-bit. [ms]	Solaris 64 bit. [ms]	Linux 32-bit. [ms]	Linux 64-bit. [ms]
0.249	0.065	0.09	0.013

## 7.52 xp\_attitude\_user\_set

### 7.52.1 Overview

The `xp_attitude_user_set` CFI function assigns a user defined Attitude Frame to the *attitude Id*.

### 7.52.2 Calling interface

The calling interface of the `xp_attitude_user_set` CFI function is the following (input parameters are underlined):

```
#include <explorer_pointing.h>
{
    xl_model_id          model_id = {NULL};
    xl_time_id           time_id  = {NULL};
    xp_attitude_id      attitude_id = {NULL};
    long time_ref, target_frame;
    double time, pos[3], vel[3], acc[3];
    double matrix[3][3];
    double matrix_rate[3][3];
    double matrix_rate_rate[3][3];
    double offset[3],;
    long ierr[XP_NUM_ERR_ATTITUDE_USER_SET];

    long xp_attitude_user_set(&model_id, &time_id,
                             &attitude_id,
                             /* input / output */
                             &time_ref, &time, pos, vel, acc,
                             &target_frame,
                             matrix, matrix_rate, matrix_rate_rate,
                             offset,
                             ierr);

    /* Or, using the run_id */
    long run_id;

    long xp_attitude_user_set_run(&run_id,
                                  &attitude_id,
                                  /* input / output */
                                  &time_ref, &time, pos, vel, acc,
                                  &target_frame,
                                  matrix, matrix_rate, matrix_rate_rate,
                                  offset, ierr);
}
```

}

The `XP_NUM_ERR_ATTITUDE_USER_SET` constant is defined in the file *explorer\_pointing.h*.

### 7.52.3 Input parameters

The `xp_attitude_user_set` CFI function has the following input parameters:

**Table 149: Input parameters of `xp_attitude_user_set` function**

C name	C type	Array Element	Description (Reference)	Unit (Format)	Allowed Range
<code>model_id</code>	<code>xl_model_id*</code>	-	Model ID	-	-
<code>time_id</code>	<code>xl_time_id*</code>	-	Structure that contains the time correlations.	-	-
<code>attitude_id</code>	<code>xp_attitude_id*</code>	-	Structure that contains the Attitude (input/output)	-	-
<code>time_ref</code>	<code>long *</code>	-	Time reference ID	-	Complete
<code>time</code>	<code>double</code>	-	Time in Processing Format	Decimal days, MJD2000	[-18262.0,36524.0]
<code>pos[3]</code>	<code>double</code>	all	Satellite position vector (Earth Fixed CS)	m	-
<code>vel[3]</code>	<code>double</code>	all	Satellite velocity vector (Earth Fixed CS)	m/s	-
<code>acc[3]</code>	<code>double</code>	all	Satellite acceleration vector (Earth Fixed CS)	m/s <sup>2</sup>	-
<code>target_frame</code>	<code>long *</code>	-	Attitude FrameID	-	Complete
<code>matrix[3][3]</code>	<code>double</code>	all	Matrix representing the transformation from ToD to <code>target_frame</code>	-	-
<code>matrix_rate [3][3]</code>	<code>double</code>	all	Matrix representing the transformation rate from ToD to <code>target_frame</code>	-	-
<code>matrix_rate_rate [3][3]</code>	<code>double</code>	all	Matrix representing the transformation rate rate from ToD to <code>target_frame</code>	-	-
<code>offset[3]</code>	<code>double</code>	all	Offset in the reference frame origin	m	-

It is possible to use enumeration values rather than integer values for some of the input arguments:

- Time Reference ID: `time_ref`. See [GEN\_SUM].

- Attitude Frame ID: attitude\_frame\_id. See current document, Table 3.

### 7.52.4 Output parameters

The output parameters of the `xp_attitude_user_set` CFI function are:

**Table 150: Output parameters of xp\_attitude\_user\_set function**

C name	C type	Array Element	Description (Reference)	Unit (Format)	Allowed Range
attitude_id	xp_attitude_id*	-	Structure that contains the Attitude. (input/output)	-	-
ierr	long	-	Error vector	-	-

### 7.52.5 Warnings and errors

Next table lists the possible error messages that can be returned by the `xp_attitude_user_set` CFI function after translating the returned extended status flag into the equivalent list of error messages by calling the function of the EO\_POINTING software library `xl_get_msg` (see [GEN\_SUM]).

This table also indicates the type of message returned, i.e. either a warning (WARN) or an error (ERR), the cause of such a message and the impact on the performed calculation.

The table is completed by the error code and value. These error codes can be obtained translating the extended status flag returned by the `xp_attitude_user_set` function by calling the function of the EO\_POINTING software library `xl_get_code` (see [GEN\_SUM]).

**Table 151: Error messages of xp\_attitude\_user\_set function**

Error type	Error message	Cause and impact	Error code	Error No
ERR	Time Id. not initialized	No calculation performed	XP_CFI_ATTITUDE_US ER_SET_TIME_STATUS _ERR	0
ERR	Wrong input target frame	No calculation performed	XP_CFI_ATTITUDE_US ER_SET_WRONG_TAR GET_FRAME_ERR	1
ERR	Attitude Id. not initialized	No calculation performed	XP_CFI_ATTITUDE_US ER_SET_ATTITUDE_ST ATUS_ERR	2
ERR	Attitude Id is being used by another Id	No calculation performed	XP_CFI_ATTITUDE_US ER_SET_BEING_USED_ ERR	3
ERR	Could not compute orbit reference frame	No calculation performed	XP_CFI_ATTITUDE_US ER_SET_ORB_REF_ERR	4

ERR	Memory allocation error	No calculation performed	XP_CFI_ATTITUDE_US ER_SET_MEMORY_ERR	5
-----	-------------------------	--------------------------	---	---

### 7.52.6 Runtime performances

The following runtime performances have been measured.

*Table 152: Runtime performances of xp\_attitude\_user\_set function*

Solaris 32-bit. [ms]	Solaris 64 bit. [ms]	Linux 32-bit. [ms]	Linux 64-bit. [ms]
TBD	TBD	TBD	TBD

## 7.53 xp\_attitude\_close

### 7.53.1 Overview

The `xp_attitude_close` CFI function cleans up any memory allocation performed by the Attitude functions.

### 7.53.2 Calling Interface

The calling interface of the `xp_attitude_close` CFI function is the following (input parameters are underlined):

```
#include <explorer_pointing.h>
{
    xp_attitude_id attitude_id = {NULL};
    long ierr[XP_NUM_ERR_ATTITUDE_CLOSE], status;

    status = xp_attitude_close(&attitude_id, ierr);
}
```

The `XP_NUM_ERR_ATTITUDE_CLOSE` constant is defined in the file *explorer\_pointing.h*.

### 7.53.3 Input Parameters

The `xp_attitude_close` CFI function has the following input parameters:

*Table 153: Input parameters of xp\_attitude\_close function*

C name	C type	Array Element	Description (Reference)	Unit (Format)	Allowed Range
attitude_id	xp_attitude_id *	-	Structure that contains the Attitude.	-	-

### 7.53.4 Output Parameters

The output parameters of the `xp_attitude_close` CFI function are:

*Table 154: Output parameters of xp\_attitude\_close*

C name	C type	Array Element	Description (Reference)	Unit (Format)	Allowed Range
ierr	long	-	Error vector	-	-

### 7.53.5 Warnings and Errors

Next table lists the possible error messages that can be returned by the `xp_attitude_close` CFI function after translating the returned error vector into the equivalent list of error messages by calling the function of the EO\_POINTING software library `xp_get_msg` (see [GEN\_SUM]).

This table also indicates the type of message returned, i.e. either a warning (WARN) or an error (ERR), the cause of such a message and the impact on the performed calculation.

The table is completed by the error code and value. These error codes can be obtained by translating the error vector returned by the `xp_attitude_close` function by calling the function of the EO\_POINTING software library `xp_get_code` (see [GEN\_SUM]).

*Table 155: Error messages of xp\_attitude\_close function*

Error type	Error message	Cause and impact	Error code	Error No
ERR	Could not close Attitude Id. The Attitude Id. is not initialized or it is being used	No calculation performed	XP_CFI_ATTITUDE_CLOSE_WRONG_ID_ERR	0



### ***7.53.6 Runtime Performances***

Runtime is smaller than CPU clock and it is not possible to perform loops for measuring it.

## 7.54 xp\_attitude\_get\_id\_data

### 7.54.1 Overview

The `xp_attitude_get_id_data` CFI function returns attitude initialization data.

### 7.54.2 Calling interface

The calling interface of the `xp_attitude_get_id_data` CFI function is the following (input parameters are underlined):

```
#include <explorer_lib.h>
{
    xp_attitude_id attitude_id;
    long status;
    xp_attitude_id_data data;
    status = xp_attitude_get_id_data (&attitude_id,
                                     &data);
}
```

### 7.54.3 Input parameters

The `xp_attitude_get_id_data` CFI function has the following input parameters:

*Table 156: Input parameters of xp\_attitude\_get\_id\_data function*

C name	C type	Array Element	Description (Reference)	Unit (Format)	Allowed Range
attitude_id	xp_attitude_id *	-	Structure that contains the Attitude.	-	-

### 7.54.4 Output parameters

The output parameters of the `xp_attitude_get_id_data` CFI function are:

*Table 157: Output parameters of xp\_attitude\_get\_id\_data function*

C name	C type	Array Element	Description (Reference)	Unit (Format)	Allowed Range
xp_attitude_get_id_data	long	-	Status flag	-	-
data	xp_attitude_id_d	-	Attitude initialization	-	-

	ata		data		
--	-----	--	------	--	--

### 7.54.5 Warnings and errors

This function does not return any error/warning code. Only the status of the function indicates if the execution was correct or not.

The possible causes of error are:

- The attitude\_id was not initialised.
- The attitude\_id initialisation does not allow the use of this function.

### 7.54.6 Runtime performances

The following runtime performances have been estimated.

*Table 158: Runtime performances of xp\_attitude\_get\_id\_data function*

Solaris 32-bit. [ms]	Solaris 64 bit. [ms]	Linux 32-bit. [ms]	Linux 64-bit. [ms]
0.001	0.001	0.000	0.000

## 7.55 xp\_attitude\_set\_id\_data

### 7.55.1 Overview

The `xp_attitude_set_id_data` CFI function changes the harmonic data used for the satellite attitude initialization.

### 7.55.2 Calling interface

The calling interface of the `xp_attitude_set_id_data` CFI function is the following (input parameters are underlined):

```
#include <explorer_lib.h>
{
    xp_attitude_id attitude_id;
    long status;
    xp_attitude_id_data data;
    status = xp_attitude_set_id_data (&attitude_id,
                                     &data);
}
```

### 7.55.3 Input parameters

The `xp_attitude_set_id_data` CFI function has the following input parameters:

*Table 159: Input parameters of xp\_attitude\_set\_id\_data function*

C name	C type	Array Element	Description (Reference)	Unit (Format)	Allowed Range
attitude_id	xp_attitude_id *	-	Structure that contains the Attitude (input / output parameter)	-	-
data	xp_attitude_id_data	-	Attitude initialization data	-	-

### 7.55.4 Output parameters

The output parameters of the `xp_attitude_set_id_data` CFI function are:

**Table 160: Output parameters of xp\_attitude\_set\_id\_data function**

C name	C type	Array Element	Description (Reference)	Unit (Format)	Allowed Range
xp_attitude_set_id_data	long	-	Status flag	-	-
attitude_id	xp_attitude_id *	-	Structure that contains the Attitude.  (input / output parameter)	-	-

### **7.55.5 Warnings and errors**

This function does not return any error/warning code. Only the status of the function indicates if the execution was correct or not.

The possible causes of error are:

- The attitude\_id was not initialised.
- The attitude\_id initialisation does not allow the use of this function.

### **7.55.6 Runtime performances**

Runtime is smaller than CPU clock and it is not possible to perform loops for measuring it.

## 7.56 xp\_attitude\_get\_model\_id

### 7.56.1 Overview

The `xp_attitude_get_model_id` CFI function retrieves the model ID from the input attitude ID.

### 7.56.2 Calling interface

The calling interface of the `xp_attitude_get_model_id` CFI function is the following (input parameters are underlined>):

```
#include <explorer_lib.h>
{
    xp_attitude_id attitude_id = {NULL};
    xl_model_id model_id;
    model_id = xp_attitude_get_model_id (&attitude_id);
}
```

### 7.56.3 Input parameters

The `xp_attitude_get_model_id` CFI function has the following input parameters:

*Table 161: Input parameters of xp\_attitude\_get\_model\_id function*

C name	C type	Array Element	Description (Reference)	Unit (Format)	Allowed Range
attitude_id	xp_attitude_id *	-	Structure that contains the attitude	-	-

### 7.56.4 Output parameters

The output parameters of the `xp_attitude_get_model_id` CFI function are:

*Table 162: Output parameters of xp\_attitude\_get\_model\_id function*

C name	C type	Array Element	Description (Reference)	Unit (Format)	Allowed Range
xp_attitude_get_model_id	long	-	Status flag	-	-

### 7.56.5 Warnings and errors

This function does not return any error/warning code. If there is an error, then the returned model ID will be set to NULL (no initialised)

The possible causes of error are:

- The attitude\_id was not initialised.

### ***7.56.6 Runtime performances***

Runtime is smaller than CPU clock and it is not possible to perform loops for measuring it.

## 7.57 xp\_change\_frame

### 7.57.1 Overview

The `xp_change_frame` CFI function changes the coordinate or attitude frame of a location or direction by keeping the location or direction in inertial space identical. Both all coordinate frames and all attitude frames are supported. When changing the frame for a location, the difference in origin of the frames is taken into account. While when changing the frame for a direction, the target is assumed to be at infinity.

### 7.57.2 Calling interface

The calling interface of the `xp_change_frame` CFI function is the following (input parameters are underlined):

```
#include <explorer_pointing.h>
{
    xl_model_id model_id = {NULL};
    long sat_id, mode_flag, frame_flag_in, frame_id_in,
        frame_flag_out, frame_id_out, time_ref;
    xl_time_id time_id = {NULL};
    xp_sat_nom_trans_id sat_nom_trans_id = {NULL};
    xp_sat_trans_id sat_trans_id = {NULL};
    xp_instr_trans_id instr_trans_id = {NULL};
    double time;
    double pos[3], vel[3], acc[3];
    long deriv;
    double vec_in[3], vec_rate_in[3], vec_rate_rate_in[3];
    double vec_out[3], vec_rate_out[3], vec_rate_rate_out[3];
    long ierr[XP_NUM_ERR_CHANGE_FRAME], status;
    status = xp_change_frame (&sat_id, &model_id,
        &time_id,
        &sat_nom_trans_id,
        &sat_trans_id,
        &instr_trans_id,
        &mode_flag,
        &frame_flag_in, &frame_id_in,
        &frame_flag_out, &frame_id_out,
        &time_ref, &time,
        pos, vel, acc, &deriv,
        vec_in, vec_rate_in, vec_rate_rate_in,
        vec_out, vec_rate_out, vec_rate_rate_out,
        ierr);
}
```



```
/* Or, using the run_id */  
long run_id;  
  
status = xp_change_frame_run (&run_id,  
                             &mode_flag,  
                             &frame_flag_in, &frame_id_in,  
                             &frame_flag_out, &frame_id_out,  
                             &time_ref, &time,  
                             pos, vel, acc, &deriv,  
                             vec_in, vec_rate_in, vec_rate_rate_in,  
                             vec_out, vec_rate_out, vec_rate_rate_out,  
                             ierr);  
  
}
```

The `XP_NUM_ERR_CHANGE_FRAME` constant is defined in the file *explorer\_pointing.h*.

### 7.57.3 Input parameters

The `xp_change_frame` CFI function has the following input parameters:

*Table 163: Input parameters of `xp_change_frame` function*

C name	C type	Array Element	Description (Reference)	Unit (Format)	Allowed Range
<code>sat_id</code>	<code>long *</code>	-	Satellite ID	-	Complete
<code>model_id</code>	<code>xl_model_id*</code>	-	Model ID	-	-
<code>time_id</code>	<code>xl_time_id*</code>	-	Structure that contains the time correlations.	-	-
<code>sat_nom_trans_id</code>	<code>xp_sat_nom_trans_id*</code>	-	Structure that contains the Sat. Nom. Trans.	-	-
<code>sat_trans_id</code>	<code>xp_sat_trans_id*</code>	-	Structure that contains the Sat. Trans.	-	-
<code>instr_trans_id</code>	<code>xp_instr_trans_id*</code>	-	Structure that contains the Instr. Trans.	-	-
<code>mode_flag</code>	<code>long *</code>	-	Selection of location or direction calculus		Complete
<code>frame_flag_in</code>	<code>long *</code>	-	Selection of Coordinate or Attitude Frame on input		Complete
<code>frame_id_in</code>	<code>long *</code>		Coordinate Frame id or Attitude Frame id on input		Complete
<code>frame_flag_out</code>	<code>long *</code>	-	Selection of Coordinate or Attitude Frame on output		Complete
<code>frame_id_out</code>	<code>long *</code>		Coordinate Frame id or Attitude Frame id on output		Complete
<code>time_ref</code>	<code>long *</code>	-	Time reference ID	-	Complete
<code>time</code>	<code>double</code>	-	Time in Processing Format	Decimal days, MJD2000	[-18262.0,36524.0]
<code>pos[3]</code>	<code>double</code>	all	Satellite position vector (Earth Fixed CS)	m	-
<code>vel[3]</code>	<code>double</code>	all	Satellite velocity vector (Earth Fixed CS)	m/s	-
<code>acc[3]</code>	<code>double</code>	all	Satellite acceleration vector (Earth Fixed CS)	m/s <sup>2</sup>	-
<code>deriv</code>	<code>long *</code>	-	Derivative ID	-	Allowed values: (0) XP_NO_DER (1) XP_DER_1ST

					(2) XP_DER_2ND
vec_in[3]	double	all	Position (direction) vector (Frame in)	m or -	-
vec_rate_in[3]	double	all	Velocity (direction) vector (Frame in)	m/s or 1/s	-
vec_rate_rate_in[3]	double	all	Acceleration (direction) vector (Frame in)	m/s <sup>2</sup> or 1/s <sup>2</sup>	-

It is possible to use enumeration values rather than integer values for some of the input arguments:

- Time Reference ID: time\_ref. See [GEN\_SUM].
- Selection of location or direction calculus: mode\_flag. See current document, Table 3.
- Selection of Coordinate or Attitude Frame: frame\_flag. See current document, Table 3.

### 7.57.4 Output parameters

The output parameters of the `xp_change_frame` CFI function are

*Table 164: Output parameters of xp\_change\_frame function*

C name	C type	Array Element	Description (Reference)	Unit (Format)	Allowed Range
vec_out[3]	double	all	Position (direction) vector (Frame out)	m or -	-
vec_rate_out[3]	double	all	Velocity (direction) vector (Frame out)	m/s or 1/s	-
vec_rate_rate_out[3]	double	all	Acceleration (direction) vector (Frame out)	m/s <sup>2</sup> or 1/s <sup>2</sup>	-
ierr	long	-	Error vector	-	-

### 7.57.5 Warnings and errors

Next table lists the possible error messages that can be returned by the `xp_change_frame` CFI function after translating the returned extended status flag into the equivalent list of error messages by calling the function of the EO\_POINTING software library `xp_get_msg` (see [GEN\_SUM]).

This table also indicates the type of message returned, i.e. either a warning (WARN) or an error (ERR), the cause of such a message and the impact on the performed calculation.

The table is completed by the error code and value. These error codes can be obtained translating the extended status flag returned by the **xp\_change\_frame** function by calling the function of the EO\_POINTING software library **xp\_get\_code** (see [GEN\_SUM]).

**Table 165: Error messages of xp\_change\_frame function**

Error type	Error message	Cause and impact	Error code	Error No
ERR	Could not initialize the attitude	No calculation performed	XP_CHANGE_FRAME_ATTITUDE_INIT_ERR	0
ERR	Frame input flag is not correct	No calculation performed	XP_CHANGE_FRAME_INPUT_FRAME_ERR	1
ERR	Frame output flag is not correct	No calculation performed	XP_CHANGE_FRAME_OUTPUT_FRAME_ERR	2
ERR	Error calling xl_change_cart_cs	No calculation performed	XP_CHANGE_FRAME_CHANGE_CART_CS_ERR	3
ERR	Could not compute the attitude	No calculation performed	XP_CHANGE_FRAME_ATTITUDE_COMP_ERR	4
ERR	The Attitude Id could not be closed	No calculation performed	XP_CHANGE_FRAME_ATTITUDE_CLOSE_ERR	5

### 7.57.6 Runtime performances

The following runtime performances have been measured.

Two runtime figures are provided, one with fixed inputs, i.e. the function has been called several times with the same position, velocity and acceleration vectors, but modifying the other input parameters; and a second one with random inputs, i.e all the inputs have been modified from call to call and the average time has been taken.

**Table 166: Runtime performances of xp\_change\_frame function**

Solaris 32-bit. [ms]	Solaris 64 bit. [ms]	Linux 32-bit. [ms]	Linux 64-bit. [ms]
0.333	0.088	0.117	0.018

## 7.58 xp\_atmos\_init

### 7.58.1 Overview

The `xp_atmos_init` CFI function initialises the atmospheric model for a given satellite. The initialised values will be stored in the `atmos_id` output structure.

### 7.58.2 Calling Interface

The calling interface of the `xp_atmos_init` CFI function is the following (input parameters are underlined):

```
#include <explorer_pointing.h>
{
    long atmos_mode, atmos_model;
    char atmos_file[XL_MAX_STR];
    xp_atmos_id atmos_id = {NULL};
    long ierr[XP_NUM_ERR_ATMOS_INIT], status;

    status = xp_atmos_init(&atmos_mode, &atmos_model, atmos_file,
                          &atmos_id, ierr);
}
```

The `XP_NUM_ERR_ATMOS_INIT` constant is defined in the file `explorer_pointing.h`.

### 7.58.3 Input Parameters

The `xp_atmos_init` CFI function has the following input parameters:

*Table 167: Input parameters of `xp_atmos_init` function*

C name	C type	Array Element	Description (Reference)	Unit (Format)	Allowed Range
<code>atmos_mode</code>	<code>long *</code>	-	Atmosphere initialization mode	-	Complete
<code>atmos_model</code>	<code>long *</code>	-	Atmospheric model (to be used when the <code>XP_COMPLEX_INIT</code> mode is selected)	-	Complete
<code>atmos_file</code>	<code>char[]</code>	-	File used for atmosphere initialization	-	Complete

It is possible to use enumeration values rather than integer values for some of the input arguments:

- Atmosphere Initialization Mode: `atmos_mode`. See current document, Table 3 .
- Atmosphere Model: `atmos_model`. See current document, Table 3 .

### 7.58.4 Output Parameters

The output parameters of the `xp_atmos_init` CFI function are:

*Table 168: Output parameters of `xp_atmos_init`*

C name	C type	Array Element	Description (Reference)	Unit (Format)	Allowed Range
<code>atmos_id</code>	<code>xp_atmos_id*</code>	-	Structure that contains the atmosphere initialisation.	-	-
<code>ierr</code>	<code>long</code>	-	Error vector	-	-

### 7.58.5 Warnings and Errors

Next table lists the possible error messages that can be returned by the `xp_atmos_init` CFI function after translating the returned error vector into the equivalent list of error messages by calling the function of the `EO_POINTING` software library `xp_get_msg` (see [GEN\_SUM]).

This table also indicates the type of message returned, i.e. either a warning (WARN) or an error (ERR), the cause of such a message and the impact on the performed calculation.

The table is completed by the error code and value. These error codes can be obtained by translating the error vector returned by the `xp_atmos_init` function by calling the function of the EO\_POINTING software library `xp_get_code` (see [GEN\_SUM]).

**Table 169: Error messages of `xp_atmos_init` function**

Error type	Error message	Cause and impact	Error code	Error No
ERR	Atmosphere Mode ID is not correct	No calculation performed	XP_CFI_ATMOS_INIT_MODE_ID_ERR	0
ERR	Atmosphere Model ID is not correct	No calculation performed	XP_CFI_ATMOS_INIT_MODEL_ID_ERR	1
ERR	Atmosphere initialization file could not be opened	No calculation performed	XP_CFI_ATMOS_INIT_FILE_NOT_OPEN_ERR	2
ERR	Unable to store atmosphere initialization file (not enough memory)	No calculation performed	XP_CFI_ATMOS_INIT_MEMORY_ERR	3
ERR	Error while reading atmosphere initialization file	No calculation performed	XP_CFI_ATMOS_INIT_FILE_READING_ERR	4

### 7.58.6 Runtime Performances

The following runtime performances have been measured.

**Table 170: Runtime performances of `xp_atmos_init`**

Solaris 32-bit. [ms]	Solaris 64 bit. [ms]	Linux 32-bit. [ms]	Linux 64-bit. [ms]
17.6	4.18	6.5	0.74

## 7.59 xp\_atmos\_close

### 7.59.1 Overview

The `xp_atmos_close` CFI function cleans up any memory allocation performed by the `xp_atmos_init` functions.

### 7.59.2 Calling Interface

The calling interface of the `xp_atmos_close` CFI function is the following (input parameters are underlined):

```
#include <explorer_pointing.h>
{
    xp_atmos_id atmos_id = {NULL};
    long ierr[XP_NUM_ERR_ATMOS_CLOSE], status;

    status = xp_atmos_close(&atmos_id, ierr);
}
```

The `XP_NUM_ERR_ATMOS_CLOSE` constant is defined in the file *explorer\_pointing.h*.



### 7.59.3 Input Parameters

The `xp_atmos_close` CFI function has the following input parameters:

*Table 171: Input parameters of `xp_atmos_close` function*

C name	C type	Array Element	Description (Reference)	Unit (Format)	Allowed Range
atmos_id	xp_atmos_id*	-	Structure that contains the atmosphere initialisation.	-	-

### 7.59.4 Output Parameters

The output parameters of the `xp_atmos_close` CFI function are:

*Table 172: Output parameters of `xp_atmos_close`*

C name	C type	Array Element	Description (Reference)	Unit (Format)	Allowed Range
ierr	long	-	Error vector	-	-

### 7.59.5 Warnings and Errors

Next table lists the possible error messages that can be returned by the `xp_atmos_close` CFI function after translating the returned error vector into the equivalent list of error messages by calling the function of the EO\_POINTING software library `xp_get_msg` (see [GEN\_SUM]).

This table also indicates the type of message returned, i.e. either a warning (WARN) or an error (ERR), the cause of such a message and the impact on the performed calculation.

The table is completed by the error code and value. These error codes can be obtained by translating the error vector returned by the `xp_atmos_close` function by calling the function of the EO\_POINTING software library `xp_get_code` (see [GEN\_SUM]).

*Table 173: Error messages of `xp_atmos_close` function*

Error type	Error message	Cause and impact	Error code	Error No
ERR	Could not close the Atmos. Id. as it is not initialized or it is being used	No calculation performed	XP_CFI_ATMOS_CLOSE_WRONG_ID_ERR	0

### ***7.59.6 Runtime Performances***

Runtime is smaller than CPU clock and it is not possible to perform loops for measuring it.

## 7.60 xp\_atmos\_get\_id\_data

### 7.60.1 Overview

The `xp_atmos_get_id_data` CFI function returns atmospheric initialization data.

### 7.60.2 Calling interface

The calling interface of the `xp_atmos_get_id_data` CFI function is the following (input parameters are underlined):

```
#include <explorer_lib.h>
{
    xp_atmos_id atmos_id;
    long status;
    xp_atmos_id_data data;
    status = xp_atmos_get_id_data (&atmos_id, &data);
}
```

### 7.60.3 Input parameters

The `xp_atmos_get_id_data` CFI function has the following input parameters:

*Table 174: Input parameters of xp\_atmos\_get\_id\_data function*

C name	C type	Array Element	Description (Reference)	Unit (Format)	Allowed Range
atmos_id	xp_atmos_id *	-	Atmospheric Id.	-	-

### 7.60.4 Output parameters

The output parameters of the `xp_atmos_get_id_data` CFI function are:

*Table 175: Output parameters of xp\_atmos\_get\_id\_data function*

C name	C type	Array Element	Description (Reference)	Unit (Format)	Allowed Range
xp_atmos_get_id_data	long	-	Status flag	-	-
data	xp_atmos_id_data	-	Atmospheric initialization data	-	-

### ***7.60.5 Warnings and errors***

This function does not return any error/warning code. Only the status of the function indicates if the execution was correct or not.

The possible causes of error are:

- The `atmos_id` was not initialised.

### ***7.60.6 Runtime performances***

Runtime is smaller than CPU clock and it is not possible to perform loops for measuring it.

## 7.61 xp\_dem\_init

### 7.61.1 Overview

The `xp_dem_init` CFI function initializes the digital elevation model (DEM). The DEM is initialized using the DEM configuration file (see [D\_H\_SUM]) which contains some characteristics that can be configured. Note however that the DEM version (1 or 2) is automatically detected (See [MCD] for further details about the DEM models).

Finally the initialisation values will be stored in the `dem_id` output structure.

### 7.61.2 Calling Interface

The calling interface of the `xp_dem_init` CFI function is the following (input parameters are underlined):

```
#include <explorer_pointing.h>
{
    long mode, model;
    char dem_file[XL_MAX_STR];
    xp_dem_id dem_id = {NULL};
    long ierr[XP_NUM_ERR_DEM_INIT], status;

    status = xp_dem_init(&mode, &model, dem_file, &dem_id, ierr);
}
```

The `XP_NUM_ERR_DEM_INIT` constant is defined in the file `explorer_pointing.h`.

### 7.61.3 Input Parameters

The `xp_dem_init` CFI function has the following input parameters:

*Table 176: Input parameters of `xp_dem_init` function*

C name	C type	Array Element	Description (Reference)	Unit (Format)	Allowed Range
mode	long *	-	Digital Elevation Model initialization mode	-	Complete
model	long *	-	Digital Elevation Model initialization model (dummy in current implementation)	-	Complete
dem_file	char[]	-	File used for DEM initialization (See DEM Configuration file in [D_H_SUM])	-	Complete

It is possible to use enumeration values rather than integer values for some of the input arguments:

- DEM Initialization Mode: mode. See current document, Table 3.

### 7.61.4 Output Parameters

The output parameters of the `xp_dem_init` CFI function are:

*Table 177: Output parameters of `xp_dem_init`*

C name	C type	Array Element	Description (Reference)	Unit (Format)	Allowed Range
dem_id	xp_dem_id*	-	Structure that contains the DEM initialisation.	-	-
ierr	long	-	Error vector	-	-

### 7.61.5 Warnings and Errors

Next table lists the possible error messages that can be returned by the `xp_dem_init` CFI function after translating the returned error vector into the equivalent list of error messages by calling the function of the EO\_POINTING software library `xp_get_msg` (see [GEN\_SUM]).

This table also indicates the type of message returned, i.e. either a warning (WARN) or an error (ERR), the cause of such a message and the impact on the performed calculation.

The table is completed by the error code and value. These error codes can be obtained by translating the error vector returned by the `xp_dem_init` function by calling the function of the EO\_POINTING software library `xp_get_code` (see [GEN\_SUM])

**Table 178: Error messages of `xp_dem_init` function**

Error type	Error message	Cause and impact	Error code	Error No
ERR	DEM Mode ID is not correct	No calculation performed	XP_CFI_DEM_INIT_MODE_ID_ERR	0
ERR	DEM Model ID is not correct	No calculation performed	XP_CFI_DEM_INIT_MODEL_ID_ERR	1
ERR	DEM initialization file could not be opened	No calculation performed	XP_CFI_DEM_INIT_FILE_NOT_OPEN_ERR	2
ERR	Unable to store DEM initialization file (not enough memory)	No calculation performed	XP_CFI_DEM_INIT_MEMORY_ERR	3
ERR	Error while reading DEM initialization file	No calculation performed	XP_CFI_DEM_INIT_FILE_READING_ERR	4

### 7.61.6 Runtime Performances

The following runtime performances have been measured. The runtime has been measured for a loop of calls to `xp_dem_init` and `xp_dem_close`.

**Table 179: Runtime performances of `xp_dem_init+xp_dem_close`**

Solaris 32-bit. [ms]	Solaris 64 bit. [ms]	Linux 32-bit. [ms]	Linux 64-bit. [ms]
4.8	3.1	8.2	5.0

## 7.62 xp\_dem\_close

### 7.62.1 Overview

The `xp_dem_close` CFI function cleans up any memory allocation performed by the `xp_dem_init` functions.

### 7.62.2 Calling Interface

The calling interface of the `xp_dem_close` CFI function is the following (input parameters are underlined):

```
#include <explorer_pointing.h>
{
    xp_dem_id dem_id = {NULL};
    long ierr[XP_NUM_ERR_DEM_CLOSE], status;

    status = xp_dem_close(&dem_id, ierr);
}
```

The `XP_NUM_ERR_DEM_CLOSE` constant is defined in the file `explorer_pointing.h`.

### 7.62.3 Input Parameters

The `xp_dem_close` CFI function has the following input parameters:

**Table 180: Input parameters of `xp_dem_close` function**

C name	C type	Array Element	Description (Reference)	Unit (Format)	Allowed Range
dem_id	xp_dem_id*	-	Structure that contains the DEM initialisation.	-	-

### 7.62.4 Output Parameters

The output parameters of the `xp_dem_close` CFI function are:



**Table 181: Output parameters of `xp_dem_close`**

C name	C type	Array Element	Description (Reference)	Unit (Format)	Allowed Range
ierr	long	-	Error vector	-	-

### 7.62.5 Warnings and Errors

Next table lists the possible error messages that can be returned by the `xp_dem_close` CFI function after translating the returned error vector into the equivalent list of error messages by calling the function of the EO\_POINTING software library `xp_get_msg` (see [GEN\_SUM]).

This table also indicates the type of message returned, i.e. either a warning (WARN) or an error (ERR), the cause of such a message and the impact on the performed calculation.

The table is completed by the error code and value. These error codes can be obtained by translating the error vector returned by the `xp_dem_close` function by calling the function of the EO\_POINTING software library `xp_get_code` (see [GEN\_SUM]).

**Table 182: Error messages of `xp_dem_close` function**

Error type	Error message	Cause and impact	Error code	Error No
ERR	Could not close the Dem. Id. as it is not initialized or it is being used	No calculation performed	XP_CFI_DEM_CLOSE_WRONG_ID_ERR	0

### 7.62.6 Runtime Performances

The runtime performances for `xp_dem_close` has been measured together with `xp_dem_init`. See Table 144 for further details.

## 7.63 xp\_dem\_compute

### 7.63.1 Overview

The `xp_dem_compute` CFI function compute the altitude over the see level for a point in the Earth. The altitude is calculated from the altitudes read from a digital elevation model (DEM).

### 7.63.2 Calling Interface

The calling interface of the `xp_dem_compute` CFI function is the following (input parameters are underlined):

```
#include <explorer_pointing.h>
{
    xl_model_id model_id = {NULL};
    xp_dem_id   dem_id   = {NULL};
    long ierr[XP_NUM_ERR_DEM_COMPUTE], status;
    double lon, lat, alt;
    status = xp_dem_compute(&model_id, &dem_id,
                           &lon, &lat,
                           &alt, ierr);
}
```

The `XP_NUM_ERR_DEM_COMPUTE` constant is defined in the file *explorer\_pointing.h*.

### 7.63.3 Input Parameters

The `xp_dem_compute` CFI function has the following input parameters:

*Table 183: Input parameters of `xp_dem_compute` function*

C name	C type	Array Element	Description (Reference)	Unit (Format)	Allowed Range
<code>model_id</code>	<code>xl_model_id*</code>	-	Model ID	-	-
<code>dem_id</code>	<code>xp_dem_id*</code>	-	Structure that contains the DEM initialisation.	-	-
<code>lon</code>	<code>double</code>	-	Input longitude	degrees	[0, 360)
<code>lat</code>	<code>double</code>	-	Input latitude	degrees	[-90, 90]

### 7.63.4 Output Parameters

The output parameters of the `xp_dem_compute` CFI function are:

*Table 184: Output parameters of `xp_dem_compute`*

C name	C type	Array Element	Description (Reference)	Unit (Format)	Allowed Range
<code>alt</code>	<code>double</code>	-	Altitude	meters	-
<code>ierr</code>	<code>long</code>	-	Error vector	-	-

### 7.63.5 Warnings and Errors

Next table lists the possible error messages that can be returned by the `xp_dem_compute` CFI function after translating the returned error vector into the equivalent list of error messages by calling the function of the EO\_POINTING software library `xp_get_msg` (see [GEN\_SUM]).

This table also indicates the type of message returned, i.e. either a warning (WARN) or an error (ERR), the cause of such a message and the impact on the performed calculation.

The table is completed by the error code and value. These error codes can be obtained by translating the error vector returned by the `xp_dem_compute` function by calling the function of the EO\_POINTING software library `xp_get_code` (see [GEN\_SUM]).

**Table 185: Error messages of xp\_dem\_compute function**

Error type	Error message	Cause and impact	Error code	Error No
ERR	Error getting cell altitude	No calculation performed	XP_CFI_DEM_COMPUTE_GET_CELL_ERR	0

### **7.63.6 Runtime Performances**

The following runtime performances have been measured.

**Table 186: Runtime performances of xp\_dem\_compute**

Solaris 32-bit. [ms]	Solaris 64 bit. [ms]	Linux 32-bit. [ms]	Linux 64-bit. [ms]
1.0	0.5	1.5	2.0

## 7.64 xp\_dem\_get\_id\_data

### 7.64.1 Overview

The `xp_dem_get_id_data` CFI function returns DEM initialization data.

### 7.64.2 Calling interface

The calling interface of the `xp_dem_get_id_data` CFI function is the following (input parameters are underlined):

```
#include <explorer_lib.h>
{
    xp_dem_id dem_id;
    long status;
    xp_dem_id_data data;
    status = xp_dem_get_id_data (&u>dem_id, &data);
}
```

### 7.64.3 Input parameters

The `xp_dem_get_id_data` CFI function has the following input parameters:

*Table 187: Input parameters of xp\_dem\_get\_id\_data function*

C name	C type	Array Element	Description (Reference)	Unit (Format)	Allowed Range
dem_id	xp_dem_id *	-	Structure that contains the DEM initialisation.	-	-

### 7.64.4 Output parameters

The output parameters of the `xp_dem_get_id_data` CFI function are:

*Table 188: Output parameters of xp\_dem\_get\_id\_data function*

C name	C type	Array Element	Description (Reference)	Unit (Format)	Allowed Range
xp_dem_get_id_data	long	-	Status flag	-	-
data	xp_dem_id_data	-	DEM initialization data	-	-

### **7.64.5 Warnings and errors**

This function does not return any error/warning code. Only the status of the function indicates if the execution was correct or not.

The possible causes of error are:

- The dem\_id was not initialised.

### **7.64.6 Runtime performances**

The following runtime performances have been estimated.

*Table 189: Runtime performances of xp\_dem\_get\_id\_data function*

Ultra Sparc II-400 [ms]
TBD

## 7.65 xp\_target\_inter

### 7.65.1 Overview

The `xp_target_inter` CFI function computes the first or the second intersection point of the line of sight from the satellite (defined by an elevation and an azimuth angle expressed in the selected Attitude Frame) with a surface located at a certain geodetic altitude over the Earth.

### 7.65.2 Calling Interface

The calling interface of the `xp_target_inter` CFI function is the following (input parameters are underlined):

```
#include <explorer_pointing.h>
{
    long          sat_id;
    xp_attitude_id attitude_id = {NULL};
    xp_atmos_id   atmos_id = {NULL};
    xp_dem_id     dem_id = {NULL};
    xp_target_id  target_id = {NULL};
    long deriv, inter_flag, iray;
    double los_az, los_el, geod_alt, los_az_rate, los_el_rate, freq;
    long ierr[XP_NUM_ERR_TARGET_INTER], status, num_user_target,
        num_los_target;

    status = xp_target_inter(&sat_id,
        &attitude_id,
        &atmos_id,
        &dem_id,
        &deriv, &inter_flag, &los_az, &los_el, &geod_alt,
        &los_az_rate, &los_el_rate, &iray, &freq,
        &num_user_target, &num_los_target,
        &target_id, ierr);

    /* Or, using the run_id */
    long run_id;

    status = xp_target_inter_run(&run_id,
        &attitude_id,
        &deriv, &inter_flag, &los_az, &los_el, &geod_alt,
        &los_az_rate, &los_el_rate, &iray, &freq,
        &num_user_target, &num_los_target,
```

```
    &target_id, ierr);  
  
}
```

The `XP_NUM_ERR_TARGET_INTER` constant is defined in the file *explorer\_pointing.h*.



### 7.65.3 Input Parameters

The `xp_target_inter` CFI function has the following input parameters:

*Table 190: Input parameters of `xp_target_inter` function*

C name	C type	Array Element	Description (Reference)	Unit (Format)	Allowed Range
sat_id	long *	-	Satellite ID	-	Complete
attitude_id	xp_attitude_id*	-	Structure that contains the Attitude. (input/output)	-	-
atmos_id	xp_atmos_id*	-	Structure that contains the atmosphere initialisation.	-	-
dem_id	xp_dem_id*	-	Structure that contains the DEM initialisation.	-	-
deriv	long *	-	Derivative ID	-	Allowed values: (0) XP_NO_DER (1) XP_DER_1ST (2) XP_DER_2ND
inter_flag	long *	-	Flag for first or second inter section point selection	-	Allowed values: (1) XP_INTER_1ST (2) XP_INTER_2ND
los_az	double *	-	Azimuth of the LOS (Attitude Frame)	deg	>= 0 < 360
los_el	double *	-	Elevation of the LOS (Attitude Frame)	deg	>= -90 <= 90
geod_alt	double *	-	Geodetic altitude over the Earth	m	>= -bWGS
los_az_rate	double *	-	Azimuth-rate of the LOS (Attitude Frame)	deg/s	-
los_el_rate	double *	-	Elevation-rate of the LOS (Attitude Frame)	deg/s	-
iray	long *	-	Ray tracing model switch	-	Accepted values: (0) XP_NO_REF (1) XP_STD_REF (2) XP_USER_REF
freq	double *	-	Frequency of the signal	Hz	>= 0

It is possible to use enumeration values rather than integer values for some of the input arguments:

- Derivative switch: deriv. See current document, Table 3.
- Intersection flag: inter\_flag. See current document, Table 3 .
- Ray tracing model switch: iray. See current document, Table 3 .

### 7.65.4 Output Parameters

The output parameters of the **xp\_target\_inter** CFI function are:

**Table 191: Output parameters of xp\_target\_inter**

C name	C type	Array Element	Description (Reference)	Unit (Format)	Allowed Range
num_user_target	long*	-	Number of user defined targets calculated	-	>= 0 (Set to 1 for non multi-target routines)
num_los_target	long*	-	Number of LOS targets calculated	-	>= 0
target_id	xp_target_id*	-	Structure that contains the Target results	-	-
ierr	long	-	Error vector	-	-

### 7.65.5 Warnings and Errors

Next table lists the possible error messages that can be returned by the **xp\_target\_inter** CFI function after translating the returned error vector into the equivalent list of error messages by calling the function of the EO\_POINTING software library **xp\_get\_msg** (see [GEN\_SUM]).

This table also indicates the type of message returned, i.e. either a warning (WARN) or an error (ERR), the cause of such a message and the impact on the performed calculation.

The table is completed by the error code and value. These error codes can be obtained by translating the error vector returned by the **xp\_target\_inter** function by calling the function of the EO\_POINTING software library **xp\_get\_code** (see [GEN\_SUM]).

**Table 192: Error messages of xp\_target\_inter function**

Error type	Error message	Cause and impact	Error code	Error No
ERR	Attitude Id. is not initialized	No calculation performed	XP_CFI_TARGET_INTER_ATTITUDE_STATUS_ERR	0
ERR	Intersection flag is not correct	No calculation performed	XP_CFI_TARGET_INTER_INTER_FLAG_ERR	1

ERR	Invalid Frequency	No calculation performed	XP_CFI_TARGET_INTER_FREQ_ERR	2
ERR	Atmospheric model has not been initialised	No calculation performed	XP_CFI_TARGET_INTER_ATM_NOT_INIT_ERR	3
ERR	Atmosphere initialisation is not compatible with Ray Tracing Model	No calculation performed	XP_CFI_TARGET_INTER_ATM_INIT_IRAY_COMPATIB_ERR	4
ERR	Time reference ID is not correct	No calculation performed	XP_CFI_TARGET_INTER_TIME_REF_ERR	5
ERR	Deriv flag is not correct	No calculation performed	XP_CFI_TARGET_INTER_DERIV_FLAG_ERR	6
ERR	Ray Tracing Model ID is not correct	No calculation performed	XP_CFI_TARGET_INTER_IRAY_ID_ERR	7
ERR	Input state vector does not satisfy loose tolerance requirement	No calculation performed	XP_CFI_TARGET_INTER_INVALID_SV_ERR	8
ERR	Invalid LOS Azimuth	No calculation performed	XP_CFI_TARGET_INTER_LOS_AZIMUTH_ERR	9
ERR	Invalid LOS Elevation	No calculation performed	XP_CFI_TARGET_INTER_LOS_ELEVATION_ERR	10
ERR	Invalid Geodetic Altitude	No calculation performed	XP_CFI_TARGET_INTER_GEODETTIC_ALT_ERR	11
ERR	Memory allocation error	No calculation performed	XP_CFI_TARGET_INTER_MEMORY_ERR	12
ERR	Internal computation error # 3	No calculation performed	XP_CFI_TARGET_INTER_INITIAL_LOOK_DIR_OR_PLANE_ERR	13
ERR	Time Reference not initialised	No calculation performed	XP_CFI_TARGET_INTER_TIME_REF_INIT_ERR	14
ERR	No target was found	No calculation performed	XP_CFI_TARGET_INTER_TARGET_NOT_FOUND_ERR	15
ERR	Internal computation error # 4	No calculation performed	XP_CFI_TARGET_INTER_RANGE_OR_POINTING_CALC_ERR	16
WARN	Input state vector does not satisfy tight tolerance requirement	Calculation performed. A message informs the user.	XP_CFI_TARGET_INTER_INVALID_SV_WARN	23

WARN	Path from satellite to target occulted by the Earth	Calculation performed. A message informs the user.	XP_CFI_TARGET_INTER_NEGATIVE_ALTITUDE_WARN	24
------	---	---	--	----

### 7.65.6 Runtime Performances

The following runtime performances have been measured.

*Table 193: Runtime performances of xp\_target\_inter*

Solaris 32-bit. [ms]	Solaris 64 bit. [ms]	Linux 32-bit. [ms]	Linux 64-bit. [ms]
1.607	0.178	0.718	0.066

## 7.66 xp\_target\_ground\_range

### 7.66.1 Overview

The `xp_target_ground_range` CFI function computes the location of a point that is placed on a surface at a certain geodetic altitude over the Earth, that lays on the plane defined by the satellite position, the nadir and a reference point, and that is at a certain distance or ground range measured along that surface from that reference point.

This reference point is calculated being the intersection of the previous surface with the line of sight defined by an elevation and azimuth angle in the selected Attitude Frame.

### 7.66.2 Calling Interface

The calling interface of the `xp_target_ground_range` CFI function is the following (input parameters are underlined):

```
#include <explorer_pointing.h>
{
    long          sat_id;
    xp_attitude_id attitude_id = {NULL};
    xp_dem_id     dem_id = {NULL};
    xp_target_id  target_id = {NULL};
    long deriv;
    double los_az, los_el, geod_alt, distance;
    double los_az_rate, los_el_rate;
    long ierr[XP_NUM_ERR_TARGET_GROUND_RANGE], status,
        num_user_target, num_los_target;

    status = xp_target_ground_range(&sat_id,
        &attitude_id,
        &dem_id,
        &deriv, &los_az,
        &los_el, &geod_alt, &distance, &los_az_rate,
        &los_el_rate, &num_user_target, &num_los_target,
        &target_id, ierr);

    /* Or, using the run_id */
    long run_id;

    status = xp_target_ground_range_run(&run_id,
        &attitude_id,
        &deriv, &los_az,
```

```
    &los_el, &geod_alt, &distance, &los_az_rate,  
    &los_el_rate, &num_user_target, &num_los_target,  
    &target_id, ierr);  
}
```

The `XP_NUM_ERR_TARGET_GROUND_RANGE` constant is defined in the file *explorer\_pointing.h*.

### 7.66.3 Input Parameters

The `xp_target_ground_range` CFI function has the following input parameters:

*Table 194: Input parameters of `xp_target_ground_range` function*

C name	C type	Array Element	Description (Reference)	Unit (Format)	Allowed Range
sat_id	long *	-	Satellite ID	-	Complete
attitude_id	xp_attitude_id*	-	Structure that contains the Attitude. (input/output)	-	-
dem_id	xp_dem_id*	-	Structure that contains the DEM initialisation.	-	-
deriv	long *	-	Derivative ID	-	Allowed values: (0) XP_NO_DER (1) XP_DER_1ST (2) XP_DER_2ND
los_az	double *	-	Azimuth of the LOS (Attitude Frame)	deg	$\geq 0$ $< 360$
los_el	double *	-	Elevation of the LOS (Attitude Frame)	deg	$\geq -90$ $\leq 90$
geod_alt	double *	-	Geodetic altitude over the Earth (Earth fixed CS)	m	$\geq -bWGS$
distance	double *	-	Distance or ground range to the reference point, positive from nadir in the azimuth direction (Earth Fixed CS)	m	-
los_az_rate	double *	-	Azimuth-rate of the LOS (Attitude Frame)	deg/s	-
los_el_rate	double *	-	Elevation-rate of the LOS (Attitude Frame)	deg/s	-

It is possible to use enumeration values rather than integer values for some of the input arguments:

- Derivative switch: `deriv`. See current document, Table 3.

## 7.66.4 Output Parameters

The output parameters of the `xp_target_ground_range` CFI function are:

*Table 195: Output parameters of `xp_target_ground_range`*

C name	C type	Array Element	Description (Reference)	Unit (Format)	Allowed Range
num_user_target	long*	-	Number of user defined targets calculated	-	>= 0 (Set to 1 for non multi-target routines)
num_los_target	long*	-	Number of LOS targets calculated	-	>= 0
target_id	xp_target_id*	-	Structure that contains the Target results	-	-
ierr	long	-	Error vector	-	-

## 7.66.5 Warnings and Errors

Next table lists the possible error messages that can be returned by the `xp_target_ground_range` CFI function after translating the returned error vector into the equivalent list of error messages by calling the function of the EO\_POINTING software library `xp_get_msg` (see [GEN\_SUM]).

This table also indicates the type of message returned, i.e. either a warning (WARN) or an error (ERR), the cause of such a message and the impact on the performed calculation.

The table is completed by the error code and value. These error codes can be obtained by translating the error vector returned by the `xp_target_ground_range` function by calling the function of the EO\_POINTING software library `xp_get_code` (see [GEN\_SUM]).

*Table 196: Error messages of `xp_target_ground_range` function*

Error type	Error message	Cause and impact	Error code	Error No
ERR	Attitude Id. is not initialized	No calculation performed	XP_CFI_TARGET_GR_RANGE_ATTITUDE_STATUS_ERR	0
ERR	Time reference ID is not correct	No calculation performed	XP_CFI_TARGET_GR_RANGE_TIME_REF_ERR	1
ERR	Deriv flag is not correct	No calculation performed	XP_CFI_TARGET_GR_RANGE_DERIV_FLAG_ERR	2
ERR	Invalid LOS Azimuth	No calculation performed	XP_CFI_TARGET_GR_RANGE_LOS_AZIMUTH_ERR	3
ERR	Invalid LOS Elevation	No calculation performed	XP_CFI_TARGET_GR_RANGE_LOS_ELEVATION_ERR	4



			NGE_LOS_ELEVATION_ERR	
ERR	Invalid Geodetic Altitude	No calculation performed	XP_CFI_TARGET_GR_RANG NGE_GEODETTIC_ALT_ERR	5
ERR	Input state vector does not satisfy loose tolerance requirement	No calculation performed	XP_CFI_TARGET_GR_RANG NGE_INVALID_SV_ERR	6
ERR	Memory allocation error	No calculation performed	XP_CFI_TARGET_GR_RANG NGE_MEMORY_ERR	7
ERR	Internal computation error # 3	No calculation performed	XP_CFI_TARGET_GR_RANG NGE_INITIAL_LOOK_DIRECTION OR_PLANE_ERR	8
ERR	Time reference is not initialized	No calculation performed	XP_CFI_TARGET_GR_RANG NGE_TIME_REF_INIT_ERR	9
ERR	No target was found	No calculation performed	XP_CFI_TARGET_GR_RANG NGE_TARGET_NOT_FOUND_ERR	10
ERR	Internal computation error #4	No calculation performed	XP_CFI_TARGET_GR_RANG NGE_RANGE_OR_POINTING CALC_ERR	11
WARN	Input state vector does not satisfy tight tolerance requirement	Calculation performed. A message informs the user.	XP_CFI_TARGET_GR_RANG NGE_INVALID_SV_WARN	18

### 7.66.6 Runtime Performances

The following runtime performances have been measured.

**Table 197: Runtime performances of xp\_target\_ground\_range**

Solaris 32-bit. [ms]	Solaris 64 bit. [ms]	Linux 32-bit. [ms]	Linux 64-bit. [ms]
1.14	0.33	0.31	0.077

## 7.67 xp\_target\_incidence\_angle

### 7.67.1 Overview

The `xp_target_incidence_angle` CFI function computes the location of a point that is placed on a surface at a certain geodetic altitude over the Earth and that is seen from the satellite on a line of sight that forms a certain azimuth angle in the selected Attitude Frame and that intersects that surface with a certain incidence angle.

### 7.67.2 Calling Interface

The calling interface of the `xp_target_incidence_angle` CFI function is the following (input parameters are underlined):

```
#include <explorer_pointing.h>
{
    long          sat_id, deriv;
    xp_attitude_id attitude_id = {NULL};
    xp_dem_id     dem_id = {NULL};
    xp_target_id  target_id = {NULL};
    double los_az, inc_angle, geod_alt, los_az_rate;
    long ierr[XP_NUM_ERR_TARGET_INCIDENCE_ANGLE], status,
        num_user_target, num_los_target;

    status = xp_target_incidence_angle(&sat_id,
        &attitude_id, &dem_id,
        &deriv, &los_az,
        &inc_angle, &geod_alt, &los_az_rate,
        &num_user_target, &num_los_target,
        &target_id, ierr);

    /* Or, using the run_id */
    long run_id;

    status = xp_target_incidence_angle_run(&run_id, &attitude_id,
        &deriv, &los_az,
        &inc_angle, &geod_alt, &los_az_rate,
        &num_user_target, &num_los_target,
        &target_id, ierr);
}
```

The `XP_NUM_ERR_TARGET_INCIDENCE_ANGLE` constant is defined in the file `explorer_pointing.h`.

### 7.67.3 Input Parameters

The `xp_target_incidence_angle` CFI function has the following input parameters:

*Table 198: Input parameters of `xp_target_incidence_angle` function*

C name	C type	Array Element	Description (Reference)	Unit (Format)	Allowed Range
sat_id	long *	-	Satellite ID	-	Complete
attitude_id	xp_attitude_id*	-	Structure that contains the Attitude. (input/output)	-	-
dem_id	xp_dem_id*	-	Structure that contains the DEM initialisation.	-	-
deriv	long *	-	Derivative ID	-	Allowed values: (0) XP_NO_DER (1) XP_DER_1ST (2) XP_DER_2ND
los_az	double *	-	Azimuth of the LOS (Attitude Frame)	deg	>= 0 < 360
inc_angle	double *	-	Incidence angle of the LOS (Earth fixed CS)	deg	>= 0 <= 90
geod_alt	double *	-	Geodetic altitude over the Earth (Earth fixed CS)	m	>= -bWGS
los_az_rate	double *	-	Azimuth-rate of the LOS (Attitude Frame)	deg/s	-

It is possible to use enumeration values rather than integer values for some of the input arguments:

- Derivative switch: `deriv`. See current document, Table 3 .

## 7.67.4 Output Parameters

The output parameters of the `xp_target_incidence_angle` CFI function are:

*Table 199: Output parameters of `xp_target_incidence_angle`*

C name	C type	Array Element	Description (Reference)	Unit (Format)	Allowed Range
num_user_target	long*	-	Number of user defined targets calculated	-	$\geq 0$ (Set to 1 for non multi-target routines)
num_los_target	long*	-	Number of LOS targets calculated	-	$\geq 0$
target_id	xp_target_id*	-	Structure that contains the Target results	-	-
ierr	long	-	Error vector	-	-

## 7.67.5 Warnings and Errors

Next table lists the possible error messages that can be returned by the `xp_target_incidence_angle` CFI function after translating the returned error vector into the equivalent list of error messages by calling the function of the EO\_POINTING software library `xp_get_msg` (see [GEN\_SUM]).

This table also indicates the type of message returned, i.e. either a warning (WARN) or an error (ERR), the cause of such a message and the impact on the performed calculation.

The table is completed by the error code and value. These error codes can be obtained by translating the error vector returned by the `xp_target_incidence_angle` function by calling the function of the EO\_POINTING software library `xp_get_code` (see [GEN\_SUM]).

*Table 200: Error messages of `xp_target_incidence_angle` function*

Error type	Error message	Cause and impact	Error code	Error No
ERR	Attitude Id. is not initialized	No calculation performed	XP_CFI_TARGET_INC_ANGLE_ATTITUDE_STATUS_ERR	0
ERR	Deriv flag is not correct	No calculation performed	XP_CFI_TARGET_INC_ANGLE_DERIV_FLAG_ERR	1
ERR	Invalid LOS Azimuth	No calculation performed	XP_CFI_TARGET_INC_ANGLE_LOS_AZIMUTH_ERR	2
ERR	Invalid Incidence Angle	No calculation performed	XP_CFI_TARGET_INC_ANGLE_INC_ANGLE_ERR	3
ERR	Invalid Geodetic Altitude	No calculation performed	XP_CFI_TARGET_INC_ANGLE	4

			GLE_GEODETTIC_ALT_ERR	
ERR	Input state vector does not satisfy loose tolerance requirement	No calculation performed	XP_CFI_TARGET_INC_ANGLE_INVALID_SV_ERR	5
ERR	Memory allocation error	No calculation performed	XP_CFI_TARGET_INC_ANGLE_MEMORY_ERR	6
ERR	Internal computation error #3	No calculation performed	XP_CFI_TARGET_INC_ANGLE_INITIAL_LOOK_DIRECTION_PLANE_ERR	7
ERR	Time Reference not initialised	No calculation performed	XP_CFI_TARGET_INC_ANGLE_TIME_REF_INIT_ERR	8
ERR	No target was found	No calculation performed	XP_CFI_TARGET_INC_ANGLE_TARGET_NOT_FOUND_ERR	9
WARN	Input state vector does not satisfy tight tolerance requirement	Calculation performed. A message informs the user.	XP_CFI_TARGET_INC_ANGLE_INVALID_SV_WARN	11

### 7.67.6 Runtime Performances

The following runtime performances have been measured.

**Table 201: Runtime performances of xp\_target\_incidence\_angle**

Solaris 32-bit. [ms]	Solaris 64 bit. [ms]	Linux 32-bit. [ms]	Linux 64-bit. [ms]
1.35	0.46	0.64	0.11

## 7.68 xp\_target\_range

### 7.68.1 Overview

The **xp\_target\_range** CFI function computes the location of a point that is placed on a surface at a certain geodetic altitude over the Earth, that is seen from the satellite on a line of sight that forms a certain azimuth angle in the selected Attitude Frame, and that is at a certain range or slant-range from the satellite.

### 7.68.2 Calling Interface

The calling interface of the **xp\_target\_range** CFI function is the following (input parameters are underlined):

```
#include <explorer_pointing.h>
{
    long          sat_id;
    xp_attitude_id attitude_id = {NULL};
    xp_dem_id     dem_id = {NULL};
    xp_target_id  target_id = {NULL};
    long deriv;
    double los_az, range, geod_alt, los_az_rate, range_rate;
    long ierr[XP_NUM_ERR_TARGET_RANGE], status, num_user_target,
        num_los_target;

    status = xp_target_range(&sat_id, &attitude_id, &dem_id,
        &deriv, &los_az, &range,
        &geod_alt, &los_az_rate, &range_rate,
        &num_user_target, &num_los_target,
        &target_id, ierr);

    /* Or, using the run_id */
    long run_id;

    status = xp_target_range_run(&run_id, &attitude_id,
        &deriv, &los_az, &range,
        &geod_alt, &los_az_rate, &range_rate,
        &num_user_target, &num_los_target,
        &target_id, ierr);
}
```

The `XP_NUM_ERR_TARGET_RANGE` constant is defined in the file *explorer\_pointing.h*.

### 7.68.3 Input Parameters

The `xp_target_range` CFI function has the following input parameters:

**Table 202: Input parameters of `xp_target_range` function**

C name	C type	Array Element	Description (Reference)	Unit (Format)	Allowed Range
sat_id	long *	-	Satellite ID	-	Complete
attitude_id	xp_attitude_id*	-	Structure that contains the Attitude. (input/output)	-	-
dem_id	xp_dem_id*	-	Structure that contains the DEM initialisation.	-	-
deriv	long *	-	Derivative ID	-	Allowed values: (0) XP_NO_DER (1) XP_DER_1ST (2) XP_DER_2ND
los_az	double *	-	Azimuth of the LOS (Attitude Frame)	deg	$\geq 0$ $< 360$
range	double *	-	Range to the satellite (Earth fixed CS)	m	$> 0$
geod_alt	double *	-	Geodetic altitude over the Earth	m	$\geq -bWGS$
los_az_rate	double *	-	Azimuth-rate of the LOS (Attitude Frame)	deg/s	-
range_rate	double *	-	Range-rate to the satellite (Earth fixed CS)	m/s	-

It is possible to use enumeration values rather than integer values for some of the input arguments:

- Derivative switch: `deriv`. See current document, Table 3 .

## 7.68.4 Output Parameters

The output parameters of the `xp_target_range` CFI function are:

**Table 203: Output parameters of `xp_target_range`**

C name	C type	Array Element	Description (Reference)	Unit (Format)	Allowed Range
num_user_target	long*	-	Number of user defined targets calculated	-	$\geq 0$ (Set to 1 for non multi-target routines)
num_los_target	long*	-	Number of LOS targets calculated	-	$\geq 0$
target_id	xp_target_id*	-	Structure that contains the Target results	-	-
ierr	long	-	Error vector	-	-

## 7.68.5 Warnings and Errors

Next table lists the possible error messages that can be returned by the `xp_target_range` CFI function after translating the returned error vector into the equivalent list of error messages by calling the function of the EO\_POINTING software library `xp_get_msg` (see [GEN\_SUM]).

This table also indicates the type of message returned, i.e. either a warning (WARN) or an error (ERR), the cause of such a message and the impact on the performed calculation.

The table is completed by the error code and value. These error codes can be obtained by translating the error vector returned by the `xp_target_range` function by calling the function of the EO\_POINTING software library `xp_get_code` (see [GEN\_SUM]).

**Table 204: Error messages of `xp_target_range` function**

Error type	Error message	Cause and impact	Error code	Error No
ERR	Attitude Id. is not initialized	No calculation performed	XP_CFI_TARGET_RANGE_ATTITUDE_STATUS_ERR	0
ERR	Deriv flag is not correct	No calculation performed	XP_CFI_TARGET_RANGE_DERIV_FLAG_ERR	1
ERR	Invalid LOS Azimuth	No calculation performed	XP_CFI_TARGET_RANGE_LOS_AZIMUTH_ERR	2
ERR	Invalid Range	No calculation performed	XP_CFI_TARGET_RANGE_RANGE_ERR	3
ERR	Invalid Geodetic Altitude	No calculation performed	XP_CFI_TARGET_RANGE	4



			E_GEODETTIC_ALT_ERR	
ERR	Input state vector does not satisfy loose tolerance requirement	No calculation performed	XP_CFI_TARGET_RANGE_INVALID_SV_ERR	5
ERR	Memory allocation error	No calculation performed	XP_CFI_TARGET_RANGE_MEMORY_ERR	6
ERR	Internal computation error #3	No calculation performed	XP_CFI_TARGET_RANGE_INITIAL_LOOK_DIRECTION_PLANE_ERR	7
ERR	Could not perform a time transformation	No calculation performed	XP_CFI_TARGET_RANGE_TIME_TRANSFORMATION_ERR	8
ERR	No target was found	No calculation performed	XP_CFI_TARGET_RANGE_TARGET_NOT_FOUND_ERR	9
WARN	Input state vector does not satisfy tight tolerance requirement	Calculation performed. A message informs the user.	XP_CFI_TARGET_RANGE_INVALID_SV_WARN	11

### 7.68.6 Runtime Performances

The following runtime performances have been measured.

**Table 205: Runtime performances of xp\_target\_range**

Solaris 32-bit. [ms]	Solaris 64 bit. [ms]	Linux 32-bit. [ms]	Linux 64-bit. [ms]
0.614	0.212	0.178	0.033

## 7.69 xp\_target\_range\_rate

### 7.69.1 Overview

The `xp_target_range_rate` CFI function computes the location of a point that is placed on a surface at a certain geodetic altitude over the Earth, that is at a certain range from the satellite, and whose associated Earth-fixed target has a certain range-rate value.

### 7.69.2 Calling Interface

The calling interface of the `xp_target_range_rate` CFI function is the following (input parameters are underlined):

```
#include <explorer_pointing.h>
{
    long          sat_id;
    xp_attitude_id attitude_id = {NULL};
    xp_dem_id     dem_id = {NULL};
    xp_target_id  target_id = {NULL};
    long deriv;
    double ef_range_rate, range, geod_alt;
    double ef_range_rate_rate, range_rate;
    long ierr[XP_NUM_ERR_TARGET_RANGE_RATE], status, num_user_target,
          num_los_target;

    status = xp_target_range_rate(&sat_id,
        &attitude_id,
        &dem_id,
        &deriv, &ef_range_rate, &range,
        &geod_alt, &ef_range_rate_rate, &range_rate,
        &num_user_target, &num_los_target, &target_id, ierr);

    /* Or, using the run_id */
    long run_id;

    status = xp_target_range_rate_run(&run_id,
        &attitude_id,
        &deriv, &ef_range_rate, &range,
        &geod_alt, &ef_range_rate_rate, &range_rate,
        &num_user_target, &num_los_target, &target_id, ierr);
}
```

The `XP_NUM_ERR_TARGET_RANGE_RATE` constant is defined in the file `explorer_pointing.h`.

### 7.69.3 Input Parameters

The `xp_target_range_rate` CFI function has the following input parameters:

*Table 206: Input parameters of `xp_target_range_rate` function*

C name	C type	Array Element	Description (Reference)	Unit (Format)	Allowed Range
<code>sat_id</code>	long *	-	Satellite ID	-	Complete
<code>attitude_id</code>	<code>xp_attitude_id*</code>	-	Structure that contains the Attitude. (input/output)	-	-
<code>dem_id</code>	<code>xp_dem_id*</code>	-	Structure that contains the DEM initialisation.	-	-
<code>attitude_frame_id</code>	long *	-	Attitude Frame ID	-	Complete
<code>deriv</code>	long *	-	Derivative ID	-	Allowed values: (0) XP_NO_DER (1) XP_DER_1ST (2) XP_DER_2ND
<code>ef_range_rate</code>	double *	-	Range-rate of the related Earth-fixed target (Earth fixed CS)	m/s	-
<code>range</code>	double *	-	Range or slant-range from target to satellite (Earth fixed CS)	m	> 0
<code>geod_alt</code>	double *	-	Geodetic altitude over the Earth	m	>= -bWGS
<code>ef_range_rate_rate</code>	double *	-	Range-rate-rate of the related Earth-fixed target (Earth fixed CS)	m/s <sup>2</sup>	-
<code>range_rate</code>	double *	-	Range-rate from target to satellite (Earth fixed CS)	m/s	-

It is possible to use enumeration values rather than integer values for some of the input arguments:

- Derivative switch: `deriv`. See current document, Table 3 .

### 7.69.4 Output Parameters

The output parameters of the `xp_target_range_rate` CFI function are:

*Table 207: Output parameters of `xp_target_range_rate`*

C name	C type	Array Element	Description (Reference)	Unit (Format)	Allowed Range
num_user_target	long*	-	Number of user defined targets calculated	-	>= 0 (Set to 1 for non multi-target routines)
num_los_target	long*	-	Number of LOS targets calculated	-	>= 0
target_id	xp_target_id*	-	Structure that contains the Target results	-	-
ierr	long	-	Error vector	-	-

### 7.69.5 Warnings and Errors

Next table lists the possible error messages that can be returned by the `xp_target_range_rate` CFI function after translating the returned error vector into the equivalent list of error messages by calling the function of the EO\_POINTING software library `xp_get_msg` (see [GEN\_SUM]).

This table also indicates the type of message returned, i.e. either a warning (WARN) or an error (ERR), the cause of such a message and the impact on the performed calculation.

The table is completed by the error code and value. These error codes can be obtained by translating the error vector returned by the `xp_target_range_rate` function by calling the function of the EO\_POINTING software library `xp_get_code` (see [GEN\_SUM]).

*Table 208: Error messages of `xp_target_range_rate` function*

Error type	Error message	Cause and impact	Error code	Error No
ERR	Attitude Id. is not initialized	No calculation performed	XP_CFI_TARGET_RANGE_RATE_ATTITUDE_STATUS_ERR	0
ERR	Deriv flag is not correct	No calculation performed	XP_CFI_TARGET_RANGE_RATE_DERIV_FLAG_ERR	1
ERR	Invalid Range	No calculation performed	XP_CFI_TARGET_RANGE_RATE_RANGE_ERR	2
ERR	Invalid Geodetic Altitude	No calculation performed	XP_CFI_TARGET_RANGE_RATE_GEODETTIC_ALT_ERR	3

ERR	Input state vector does not satisfy loose tolerance requirement	No calculation performed	XP_CFI_TARGET_RANGE_RATE_INVALID_SV_ERR	4
ERR	Memory allocation error	No calculation performed	XP_CFI_TARGET_RANGE_RATE_MEMORY_ERR	5
ERR	Time Reference not initialised	No calculation performed	XP_CFI_TARGET_RANGE_RATE_TIME_REF_INIT_ERR	6
ERR	Internal computation error #3	No calculation performed	XP_CFI_TARGET_RANGE_RATE_INITIAL_LOOK_DIR_OR_PLANE_ERR	7
ERR	No target was found	No calculation performed	XP_CFI_TARGET_RANGE_RATE_TARGET_NOT_FOUND_ERR	8
WARN	Input state vector does not satisfy tight tolerance requirement	Calculation performed. A message informs the user.	XP_CFI_TARGET_RANGE_RATE_INVALID_SV_WARN	9

### 7.69.6 Runtime Performances

The following runtime performances have been measured.

**Table 209: Runtime performances of xp\_target\_range\_rate**

Solaris 32-bit. [ms]	Solaris 64 bit. [ms]	Linux 32-bit. [ms]	Linux 64-bit. [ms]
0.56	0.17	0.20	0.04

## 7.70 xp\_target\_tangent

### 7.70.1 Overview

The `xp_target_tangent` CFI function computes the location of the tangent point over the Earth that is located on the line of sight defined by an elevation and azimuth angles expressed in the selected Attitude Frame.

### 7.70.2 Calling Interface

The calling interface of the `xp_target_tangent` CFI function is the following (input parameters are underlined):

```
#include <explorer_pointing.h>
{
    long          sat_id;
    xp_attitude_id attitude_id = {NULL};
    xp_atmos_id   atmos_id = {NULL};
    xp_dem_id     dem_id = {NULL};
    xp_target_id  target_id = {NULL};
    long deriv,   iray;
    double los_az, los_el, los_az_rate, los_el_rate, freq;
    long ierr[XP_NUM_ERR_TARGET_TANGENT], status, num_user_target,
        num_los_target;

    status = xp_target_tangent(&sat_id, &attitude_id,
                               &atmos_id, &dem_id,
                               &deriv, &los_az, &los_el,
                               &los_az_rate, &los_el_rate, &iray, &freq,
                               &num_user_target, &num_los_target,
                               &target_id, ierr);

    /* Or, using the run_id */
    long run_id;

    status = xp_target_tangent_run(&run_id, &attitude_id,
                                   &deriv, &los_az, &los_el,
                                   &los_az_rate, &los_el_rate, &iray, &freq,
                                   &num_user_target, &num_los_target,
                                   &target_id, ierr);
}
```

The `XP_NUM_ERR_TARGET_TANGENT` constant is defined in the file `explorer_pointing.h`.

### 7.70.3 Input Parameters

The `xp_target_tangent` CFI function has the following input parameters:

**Table 210: Input parameters of `xp_target_tangent` function**

C name	C type	Array Element	Description (Reference)	Unit (Format)	Allowed Range
sat_id	long *	-	Satellite ID	-	Complete
attitude_id	xp_attitude_id*	-	Structure that contains the Attitude. (input/output)	-	-
atmos_id	xp_atmos_id*	-	Structure that contains the atmosphere initialisation.	-	-
dem_id	xp_dem_id*	-	Structure that contains the DEM initialisation.	-	-
deriv	long *	-	Derivative ID	-	Allowed values: (0) XP_NO_DER (1) XP_DER_1ST (2) XP_DER_2ND
los_az	double *	-	Azimuth of the LOS (Attitude Frame)	deg	$\geq 0$ $< 360$
los_el	double *	-	Elevation of the LOS (Attitude Frame)	deg	$\geq -90$ $\leq 90$
los_az_rate	double *	-	Azimuth-rate of the LOS (Attitude Frame)	deg/s	-
los_el_rate	double *	-	Elevation-rate of the LOS (Attitude Frame)	deg/s	-
iray	long *	-	Ray tracing model switch	-	Accepted values: All (see Table 3 )
freq	double *	-	Frequency of the signal	Hz	$\geq 0$

It is possible to use enumeration values rather than integer values for some of the input arguments:

- Derivative switch: `deriv`. See current document, Table 3 .
- Ray tracing model switch: `iray`. See current document, Table 3 .

## 7.70.4 Output Parameters

The output parameters of the `xp_target_tangent` CFI function are:

**Table 211: Output parameters of `xp_target_tangent`**

C name	C type	Array Element	Description (Reference)	Unit (Format)	Allowed Range
num_user_target	long*	-	Number of user defined targets calculated	-	$\geq 0$ (Set to 1 for non multi-target routines)
num_los_target	long*	-	Number of LOS targets calculated	-	$\geq 0$
target_id	xp_target_id*	-	Structure that contains the Target results	-	-
ierr	long	-	Error vector	-	-

## 7.70.5 Warnings and Errors

Next table lists the possible error messages that can be returned by the `xp_target_tangent` CFI function after translating the returned error vector into the equivalent list of error messages by calling the function of the EO\_POINTING software library `xp_get_msg` (see [GEN\_SUM]).

This table also indicates the type of message returned, i.e. either a warning (WARN) or an error (ERR), the cause of such a message and the impact on the performed calculation.

The table is completed by the error code and value. These error codes can be obtained by translating the error vector returned by the `xp_target_tangent` function by calling the function of the EO\_POINTING software library `xp_get_code` (see [GEN\_SUM]).

**Table 212: Error messages of `xp_target_tangent` function**

Error type	Error message	Cause and impact	Error code	Error No
ERR	Attitude Id. is not initialized	No calculation performed	XP_CFI_TARGET_TANGENT_ATTITUDE_STATUS_ERROR	0
ERR	Deriv flag is not correct	No calculation performed	XP_CFI_TARGET_TANGENT_DERIV_FLAG_ERROR	1
ERR	Invalid LOS Azimuth	No calculation performed	XP_CFI_TARGET_TANGENT_LOS_AZIMUTH_ERROR	2
ERR	Invalid LOS Elevation	No calculation performed	XP_CFI_TARGET_TANGENT_LOS_ELEVATION_ERROR	3
ERR	Ray Tracing Model ID is not	No calculation performed	XP_CFI_TARGET_TANGENT	4



	correct		NT_IRAY_ID_ERR	
ERR	Invalid Frequency	No calculation performed	XP_CFI_TARGET_TANG NT_FREQ_ERR	5
ERR	Atmospheric model has not been initialised	No calculation performed	XP_CFI_TARGET_TANG NT_ATM_NOT_INIT_ERR	6
ERR	Atmosphere initialisation is not compatible with Ray Tracing Model	No calculation performed	XP_CFI_TARGET_TANG NT_ATM_INIT_IRAY_CO MPATIB_ERR	7
ERR	Input state vector does not satisfy loose tolerance requirement	No calculation performed	XP_CFI_TARGET_TANG NT_INVALID_SV_ERR	8
ERR	Memory allocation error	No calculation performed	XP_CFI_TARGET_TANG NT_MEMORY_ERR	9
ERR	Internal computation error # 3	No calculation performed	XP_CFI_TARGET_TANG NT_INITIAL_LOOK_DIR_ OR_PLANE_ERR	10
ERR	Time Reference not initialised	No calculation performed	XP_CFI_TARGET_TANG NT_TIME_REF_INIT_ERR	11
ERR	No target was found	No calculation performed	XP_CFI_TARGET_TANG NT_TARGET_NOT_FOUN D_ERR	12
ERR	Tangent point is behind looking direction	No calculation performed	XP_CFI_TARGET_TANG NT_TG_PT_BEHIND_LOO K_DIR_ERR	13
ERR	Internal computation error # 4	No calculation performed	XP_CFI_TARGET_TANG NT_RANGE_OR_POINTIN G_CALC_ERR	14
WARN	Input state vector does not satisfy tight tolerance requirement	Calculation performed. A message informs the user.	XP_CFI_TARGET_TANG NT_INVALID_SV_WARN	15
WARN	Path from satellite to target occulted by the Earth	Calculation performed. A message informs the user.	XP_CFI_TARGET_TANG NT_NEGATIVE_ALTITUD E_WARN	16
WARN	Tangent point latitude is outside the selected corrective function latitude band	Calculation performed. A message informs the user.	XP_CFI_TARGET_TANG NT_PRED_WRONG_LAT_ WARN	17

### 7.70.6. Runtime Performances

The following runtime performances have been measured.

*Table 213: Runtime performances of xp\_target\_tangent*

Solaris 32-bit. [ms]	Solaris 64 bit. [ms]	Linux 32-bit. [ms]	Linux 64-bit. [ms]
1.62	0.21	0.77	0.079

## 7.71 xp\_target\_altitude

### 7.71.1 Overview

The `xp_target_altitude` CFI function computes the location of the tangent point over the Earth that is located on a surface at a certain geodetic altitude over the Earth and that is on a line of sight that forms a certain azimuth angle in the selected Attitude Frame.

### 7.71.2 Calling Interface

The calling interface of the `xp_target_altitude` CFI function is the following (input parameters are underlined):

```
#include <explorer_pointing.h>
{
    long          sat_id;
    xp_attitude_id attitude_id = {NULL};
    xp_atmos_id   atmos_id = {NULL};
    xp_dem_id     dem_id = {NULL};
    xp_target_id  target_id = {NULL};
    long deriv,   iray;
    double los_az, geod_alt, los_az_rate, freq;
    long ierr[XP_NUM_ERR_TARGET_ALTITUDE], status, num_user_target,
        num_los_target;

    status = xp_target_altitude(sat_id, &attitude_id,
                               &atmos_id, &dem_id,
                               &deriv, &los_az, &geod_alt,
                               &los_az_rate, &iray, &freq,
                               &num_user_target, &num_los_target,
                               &target_id, ierr);

    /* Or, using the run_id */
    long run_id;

    status = xp_target_altitude_run(run_id, &attitude_id,
                                    &deriv, &los_az, &geod_alt,
                                    &los_az_rate, &iray, &freq,
                                    &num_user_target, &num_los_target,
                                    &target_id, ierr);
}
```

The `XP_NUM_ERR_TARGET_ALTITUDE` constant is defined in the file `explorer_pointing.h`.

### 7.71.3 Input Parameters

The `xp_target_altitude` CFI function has the following input parameters:

**Table 214: Input parameters of `xp_target_altitude` function**

C name	C type	Array Element	Description (Reference)	Unit (Format)	Allowed Range
sat_id	long *	-	Satellite ID	-	Complete
attitude_id	xp_attitude_id*	-	Structure that contains the Attitude. (input/output)	-	-
atmos_id	xp_atmos_id*	-	Structure that contains the atmosphere initialisation.	-	-
dem_id	xp_dem_id*	-	Structure that contains the DEM initialisation.	-	-
deriv	long *	-	Derivative ID	-	Allowed values: (0) XP_NO_DER (1) XP_DER_1ST (2) XP_DER_2ND
los_az	double *	-	Azimuth of the LOS (Attitude Frame)	deg	>= 0 < 360
geod_alt	double *	-	Geodetic altitude over the Earth	m	>= -bWGS
los_az_rate	double *	-	Azimuth-rate of the LOS (Attitude Frame)	deg/s	-
iray	long *	-	Ray tracing model switch	-	Accepted values: All (see Table 3 )
freq	double *	-	Frequency of the signal	Hz	>= 0

It is possible to use enumeration values rather than integer values for some of the input arguments:

- Derivative switch: `deriv`. See current document, Table 3 .
- Ray tracing model switch: `iray`. See current document, Table 3 .

## 7.71.4 Output Parameters

The output parameters of the `xp_target_altitude` CFI function are:

**Table 215: Output parameters of `xp_target_altitude`**

C name	C type	Array Element	Description (Reference)	Unit (Format)	Allowed Range
num_user_target	long*	-	Number of user defined targets calculated	-	$\geq 0$ (Set to 1 for non multi-target routines)
num_los_target	long*	-	Number of LOS targets calculated	-	$\geq 0$
target_id	xp_target_id*	-	Structure that contains the Target results	-	-
ierr	long	-	Error vector	-	-

## 7.71.5 Warnings and Errors

Next table lists the possible error messages that can be returned by the `xp_target_altitude` CFI function after translating the returned error vector into the equivalent list of error messages by calling the function of the EO\_POINTING software library `xp_get_msg` (see [GEN\_SUM]).

This table also indicates the type of message returned, i.e. either a warning (WARN) or an error (ERR), the cause of such a message and the impact on the performed calculation.

The table is completed by the error code and value. These error codes can be obtained by translating the error vector returned by the `xp_target_altitude` function by calling the function of the EO\_POINTING software library `xp_get_code` (see [GEN\_SUM]).

**Table 216: Error messages of `xp_target_altitude` function**

Error type	Error message	Cause and impact	Error code	Error No
ERR	Attitude Id. is not initialized	No calculation performed	XP_CFI_TARGET_ALT_ATTITUDE_STATUS_ERR	0
ERR	Deriv flag is not correct	No calculation performed	XP_CFI_TARGET_ALT_DERIV_FLAG_ERR	1
ERR	Invalid LOS Azimuth	No calculation performed	XP_CFI_TARGET_ALT_LOS_AZIMUTH_ERR	2
ERR	Invalid Geodetic Altitude	No calculation performed	XP_CFI_TARGET_ALT_GEODETTIC_ALT_ERR	3
ERR	Ray Tracing Model ID is not	No calculation performed	XP_CFI_TARGET_ALT_IR	4

	correct		AY_ID_ERR	
ERR	Invalid Frequency	No calculation performed	XP_CFI_TARGET_ALT_FREQ_ERR	5
ERR	Atmospheric model has not been initialised	No calculation performed	XP_CFI_TARGET_ALT_ATM_NOT_INIT_ERR	6
ERR	Atmosphere initialisation is not compatible with Ray Tracing Model	No calculation performed	XP_CFI_TARGET_ALT_ATM_INIT_IRAY_COMPATIB_ERR	7
ERR	Input state vector does not satisfy loose tolerance requirement	No calculation performed	XP_CFI_TARGET_ALT_INVALID_SV_ERR	8
ERR	Memory allocation error	No calculation performed	XP_CFI_TARGET_ALT_MEMORY_ERR	9
ERR	Time Reference not initialised	No calculation performed	XP_CFI_TARGET_ALT_TIME_REF_INIT_ERR	10
ERR	Internal computation error #3	No calculation performed	XP_CFI_TARGET_ALT_INITIAL_LOOK_DIR_OR_PLANE_ERR	11
ERR	No target was found	No calculation performed	XP_CFI_TARGET_ALT_TARGET_NOT_FOUND_ERR	12
ERR	Internal computation error #4	No calculation performed	XP_CFI_TARGET_ALT_RANGE_OR_POINTING_CALC_ERR	13
WARN	Input state vector does not satisfy tight tolerance requirement	Calculation performed. A message informs the user.	XP_TARGET_ALT_INVALID_SV_WARN	14
WARN	Path from satellite to target occulted by the Earth	Calculation performed. A message informs the user.	XP_CFI_TARGET_ALT_NEGATIVE_ALTITUDE_WARN	15
WARN	Tangent point latitude is outside the selected corrective function latitude band	Calculation performed. A message informs the user.	XP_CFI_TARGET_ALT_PRED_WRONG_LAT_WARN	16

### 7.71.6 Runtime Performances

The following runtime performances have been measured.

*Table 217: Runtime performances of xp\_target\_altitude*

Solaris 32-bit. [ms]	Solaris 64 bit. [ms]	Linux 32-bit. [ms]	Linux 64-bit. [ms]
0.56	0.22	0.84	0.08

## 7.72 xp\_target\_star

### 7.72.1 Overview

The `xp_target_star` CFI function computes the location of the tangent point over the Earth that is located on the line of sight that points to a star defined by its right ascension and declination coordinates.

### 7.72.2 Calling Interface

The calling interface of the `xp_target_star` CFI function is the following (input parameters are underlined):

```
#include <explorer_pointing.h>
{
    long          sat_id;
    xp_attitude_id attitude_id = {NULL};
    xp_atmos_id   atmos_id = {NULL};
    xp_dem_id     dem_id = {NULL};
    xp_target_id  target_id = {NULL};
    long deriv, iray;
    double star_ra, star_dec, star_ra_rate, star_dec_rate, freq;
    long ierr[XP_NUM_ERR_TARGET_STAR], status, num_user_target,
        num_los_target;

    status = xp_target_star(&sat_id, &attitude_id,
        &atmos_id, &dem_id,
        &deriv, &star_ra, star_dec,
        &star_ra_rate, &star_dec_rate, &iray, &freq,
        &num_user_target, &num_los_target,
        &target_id, ierr);

    /* Or, using the run_id */
    long run_id;

    status = xp_target_star_run(&run_id, &attitude_id,
        &deriv, &star_ra, star_dec,
        &&star_ra_rate, &star_dec_rate, &iray, &freq,
        &num_user_target, &num_los_target,
        &target_id, ierr);
}
```

The `XP_NUM_ERR_TARGET_STAR` constant is defined in the file `explorer_pointing.h`.



### 7.72.3 Input Parameters

The `xp_target_star` CFI function has the following input parameters:

*Table 218: Input parameters of `xp_target_star` function*

C name	C type	Array Element	Description (Reference)	Unit (Format)	Allowed Range
sat_id	long *	-	Satellite ID	-	Complete
attitude_id	xp_attitude_id*	-	Structure that contains the Attitude. (input/output)	-	-
atmos_id	xp_atmos_id*	-	Structure that contains the atmosphere initialisation.	-	-
dem_id	xp_dem_id*	-	Structure that contains the DEM initialisation.	-	-
deriv	long *	-	Derivative ID	-	Allowed values: (0) XP_NO_DER (1) XP_DER_1ST (2) XP_DER_2ND
star_ra	double *	-	Right ascension of the star (True of Date CS)	deg	$\geq 0$ $< 360$
star_dec	double *	-	Declination of the star (True of Date CS)	deg	$\geq -90$ $\leq +90$
star_ra_rate	double *	-	Right ascension rate of the star (True of Date CS)	deg/s	-
star_dec_rate	double *	-	Declination rate of the star (True of Date CS)	deg/s	-
iray	long *	-	Ray tracing model switch	-	Accepted values: All (see Table 3 )
freq	double *	-	Frequency of the signal	Hz	$\geq 0$

It is possible to use enumeration values rather than integer values for some of the input arguments:

- Derivative switch: `deriv`. See current document, Table 3 .
- Ray tracing model switch: `iray`. See current document, Table 3 .

## 7.72.4 Output Parameters

The output parameters of the `xp_target_star` CFI function are:

*Table 219: Output parameters of `xp_target_star`*

C name	C type	Array Element	Description (Reference)	Unit (Format)	Allowed Range
num_user_target	long*	-	Number of user defined targets calculated	-	$\geq 0$ (Set to 1 for non multi-target routines)
num_los_target	long*	-	Number of LOS targets calculated	-	$\geq 0$
target_id	xp_target_id*	-	Structure that contains the Target results	-	-
ierr	long	-	Error vector	-	-

## 7.72.5 Warnings and Errors

Next table lists the possible error messages that can be returned by the `xp_target_star` CFI function after translating the returned error vector into the equivalent list of error messages by calling the function of the EO\_POINTING software library `xp_get_msg` (see [GEN\_SUM]).

This table also indicates the type of message returned, i.e. either a warning (WARN) or an error (ERR), the cause of such a message and the impact on the performed calculation.

The table is completed by the error code and value. These error codes can be obtained by translating the error vector returned by the `xp_target_star` function by calling the function of the EO\_POINTING software library `xp_get_code` (see [GEN\_SUM]).

*Table 220: Error messages of `xp_target_star` function*

Error type	Error message	Cause and impact	Error code	Error No
ERR	Attitude Id. is not initialized	No calculation performed	XP_CFI_TARGET_STAR_ATTITUDE_STATUS_ERR	0
ERR	Deriv flag is not correct	No calculation performed	XP_CFI_TARGET_STAR_DERIV_FLAG_ERR	1
ERR	Invalid Right Ascension of the star	No calculation performed	XP_CFI_TARGET_STAR_RA_ERR	2
ERR	Invalid Declination of the star	No calculation performed	XP_CFI_TARGET_STAR_DEC_ERR	3
ERR	Ray Tracing Model ID is not	No calculation performed	XP_CFI_TARGET_STAR_I	4

	correct		RAY_ID_ERR	
ERR	Invalid Frequency	No calculation performed	XP_CFI_TARGET_STAR_F REQ_ERR	5
ERR	Atmospheric model has not been initialised	No calculation performed	XP_CFI_TARGET_STAR_A TM_NOT_INIT_ERR	6
ERR	Atmosphere initialisation is not compatible with Ray Tracing Model	No calculation performed	XP_CFI_TARGET_STAR_A TM_INIT_IRAY_COMPATIB_ERR	7
ERR	Input state vector does not satisfy loose tolerance requirement	No calculation performed	XP_CFI_TARGET_STAR_I NVALID_SV_ERR	8
ERR	Memory allocation error	No calculation performed	XP_CFI_TARGET_STAR_ MEMORY_ERR	9
ERR	Internal computation error # 3	No calculation performed	XP_CFI_TARGET_STAR_I NITIAL_LOOK_DIR_OR_P LANE_ERR	10
ERR	Time reference ID is not correct	No calculation performed	XP_CFI_TARGET_STAR_T IME_REF_INIT_ERR	11
ERR	No target was found	No calculation performed	XP_CFI_TARGET_STAR_T ARGET_NOT_FOUND_ER R	12
ERR	Tangent point is behind looking direction	No calculation performed	XP_CFI_TARGET_STAR_T G_PT_BEHIND_LOOK_DIR _ERR	13
ERR	Internal computation error # 4	No calculation performed	XP_CFI_TARGET_STAR_R ANGE_OR_POINTING_CA LC_ERR	14
WARN	Input state vector does not satisfy tight tolerance requirement	Calculation performed. A message informs the user.	XP_CFI_TARGET_STAR_I NVALID_SV_WARN	15
WARN	Path from satellite to target occulted by the Earth	Calculation performed. A message informs the user.	XP_CFI_TARGET_STAR_N EGATIVE_ALTITUDE_WA RN	16
WARN	Tangent point latitude is outside the selected corrective function latitude band	Calculation performed. A message informs the user.	XP_CFI_TARGET_STAR_P RED_WRONG_LAT_WAR N	17

## 7.72.6 Runtime Performances

The following runtime performances have been measured.

*Table 221: Runtime performances of xp\_target\_star*

<b>Ultra Sparc II-400 [ms]</b>
0.750

## 7.73 xp\_target\_station

### 7.73.1 Overview

The **xp\_target\_station** CFI function computes the most relevant observation parameters of the link between the satellite and a ground station.

### 7.73.2 Calling Interface

The calling interface of the **xp\_target\_station** CFI function is the following (input parameters are underlined):

```
#include <explorer_pointing.h>
{
    long          sat_id;
    xp_attitude_id attitude_id = {NULL};
    xp_dem_id     dem_id = {NULL};
    xp_target_id  target_id = {NULL};
    long deriv;
    double geoc_long, geod_lat, geod_alt, min_link_el;
    long ierr[XP_NUM_ERR_TARGET_STATION], status, num_user_target,
        num_los_target;

    status = xp_target_station(&sat_id,
        &attitude_id, &dem_id,
        &deriv, &geoc_long, &geod_lat,
        &geod_alt, &min_link_el,
        &num_user_target, &num_los_target,
        &target_id, ierr);

    /* Or, using the run_id */
    long run_id;

    status = xp_target_station_run(&run_id,
        &attitude_id,
        &deriv, &geoc_long, &geod_lat,
        &geod_alt, &min_link_el,
        &num_user_target, &num_los_target,
        &target_id, ierr);
}
```

The `XP_NUM_ERR_TARGET_STATION` constant is defined in the file *explorer\_pointing.h*.

### 7.73.3 Input Parameters

The `xp_target_station` CFI function has the following input parameters:

*Table 222: Input parameters of `xp_target_station` function*

C name	C type	Array Element	Description (Reference)	Unit (Format)	Allowed Range
<code>sat_id</code>	long *	-	Satellite ID	-	Complete
<code>attitude_id</code>	<code>xp_attitude_id*</code>	-	Structure that contains the Attitude. (input/output)	-	-
<code>dem_id</code>	<code>xp_dem_id*</code>	-	Structure that contains the DEM initialisation.	-	-
<code>deriv</code>	long *	-	Derivative ID	-	Allowed values: (0) XP_NO_DER (1) XP_DER_1ST (2) XP_DER_2ND
<code>geoc_long</code>	double *	-	GS geocentric longitude (Earth fixed CS)	deg	$\geq 0$ $< 360$
<code>geod_lat</code>	double *	-	GS geodetic latitude (Earth fixed CS)	deg	$\geq -90$ $\leq 90$
<code>geod_alt</code>	double *	-	GS geodetic altitude (Earth fixed CS)	m	$\geq -bWGS$
<code>min_link_el</code>	double *	-	GS minimum link elevation (Topocentric CS)	deg	$\geq -90$ $\leq 90$

It is possible to use enumeration values rather than integer values for some of the input arguments:

- Derivative switch: `deriv`. See current document, Table 3 .

### 7.73.4 Output Parameters

The output parameters of the `xp_target_station` CFI function are:

**Table 223: Output parameters of `xp_target_station`**

C name	C type	Array Element	Description (Reference)	Unit (Format)	Allowed Range
num_user_target	long*	-	Number of user defined targets calculated	-	>= 0 (Set to 1 for non multi-target routines)
num_los_target	long*	-	Number of LOS targets calculated	-	>= 0
target_id	xp_target_id*	-	Structure that contains the Target results	-	-
ierr	long	-	Error vector	-	-

### 7.73.5 Warnings and Errors

Next table lists the possible error messages that can be returned by the `xp_target_station` CFI function after translating the returned error vector into the equivalent list of error messages by calling the function of the EO\_POINTING software library `xp_get_msg` (see [GEN\_SUM]).

This table also indicates the type of message returned, i.e. either a warning (WARN) or an error (ERR), the cause of such a message and the impact on the performed calculation.

The table is completed by the error code and value. These error codes can be obtained by translating the error vector returned by the `xp_target_station` function by calling the function of the EO\_POINTING software library `xp_get_code` (see [GEN\_SUM]).

**Table 224: Error messages of `xp_target_station` function**

Error type	Error message	Cause and impact	Error code	Error No
ERR	Attitude Id. is not initialized	No calculation performed	XP_CFI_TARGET_STATION_ATTITUDE_STATUS_ERR	0
ERR	Deriv flag is not correct	No calculation performed	XP_CFI_TARGET_STATION_DERIV_FLAG_ERR	1
ERR	Invalid GS Geocentric Longitude	No calculation performed	XP_CFI_TARGET_STATION_GEOC_LONG_ERR	2
ERR	Invalid GS Geodetic Latitude	No calculation performed	XP_CFI_TARGET_STATION_GEOD_LAT_ERR	3
ERR	Invalid GS Geodetic Altitude	No calculation performed	XP_CFI_TARGET_STATION	4

			N_GEODETTIC_ALT_ERR	
ERR	Invalid GS Minimum Link Elevation	No calculation performed	XP_CFI_TARGET_STATI N_MIN_LINK_EL_ERR	5
ERR	Input state vector does not satisfy loose tolerance requirement	No calculation performed	XP_CFI_TARGET_STATI N_INVALID_SV_ERR	6
ERR	Memory allocation error	No calculation performed	XP_CFI_TARGET_STATI N_MEMORY_ERR	7
ERR	Internal computation error #3	No calculation performed	XP_CFI_TARGET_STATI N_STAVIS_COMP_FAILED _ERR	8
WARN	Input state vector does not satisfy tight tolerance requirement	Calculation performed. A message informs the user.	XP_CFI_TARGET_STATI N_INVALID_SV_WARN	17

### 7.73.6 Runtime Performances

The following runtime performances have been measured.

*Table 225: Runtime performances of xp\_target\_station*

Solaris 32-bit. [ms]	Solaris 64 bit. [ms]	Linux 32-bit. [ms]	Linux 64-bit. [ms]
0.19	0.056	0.07	0.012



## 7.74 xp\_target\_drs

### 7.74.1 Overview

The `xp_target_drs` CFI function computes the most relevant observation parameters of the link between the satellite and a Data Relay Satellite (DRS).

### 7.74.2 Calling Interface

The calling interface of the `xp_target_drs` CFI function is the following (input parameters are underlined):

```
#include <explorer_pointing.h>
{
    long          sat_id;
    xp_attitude_id attitude_id = {NULL};
    xp_dem_id     dem_id = {NULL};
    xp_target_id  target_id = {NULL};
    long deriv;
    double drs_pos[3], drs_vel[3];
    long ierr[XP_NUM_ERR_TARGET_DRS], status, num_user_target,
        num_los_target;

    status = xp_target_drs(&sat_id,
                          &attitude_id,
                          &dem_id,
                          &deriv, &drs_pos, &drs_vel,
                          &num_user_target, &num_los_target,
                          &target_id, ierr);

    /* Or, using the run_id */
    long run_id;

    status = xp_target_drs_run(&run_id,
                              &attitude_id,
                              &deriv, &drs_pos, &drs_vel,
                              &num_user_target, &num_los_target,
                              &target_id, ierr);
}
```

The `XP_NUM_ERR_TARGET_DRS` constant is defined in the file `explorer_pointing.h`.

### 7.74.3 Input Parameters

The `xp_target_drs` CFI function has the following input parameters:

**Table 226: Input parameters of `xp_target_drs` function**

C name	C type	Array Element	Description (Reference)	Unit (Format)	Allowed Range
sat_id	long *	-	Satellite ID	-	Complete
attitude_id	xp_attitude_id*	-	Structure that contains the Attitude. (input/output)	-	-
dem_id	xp_dem_id*	-	Structure that contains the DEM initialisation.	-	-
deriv	long *	-	Derivative ID	-	Allowed values: (0) XP_NO_DER (1) XP_DER_1ST (2) XP_DER_2ND
drs_pos	double[3]	[0-2]	DRS position vector (Earth Fixed CS)	m	-
drs_vel	double[3]	[0-2]	DRS velocity vector (Earth Fixed CS)	m/s	-

It is possible to use enumeration values rather than integer values for some of the input arguments:

- Derivative switch: `deriv`. See current document, Table 3 .

### 7.74.4 Output Parameters

The output parameters of the `xp_target_drs` CFI function are:

**Table 227: Output parameters of `xp_target_drs`**

C name	C type	Array Element	Description (Reference)	Unit (Format)	Allowed Range
num_user_target	long*	-	Number of user defined targets calculated	-	$\geq 0$ (Set to 1 for non multi-target routines)
num_los_target	long*	-	Number of LOS targets calculated	-	$\geq 0$
target_id	xp_target_id*	-	Structure that contains the Target results	-	-
ierr	long	-	Error vector	-	-

### 7.74.5 Warnings and Errors

Next table lists the possible error messages that can be returned by the **xp\_target\_drs** CFI function after translating the returned error vector into the equivalent list of error messages by calling the function of the EO\_POINTING software library **xp\_get\_msg** (see [GEN\_SUM]).

This table also indicates the type of message returned, i.e. either a warning (WARN) or an error (ERR), the cause of such a message and the impact on the performed calculation.

The table is completed by the error code and value. These error codes can be obtained by translating the error vector returned by the **xp\_target\_drs** function by calling the function of the EO\_POINTING software library **xp\_get\_code** (see [GEN\_SUM]).

**Table 228: Error messages of xp\_target\_drs function**

Error type	Error message	Cause and impact	Error code	Error No
ERR	Attitude Id. is not initialized	No calculation performed	XP_CFI_TARGET_DRS_ATTITUDE_STATUS_ERR	0
ERR	Deriv flag is not correct	No calculation performed	XP_CFI_TARGET_DRS_DERIV_FLAG_ERR	1
ERR	Input state vector does not satisfy loose tolerance requirement	No calculation performed	XP_CFI_TARGET_DRS_INVALID_SV_ERR	2
ERR	Memory allocation error	No calculation performed	XP_CFI_TARGET_DRS_MEMORY_ERR	3
ERR	Input DRS state vector does not satisfy loose tolerance requirement	No calculation performed	XP_CFI_TARGET_DRS_INVALID_DRS_SV_ERR	4
ERR	Internal computation error #3	No calculation performed	XP_CFI_TARGET_DRS_DRSVIS_COMP_FAILED_ERR	5
WARN	Input state vector does not satisfy tight tolerance requirement	Calculation performed. A message informs the user.	XP_CFI_TARGET_DRS_INVALID_SV_WARN	6
WARN	Input DRS state vector does not satisfy tight tolerance requirement	Calculation performed. A message informs the user.	XP_CFI_TARGET_DRS_INVALID_DRS_SV_WARN	7
WARN	Path from Satellite to DRS occulted by the Earth	Calculation performed. A message informs the user.	XP_CFI_TARGET_DRS_NEGATIVE_TANG_DRS_ALT_WARN	8
WARN	Internal computation warning # 1	Calculation performed. A message informs the user.	XP_CFI_TARGET_DRS_NEGATIVE_TANG_SUN_ALT_WARN	9

		user.		
WARN	Internal computation warning # 2	Calculation performed. A message informs the user.	XP_CFI_TARGET_DRS_TANGENT_DRS_NOT_VALID_WARN	10
WARN	Internal computation warning # 3	Calculation performed. A message informs the user.	XP_CFI_TARGET_DRS_TANGENT_SUN_NOT_VALID_WARN	11

### 7.74.6 Runtime Performances

The following runtime performances have been measured.

*Table 229: Runtime performances of xp\_target\_drs*

Solaris 32-bit. [ms]	Solaris 64 bit. [ms]	Linux 32-bit. [ms]	Linux 64-bit. [ms]
0.58	0.18	0.23	0.047

## 7.75 xp\_target\_generic

### 7.75.1 Overview

The `xp_target_generic` CFI function allows the user to provide the target location (position and velocity) and later calculate extra results from it.

### 7.75.2 Calling Interface

The calling interface of the `xp_target_generic` CFI function is the following (input parameters are underlined):

```
#include <explorer_pointing.h>
{
    long          sat_id;
    xp_attitude_id attitude_id = {NULL};
    xp_dem_id     dem_id = {NULL};
    xp_target_id  target_id = {NULL};
    long deriv;
    double targ_pos[3], targ_vel[3], targ_acc[3];
    long ierr[XP_NUM_ERR_TARGET_GENERIC], status, num_user_target,
        num_los_target;

    status = xp_target_generic(&sat_id,
        &attitude_id,
        &dem_id,
        &deriv, targ_pos, targ_vel, targ_acc,
        &num_user_target, &num_los_target,
        &target_id, ierr);

    /* Or, using the run_id */
    long run_id;

    status = xp_target_generic_run(&run_id,
        &attitude_id,
        &deriv, targ_pos, targ_vel, targ_acc,
        &num_user_target, &num_los_target,
        &target_id, ierr);
}
```

The `XP_NUM_ERR_TARGET_GENERIC` constant is defined in the file *explorer\_pointing.h*.

### 7.75.3 Input Parameters

The `xp_target_generic` CFI function has the following input parameters:

*Table 230: Input parameters of `xp_target_generic` function*

C name	C type	Array Element	Description (Reference)	Unit (Format)	Allowed Range
sat_id	long *	-	Satellite ID	-	Complete
attitude_id	xp_attitude_id*	-	Structure that contains the Attitude. (input/output)	-	-
dem_id	xp_dem_id*	-	Structure that contains the DEM initialisation.	-	-
deriv	long *	-	Derivative ID	-	Allowed values: (0) XP_NO_DER (1) XP_DER_1ST (2) XP_DER_2ND
targ_pos	double[3]	[0-2]	Target position vector (Earth Fixed CS)	m	-
targ_vel	double[3]	[0-2]	Target velocity vector (Earth Fixed CS)	m/s	-
targ_acc	double[3]	[0-2]	Target acceleration vector (Earth Fixed CS)	m/s <sup>2</sup>	-

It is possible to use enumeration values rather than integer values for some of the input arguments:

- Derivative switch: `deriv`. See current document, Table 3 .

### 7.75.4 Output Parameters

The output parameters of the `xp_target_generic` CFI function are:

*Table 231: Output parameters of `xp_target_generic`*

C name	C type	Array Element	Description (Reference)	Unit (Format)	Allowed Range
num_user_target	long*	-	Number of user defined targets calculated	-	>= 0 (Set to 1 for non multi-target routines)
num_los_target	long*	-	Number of LOS targets calculated	-	>= 0
target_id	xp_target_id*	-	Structure that contains the Target	-	-

			results		
ierr	long	-	Error vector	-	-

### 7.75.5 Warnings and Errors

Next table lists the possible error messages that can be returned by the **xp\_target\_generic** CFI function after translating the returned error vector into the equivalent list of error messages by calling the function of the EO\_POINTING software library **xp\_get\_msg** (see [GEN\_SUM]).

This table also indicates the type of message returned, i.e. either a warning (WARN) or an error (ERR), the cause of such a message and the impact on the performed calculation.

The table is completed by the error code and value. These error codes can be obtained by translating the error vector returned by the **xp\_target\_generic** function by calling the function of the EO\_POINTING software library **xp\_get\_code** (see [GEN\_SUM]).

**Table 232: Error messages of xp\_target\_generic function**

Error type	Error message	Cause and impact	Error code	Error No
ERR	Attitude Id. is not initialized	No calculation performed	XP_CFI_TARGET_GENERIC_ATTITUDE_STATUS_ERR	0
ERR	Deriv flag is not correct	No calculation performed	XP_CFI_TARGET_GENERIC_DERIV_FLAG_ERR	1
ERR	Input state vector does not satisfy loose tolerance requirement	No calculation performed	XP_CFI_TARGET_GENERIC_INVALID_SV_ERR	2
ERR	Memory allocation error	No calculation performed	XP_CFI_TARGET_GENERIC_MEMORY_ERR	3
ERR	Internal computation error # 3	No calculation performed	XP_CFI_TARGET_GENERIC_INITIAL_LOOK_DIR_OR_PLANE_ERR	4
WARN	Input state vector does not satisfy tight tolerance requirement	Calculation performed. A message informs the user.	XP_CFI_TARGET_GENERIC_INVALID_SV_WARN	5

### 7.75.6 Runtime Performances

The following runtime performances have been measured.

*Table 233: Runtime performances of xp\_target\_generic*

Solaris 32-bit. [ms]	Solaris 64 bit. [ms]	Linux 32-bit. [ms]	Linux 64-bit. [ms]
0.096	0.035	0.041	0.007



## 7.76 xp\_target\_reflected

### 7.76.1 Overview

The `xp_target_reflected` CFI function allows the user to compute, from S/C position and attitude, and emitting source position, the point of reflection from the source towards the SC at a certain geodetic altitude.

### 7.76.2 Calling Interface

The calling interface of the `xp_target_reflected` CFI function is the following (input parameters are underlined):

```
#include <explorer_pointing.h>
{
    long          sat_id, deriv, source_type;
    long          status, num_user_target, num_los_target;
    xp_attitude_id attitude_id = {NULL};
    xp_target_id  target_id = {NULL};
    double        geod_alt, deflection_north, deflection_east,
                 source_param[XP_NUM_SOURCE_PARAM];
    long          ierr[XP_NUM_ERR_TARGET_REFLECTED]

    status = xp_target_reflected( &sat_id, &attitude_id,
                                  &deriv, &geod_alt,
                                  &deflection_north, &deflection_east,
                                  &source_type, source_param,
                                  /* outputs */
                                  &num_user_target, &num_los_target,
                                  &target_id, ierr);

    /* Or, using the run_id */
    long run_id;
    status = xp_target_reflected_run( &run_id,
                                       &attitude_id, &deriv, &geod_alt,
                                       &deflection_north, &deflection_east,
                                       &source_type, source_param,
                                       /* outputs */
                                       &num_user_target, &num_los_target,
                                       &target_id, ierr);
}
```

The `XP_NUM_ERR_TARGET_GENERIC` constant is defined in the file `explorer_pointing.h`.

### 7.76.3 Input Parameters

The `xp_target_reflected` CFI function has the following input parameters:

*Table 234: Input parameters of `xp_target_reflected` function*

C name	C type	Array Element	Description (Reference)	Unit (Format)	Allowed Range
sat_id	long *	-	Satellite ID	-	Complete
attitude_id	xp_attitude_id*	-	Structure that contains the Attitude. (input/output)	-	-
deriv	long *	-	Derivative ID	-	Allowed values: (0) XP_NO_DER (1) XP_DER_1ST (2) XP_DER_2ND
geod_lat	double *	-	GS geodetic latitude (Earth fixed CS)	deg	>= -90 < = 90
deflection_north	double *	-	North-South component of the vertical deflection	deg	>= -90 < = 90
deflection_east	double *	-	East-West component of the vertical deflection	deg	>= -90 < = 90
source_type	long *	-	The type of source	-	Allowed values: XP_SOURCE_STAR XP_SOURCE_SUN XP_SOURCE_MOON XP_SOURCE_GENERIC
source_param	double[XP_NUM_SOURCE_PARAM]	[0-5]	<ul style="list-style-type: none"> <li>if source_type is XP_SRC_STAR is selected, source_param = [ra (deg), dec (deg), paralax, 0.0, 0.0, 0.0], i.e. star coordinates in BM2000 CS.</li> <li>if source_type is XP_SOURCE_GENERIC source_param = [x, y, z, vx,vy,vz] position and velocity in EF</li> <li>else dummy values.</li> </ul>	Right ascension and declination in degrees.  Position vector in meters, velocity in meters/second	-

It is possible to use enumeration values rather than integer values for some of the input arguments:

- Derivative switch: deriv. See current document, Table 3 .
- Source Identification: source\_type. See current document, Table 3 .

### 7.76.4 Output Parameters

The output parameters of the **xp\_target\_reflected** CFI function are:

*Table 235: Output parameters of xp\_target\_reflected*

C name	C type	Array Element	Description (Reference)	Unit (Format)	Allowed Range
num_user_target	long*	-	Number of user defined targets calculated	-	>= 0 (Set to 1 for non multi-target routines)
num_los_target	long*	-	Number of LOS targets calculated	-	>= 0
target_id	xp_target_id*	-	Structure that contains the Target results	-	-
ierr	long	-	Error vector	-	-

### 7.76.5 Warnings and Errors

Next table lists the possible error messages that can be returned by the **xp\_target\_reflected** CFI function after translating the returned error vector into the equivalent list of error messages by calling the function of the EO\_POINTING software library **xp\_get\_msg** (see [GEN\_SUM]).

This table also indicates the type of message returned, i.e. either a warning (WARN) or an error (ERR), the cause of such a message and the impact on the performed calculation.

The table is completed by the error code and value. These error codes can be obtained by translating the error vector returned by the **xp\_target\_reflected** function by calling the function of the EO\_POINTING software library **xp\_get\_code** (see [GEN\_SUM]).

*Table 236: Error messages of xp\_target\_reflected function*

Error type	Error message	Cause and impact	Error code	Error No
ERR	Attitude Id. is not initialized	No calculation performed	XP_CFI_TARGET_REFLECTED_ATTITUDE_STATUS_ERROR	0
ERR	Error when calling xp_target_star	No calculation performed	XP_CFI_TARGET_REFLECTED_TARGET_STAR_ERROR	1
ERR	Error when calling	No calculation performed	XP_CFI_TARGET_REFLECT	2

	xp_target_tangent_sun		ED_TARGET_TG_SUN_ERR	
ERR	Error when calling xp_target_tangent_moon	No calculation performed	XP_CFI_TARGET_REFLECT ED_TARGET_TG_MOON_ERR	3
ERR	Error when calling xl_change_cart_cs	No calculation performed	XP_CFI_TARGET_REFLECT ED_CHANGE_CS_ERR	4
ERR	Could not get direction pointing	No calculation performed	XP_CFI_TARGET_REFLECT ED_DIR_POINT_ERR	5
ERR	Error when calling xp_target_tangent	No calculation performed	XP_CFI_TARGET_REFLECT ED_TARGET_TG_ERR	6
ERR	Wrong input parameter "source_type"	No calculation performed	XP_CFI_TARGET_REFLECT ED_WRONG_SRC_TYPE_ERR	7
ERR	Error when calling xp_target_extra_main	No calculation performed	XP_CFI_TARGET_REFLECT ED_TGT_EXTRA_MAIN_ERR	8
ERR	Target tangent altitude is less than the requested altitude	No calculation performed	XP_CFI_TARGET_REFLECT ED_WRONG_ALTITUDE_ERR	9
ERR	Could not get cartesian coordinates for the star	No calculation performed	XP_CFI_TARGET_REFLECT ED_RADEC_TO_CART_ERR	10
ERR	Could not get the Sun coordinates	No calculation performed	XP_CFI_TARGET_REFLECT ED_SUN_ERR	11
ERR	Could not get the Moon coordinates	No calculation performed	XP_CFI_TARGET_REFLECT ED_MOON_ERR	12
ERR	Iteration did not converge. Impossible to find the deflection point	No calculation performed	XP_CFI_TARGET_REFLECT ED_ITER_ERR	13
ERR	Could not compute GPM attitude frame	No calculation performed	XP_CFI_TARGET_REFLECT ED_SAT_NOM_ATT_INIT_ERR	14
ERR	Could not initialise the attitude frame	No calculation performed	XP_CFI_TARGET_REFLECT ED_ATT_INIT_ERR	15
ERR	Could not compute the attitude frame	No calculation performed	XP_CFI_TARGET_REFLECT ED_ATT_COMPUTE_ERR	16
ERR	Error when calling xp_target_extra_specular_reflection	No calculation performed	XP_CFI_TARGET_REFLECT ED_TGT_EXTRA_REF_ERR	17
ERR	Error when calling xp_target_inter	No calculation performed	XP_CFI_TARGET_REFLECT ED_TARGET_INTER_ERR	18
ERR	Error when calling xp_target_extra_vector	No calculation performed	XP_CFI_TARGET_REFLECT ED_TARGET_EXTRA_ERR	19
ERR	Error when calling	No calculation performed	XP_CFI_TARGET_REFLECT	20

	xp_target_generic		ED_TARGET_GENERIC_ERR	
ERR	Could not change EF coordinates to topocentric	No calculation performed	XP_CFI_TARGET_REFLECT ED_EF_TO_TOP_ERR	21
ERR	Could not change topocentric coordinates to EF	No calculation performed	XP_CFI_TARGET_REFLECT ED_TOP_TO_EF_ERR	22
ERR	Could not close target	No calculation performed	XP_CFI_TARGET_REFLECT ED_TGT_CLOSE_ERR	23
ERR	Could not close attitude	No calculation performed	XP_CFI_TARGET_REFLECT ED_ATT_CLOSE_ERR	24
ERR	Memory allocation error	No calculation performed	XP_CFI_TARGET_REFLECT ED_MEMORY_ERR	25
ERR	Could not compute the satellite to target range	No calculation performed	XP_CFI_TARGET_REFLECT ED_RANGE_CALC_ERR	26

### 7.76.6 Runtime Performances

The following runtime performances have been measured.

**Table 237: Runtime performances of xp\_target\_reflected**

Solaris 32-bit. [ms]	Solaris 64 bit. [ms]	Linux 32-bit. [ms]	Linux 64-bit. [ms]
36	16	39	3

## 7.77 xp\_target\_travel\_time

### 7.77.1 Overview

The `xp_target_travel_time` CFI function computes the point of the line of sight from the satellite (defined by an elevation and an azimuth angle expressed in the selected Attitude Frame) at a given travel time along the (curved) line of sight.

### 7.77.2 Calling Interface

The calling interface of the `xp_target_travel_time` CFI function is the following (input parameters are underlined):

```
#include <explorer_pointing.h>
{
    long          sat_id;
    xp_attitude_id attitude_id = {NULL};
    xp_atmos_id   atmos_id = {NULL};
    xp_dem_id     dem_id = {NULL};
    xp_target_id  target_id = {NULL};
    long deriv, iray;
    double los_az, los_el, travel_time
    double los_az_rate, los_el_rate, travel_time_rate, freq;
    long ierr[XP_NUM_ERR_TARGET_TRAVEL_TIME], status,
        num_user_target, num_los_target;

    status = xp_target_travel_time(&sat_id,
        &attitude_id,
        &atmos_id,
        &dem_id,
        &deriv, &los_az,
        &los_el, &travel_time, &los_az_rate, &los_el_rate,
        &travel_time_rate, &iray, &freq,
        &num_user_target, &num_los_target,
        &target_id, ierr);

    /* Or, using the run_id */
    long run_id;

    status = xp_target_travel_time_run(&run_id,
        &attitude_id,
        &deriv, &los_az,
```

```
    &los_el, &travel_time, &los_az_rate, &los_el_rate,  
    &travel_time_rate, &iray, &freq,  
    &num_user_target, &num_los_target,  
    &target_id, ierr);  
}
```

The `XP_NUM_ERR_TARGET_TRAVEL_TIME` constant is defined in the file *explorer\_pointing.h*.

### 7.77.3 Input Parameters

The `xp_target_travel_time` CFI function has the following input parameters:

**Table 238: Input parameters of `xp_target_travel_time` function**

C name	C type	Array Element	Description (Reference)	Unit (Format)	Allowed Range
sat_id	long *	-	Satellite ID	-	Complete
attitude_id	xp_attitude_id*	-	Structure that contains the Attitude. (input/output)	-	-
atmos_id	xp_atmos_id*	-	Structure that contains the atmosphere initialisation.	-	-
dem_id	xp_dem_id*	-	Structure that contains the DEM initialisation.	-	-
deriv	long *	-	Derivative ID	-	Allowed values: (0) XP_NO_DER (1) XP_DER_1ST (2) XP_DER_2ND
los_az	double *	-	Azimuth of the LOS (Attitude Frame)	deg	>= 0 < 360
los_el	double *	-	Elevation of the LOS (Attitude Frame)	deg	>= -90 <= 90
travel_time	double *	-	Travel time along the (curved) line of sight	s	> 0
los_az_rate	double *	-	Azimuth-rate of the LOS (Attitude Frame)	deg/s	-
los_el_rate	double *	-	Elevation-rate of the LOS (Attitude Frame)	deg/s	-
travel_time_rate	double *	-	Travel time-rate along the (curved) line of sight	s/s	-
iray	long *	-	Ray tracing model switch	-	Accepted values: (0) XP_NO_REF (1) XP_STD_REF (2) XP_USER_REF
freq	double *	-	Frequency of the signal	Hz	>= 0

It is possible to use enumeration values rather than integer values for some of the input arguments:

- Derivative switch: `deriv`. See current document, Table 3 .



- Ray tracing model switch: iray. See current document, Table 3.

### 7.77.4 Output Parameters

The output parameters of the `xp_target_travel_time` CFI function are:

**Table 239: Output parameters of `xp_target_travel_time`**

C name	C type	Array Element	Description (Reference)	Unit (Format)	Allowed Range
num_user_target	long*	-	Number of user defined targets calculated	-	>= 0 (Set to 1 for non multi-target routines)
num_los_target	long*	-	Number of LOS targets calculated	-	>= 0
target_id	xp_target_id*	-	Structure that contains the Target results	-	-
ierr	long	-	Error vector	-	-

### 7.77.5 Warnings and Errors

Next table lists the possible error messages that can be returned by the `xp_target_travel_time` CFI function after translating the returned error vector into the equivalent list of error messages by calling the function of the EO\_POINTING software library `xp_get_msg` (see [GEN\_SUM]).

This table also indicates the type of message returned, i.e. either a warning (WARN) or an error (ERR), the cause of such a message and the impact on the performed calculation.

The table is completed by the error code and value. These error codes can be obtained by translating the error vector returned by the `xp_target_travel_time` function by calling the function of the EO\_POINTING software library `xp_get_code` (see [GEN\_SUM]).

**Table 240: Error messages of `xp_target_travel_time` function**

Error type	Error message	Cause and impact	Error code	Error No
ERR	Attitude Id. is not initialized	No calculation performed	XP_CFI_TARGET_TRAVEL_TIME_ATTITUDE_STATUS_ERR	0
ERR	Intersection flag is not correct	No calculation performed	XP_CFI_TARGET_TRAVEL_TIME_INTER_FLAG_ERR	1
ERR	Invalid Frequency	No calculation performed	XP_CFI_TARGET_TRAVEL_TIME_FREQ_ERR	2
ERR	Atmospheric model has not	No calculation performed	XP_CFI_TARGET_TRAVEL	3

	been initialised		L_TIME_ATM_NOT_INIT_ERR	
ERR	Atmosphere initialisation is not compatible with Ray Tracing Model	No calculation performed	XP_CFI_TARGET_TRAVEL_TIME_ATM_INIT_IRAY_COMPATIB_ERR	4
ERR	Time reference ID is not correct	No calculation performed	XP_CFI_TARGET_TRAVEL_TIME_TIME_REF_ERR	5
ERR	Deriv flag is not correct	No calculation performed	XP_CFI_TARGET_TRAVEL_TIME_DERIV_FLAG_ERR	6
ERR	Ray Tracing Model ID is not correct	No calculation performed	XP_CFI_TARGET_TRAVEL_TIME_IRAY_ID_ERR	7
ERR	Input state vector does not satisfy loose tolerance requirement	No calculation performed	XP_CFI_TARGET_TRAVEL_TIME_INVALID_SV_ERR	8
ERR	Invalid LOS Azimuth	No calculation performed	XP_CFI_TARGET_TRAVEL_TIME_LOS_AZIMUTH_ERR	9
ERR	Invalid LOS Elevation	No calculation performed	XP_CFI_TARGET_TRAVEL_TIME_LOS_ELEVATION_ERR	10
ERR	Invalid Geodetic Altitude	No calculation performed	XP_CFI_TARGET_TRAVEL_TIME_GEODETTIC_ALT_ERR	11
ERR	Memory allocation error	No calculation performed	XP_CFI_TARGET_TRAVEL_TIME_MEMORY_ERR	12
ERR	Internal computation error # 3	No calculation performed	XP_CFI_TARGET_TRAVEL_TIME_INITIAL_LOOK_DIR_OR_PLANE_ERR	13
ERR	Time Reference not initialised	No calculation performed	XP_CFI_TARGET_TRAVEL_TIME_TIME_REF_INIT_ERR	14
ERR	No target was found	No calculation performed	XP_CFI_TARGET_TRAVEL_TIME_TARGET_NOT_FOUND_ERR	15
ERR	Internal computation error # 4	No calculation performed	XP_CFI_TARGET_TRAVEL_TIME_RANGE_OR_POINTING_CALC_ERR	16
WARN	Input state vector does not satisfy tight tolerance requirement	Calculation performed. A message informs the user.	XP_CFI_TARGET_TRAVEL_TIME_INVALID_SV_WARN	23
WARN	Path from satellite to target occulted by the Earth	Calculation performed. A message informs the user.	XP_CFI_TARGET_TRAVEL_TIME_NEGATIVE_ALTITUDE_WARN	24

### **7.77.6 Runtime Performances**

The following runtime performances have been measured.

*Table 241: Runtime performances of xp\_target\_travel\_time*

<b>Solaris 32-bit. [ms]</b>	<b>Solaris 64 bit. [ms]</b>	<b>Linux 32-bit. [ms]</b>	<b>Linux 64-bit. [ms]</b>
0.1	0.1	0.0	0.0

## 7.78 xp\_target\_tangent\_sun

### 7.78.1 Overview

The `xp_target_tangent_sun` CFI function computes the location of the tangent point over the Earth that is located on the line of sight that points to the Sun.

### 7.78.2 Calling Interface

The calling interface of the `xp_target_tangent_sun` CFI function is the following (input parameters are underlined):

```
#include <explorer_pointing.h>
{
    long          sat_id;
    xp_attitude_id attitude_id = {NULL};
    xp_atmos_id   atmos_id = {NULL};
    xp_dem_id     dem_id = {NULL};
    xp_target_id  target_id = {NULL};
    long deriv,   iray;
    double freq;
    long ierr[XP_NUM_ERR_TARGET_TANGENT_SUN], status,
        num_user_target, num_los_target;

    status = xp_target_tangent_sun(&sat_id,
        &attitude_id, &atmos_id, &dem_id,
        &deriv, &iray, &freq,
        &num_user_target, &num_los_target,
        &target_id, ierr);

    /* Or, using the run_id */
    long run_id;

    status = xp_target_tangent_sun_run(&run_id,
        &attitude_id,
        &deriv, &iray, &freq,
        &num_user_target, &num_los_target,
        &target_id, ierr);
}
```

The `XP_NUM_ERR_TARGET_TANGENT_SUN` constant is defined in the file `explorer_pointing.h`.

### 7.78.3 Input Parameters

The `xp_target_tangent_sun` CFI function has the following input parameters:

**Table 242: Input parameters of `xp_target_tangent_sun` function**

C name	C type	Array Element	Description (Reference)	Unit (Format)	Allowed Range
sat_id	long *	-	Satellite ID	-	Complete
attitude_id	xp_attitude_id*	-	Structure that contains the Attitude. (input/output)	-	-
atmos_id	xp_atmos_id*	-	Structure that contains the atmosphere initialisation.	-	-
dem_id	xp_dem_id*	-	Structure that contains the DEM initialisation.	-	-
deriv	long *	-	Derivative ID	-	Allowed values: (0) XP_NO_DER (1) XP_DER_1ST (2) XP_DER_2ND
iray	long *	-	Ray tracing model switch	-	Accepted values: All (see Table 3 )
freq	double *	-	Frequency of the signal	Hz	>= 0

It is possible to use enumeration values rather than integer values for some of the input arguments:

- Derivative switch: `deriv`. See current document, Table 3 .
- Ray tracing model switch: `iray`. See current document, Table 3

### 7.78.4 Output Parameters

The output parameters of the `xp_target_tangent_sun` CFI function are:

**Table 243: Output parameters of `xp_target_tangent_sun`**

C name	C type	Array Element	Description (Reference)	Unit (Format)	Allowed Range
num_user_target	long*	-	Number of user defined targets calculated	-	>= 0 (Set to 1 for non multi-target routines)
num_los_target	long*	-	Number of LOS targets calculated	-	>= 0

target_id	xp_target_id*	-	Structure that contains the Target results	-	-
ierr	long	-	Error vector	-	-

### 7.78.5 Warnings and Errors

Next table lists the possible error messages that can be returned by the **xp\_target\_tangent\_sun** CFI function after translating the returned error vector into the equivalent list of error messages by calling the function of the EO\_POINTING software library **xp\_get\_msg** (see [GEN\_SUM]).

This table also indicates the type of message returned, i.e. either a warning (WARN) or an error (ERR), the cause of such a message and the impact on the performed calculation.

The table is completed by the error code and value. These error codes can be obtained by translating the error vector returned by the **xp\_target\_tangent\_sun** function by calling the function of the EO\_POINTING software library **xp\_get\_code** (see [GEN\_SUM]).

**Table 244: Error messages of xp\_target\_tangent\_sun function**

Error type	Error message	Cause and impact	Error code	Error No
ERR	Attitude ID is not initialized	No calculation performed	XP_CFI_SUN_ATTITUDE_STATUS_ERR	0
ERR	Deriv flag is not correct	No calculation performed	XP_CFI_SUN_DERIV_FLAG_ERR	1
ERR	Ray Tracing Model ID is not correct	No calculation performed	XP_CFI_SUN_IRAY_ID_ERR	2
ERR	Invalid Frequency	No calculation performed	XP_CFI_SUN_FREQ_ERR	3
ERR	Atmospheric model has not been initialised	No calculation performed	XP_CFI_SUN_ATM_NOT_INIT_ERR	4
ERR	Atmosphere initialisation is not compatible with Ray Tracing Model	No calculation performed	XP_CFI_SUN_ATM_INIT_IRAY_COMPATIB_ERR	5
ERR	Input state vector does not satisfy loose tolerance requirement	No calculation performed	XP_CFI_SUN_INVALID_STATE_VECTOR_ERR	6
ERR	Time Reference not initialised	No calculation performed	XP_CFI_SUN_TIME_REF_INIT_ERR	7
ERR	Internal computation error # 1	No calculation performed	XP_CFI_SUN_SUN_POSITION_CALC_ERR	8
ERR	Internal computation error # 2	No calculation performed	XP_CFI_SUN_SUN_CS_CALC_ERR	9

			LC_ERR	
ERR	Internal computation error # 3	No calculation performed	XP_CFI_SUN_SUN_POINTING_CALC_ERR	10
ERR	Internal computation error # 4	No calculation performed	XP_CFI_SUN_TARGET_START_ERR	11
ERR	Internal computation error # 5	No calculation performed	XP_CFI_SUN_TG_PT_BEHIND_LOOK_DIR_ERR	12
WARN	Input state vector does not satisfy tight tolerance requirement	Calculation performed. A message informs the user.	XP_CFI_SUN_INVALID_STATE_WARN	13
WARN	Tangent point is behind looking direction	Calculation performed. A message informs the user.	XP_CFI_SUN_TG_PT_BEHIND_LOOK_DIR_WARN	14

### 7.78.6 Runtime Performances

The following runtime performances have been measured.

**Table 245: Runtime performances of *xp\_target\_tangent\_sun***

Solaris 32-bit. [ms]	Solaris 64 bit. [ms]	Linux 32-bit. [ms]	Linux 64-bit. [ms]
2.2	0.40	1.1	0.13

## 7.79 xp\_target\_tangent\_moon

### 7.79.1 Overview

The `xp_target_tangent_moon` CFI function computes the location of the tangent point over the Earth that is located on the line of sight that points to the Moon.

### 7.79.2 Calling Interface

The calling interface of the `xp_target_tangent_moon` CFI function is the following (input parameters are underlined):

```
#include <explorer_pointing.h>
{
{
    long          sat_id;
    xp_attitude_id attitude_id = {NULL};
    xp_atmos_id   atmos_id = {NULL};
    xp_dem_id     dem_id = {NULL};
    xp_target_id  target_id = {NULL};
    long deriv,   iray;
    double freq;
    long ierr[XP_NUM_ERR_TARGET_TANGENT_MOON], status,
        num_user_target, num_los_target;

    status = xp_target_tangent_moon(&sat_id,
        &attitude_id, &atmos_id, &dem_id,
        &deriv, &iray, &freq,
        &num_user_target, &num_los_target,
        &target_id, ierr);

    /* Or, using the run_id */
    long run_id;

    status = xp_target_tangent_moon_run(&run_id,
        &attitude_id,
        &deriv, &iray, &freq,
        &num_user_target, &num_los_target,
        &target_id, ierr);
}
}
```

The `XP_NUM_ERR_TARGET_TANGENT_MOON` constant is defined in the file `explorer_pointing.h`.



### 7.79.3 Input Parameters

The `xp_target_tangent_moon` CFI function has the following input parameters:

**Table 246: Input parameters of `xp_tangent_target_moon` function**

C name	C type	Array Element	Description (Reference)	Unit (Format)	Allowed Range
sat_id	long *	-	Satellite ID	-	Complete
attitude_id	xp_attitude_id*	-	Structure that contains the Attitude. (input/output)	-	-
atmos_id	xp_atmos_id*	-	Structure that contains the atmosphere initialisation.	-	-
dem_id	xp_dem_id*	-	Structure that contains the DEM initialisation.	-	-
deriv	long *	-	Derivative ID	-	Allowed values: (0) XP_NO_DER (1) XP_DER_1ST (2) XP_DER_2ND
iray	long *	-	Ray tracing model switch	-	Accepted values: All (see Table 3 )
freq	double *	-	Frequency of the signal	Hz	>= 0

It is possible to use enumeration values rather than integer values for some of the input arguments:

- Derivative switch: `deriv`. See current document, Table 3 .
- Ray tracing model switch: `iray`. See current document, Table 3

### 7.79.4 Output Parameters

The output parameters of the `xp_target_tangent_moon` CFI function are:

**Table 247: Output parameters of `xp_tangent_target_moon`**

C name	C type	Array Element	Description (Reference)	Unit (Format)	Allowed Range
num_user_target	long*	-	Number of user defined targets calculated	-	>= 0 (Set to 1 for non multi-target routines)
num_los_target	long*	-	Number of LOS targets calculated	-	>= 0
target_id	xp_target_id*	-	Structure that contains the Target	-	-

			results		
ierr	long	-	Error vector	-	-

### 7.79.5 Warnings and Errors

Next table lists the possible error messages that can be returned by the **xp\_target\_tangent\_moon** CFI function after translating the returned error vector into the equivalent list of error messages by calling the function of the EO\_POINTING software library **xp\_get\_msg** (see [GEN\_SUM]).

This table also indicates the type of message returned, i.e. either a warning (WARN) or an error (ERR), the cause of such a message and the impact on the performed calculation.

The table is completed by the error code and value. These error codes can be obtained by translating the error vector returned by the **xp\_target\_tangent\_moon** function by calling the function of the EO\_POINTING software library **xp\_get\_code** (see [GEN\_SUM]).

**Table 248: Error messages of xp\_target\_tangent\_moon function**

Error type	Error message	Cause and impact	Error code	Error No
ERR	Attitude ID is not initialized	No calculation performed	XP_CFI_MOON_ATTITUDE_STATUS_ERR	0
ERR	Deriv flag is not correct	No calculation performed	XP_CFI_MOON_DERIV_FLAG_ERR	1
ERR	Ray Tracing Model ID is not correct	No calculation performed	XP_CFI_MOON_IRAY_ID_ERR	2
ERR	Invalid Frequency	No calculation performed	XP_CFI_MOON_FREQ_ERR	3
ERR	Atmospheric model has not been initialised	No calculation performed	XP_CFI_MOON_ATM_NOT_INIT_ERR	4
ERR	Atmosphere initialisation is not compatible with Ray Tracing Model	No calculation performed	XP_CFI_MOON_ATM_INIT_IRAY_COMPATIB_ERR	5
ERR	Input state vector does not satisfy loose tolerance requirement	No calculation performed	XP_CFI_MOON_INVALID_SV_ERR	6
ERR	Time Reference not initialised	No calculation performed	XP_CFI_MOON_TIME_REF_INIT_ERR	7
ERR	Internal computation error #1	No calculation performed	XP_CFI_MOON_MOON_POSITION_CALC_ERR	8
ERR	Internal computation error #2	No calculation performed	XP_CFI_MOON_MOON_CS_CALC_ERR	9

ERR	Internal computation error #3	No calculation performed	XP_CFI_MOON_MOON_POINTING_CALC_ERR	10
ERR	Internal computation error #4	No calculation performed	XP_CFI_MOON_TARGET_STAR_ERR	11
ERR	Internal computation error #5	No calculation performed	XP_CFI_MOON_TG_PT_BEHIND_LOOK_DIR_ERR	12
WARN	Input state vector does not satisfy tight tolerance requirement	Calculation performed. A message informs the user.	XP_CFI_MOON_INVALID_SV_WARN	13
WARN	Tangent point is behind looking direction	Calculation performed. A message informs the user.	XP_CFI_MOON_TG_PT_BEHIND_LOOK_DIR_WARN	14

### 7.79.6 Runtime Performances

The following runtime performances have been measured.

**Table 249: Runtime performances of xp\_target\_tangent\_moon**

Solaris 32-bit. [ms]	Solaris 64 bit. [ms]	Linux 32-bit. [ms]	Linux 64-bit. [ms]
2.0	0.40	1.1	0.13

## 7.80 xp\_multi\_target\_inter

### 7.80.1 Overview

The `xp_multi_target_inter` CFI function computes the first or the second intersection points of the line of sight from the satellite (defined by an elevation and an azimuth angle expressed in the selected Attitude Frame) with surfaces located at certain geodetic altitudes over the Earth.

### 7.80.2 Calling Interface

The calling interface of the `xp_multi_target_inter` CFI function is the following (input parameters are underlined):

```
#include <explorer_pointing.h>
{
    long          sat_id;
    xp_attitude_id attitude_id = {NULL};
    xp_atmos_id   atmos_id = {NULL};
    xp_dem_id     dem_id = {NULL};
    xp_target_id  target_id = {NULL};
    long deriv, inter_flag, iray;
    double los_az, los_el, geod_alt[XP_MAX_NUM_MULTI_TARGET],
           los_az_rate, los_el_rate, freq;
    long ierr[XP_NUM_ERR_MULTI_TARGET_INTER], num_target, status
           num_user_target, num_los_target;

    status = xp_multi_target_inter(&sat_id,
                                   &attitude_id,
                                   &atmos_id,
                                   &dem_id,
                                   &deriv, &inter_flag, &los_az,
                                   &los_el, &num_target, geod_alt, &los_az_rate,
                                   &los_el_rate, &iray, &freq,
                                   &num_user_target, &num_los_target,
                                   &target_id, ierr);

    /* Or, using the run_id */
    long run_id;

    status = xp_multi_target_inter_run(&run_id,
                                       &attitude_id,
                                       &deriv, &inter_flag, &los_az,
```

```
    &los_el, &num_target, geod_alt, &los_az_rate,  
    &los_el_rate, &iray, &freq,  
    &num_user_target, &num_los_target,  
    &target_id, ierr);  
}
```

The `XP_NUM_ERR_MULTI_TARGET_INTER` constant is defined in the file *explorer\_pointing.h*.

### 7.80.3 Input Parameters

The `xp_multi_target_inter` CFI function has the following input parameters:

*Table 250: Input parameters of `xp_multi_target_inter` function*

C name	C type	Array Element	Description (Reference)	Unit (Format)	Allowed Range
sat_id	long *	-	Satellite ID	-	Complete
attitude_id	xp_attitude_id*	-	Structure that contains the Attitude. (input/output)	-	-
atmos_id	xp_atmos_id*	-	Structure that contains the atmosphere initialisation.	-	-
dem_id	xp_dem_id*	-	Structure that contains the DEM initialisation.	-	-
deriv	long *	-	Derivative ID	-	Allowed values: (0) XP_NO_DER (1) XP_DER_1ST (2) XP_DER_2ND
inter_flag	long *	-	Flag for first or second inter section point selection	-	Allowed values: (1) XP_INTER_1ST (2) XP_INTER_2ND
los_az	double *	-	Azimuth of the LOS (Attitude Frame)	deg	>= 0 < 360
los_el	double *	-	Elevation of the LOS (Attitude Frame)	deg	>= -90 <= 90
num_target	long *	-	Number of user defined altitudes	-	> 0
geod_alt	double [XP_MAX_NUM_MULTI_TARGET]	-	Geodetic altitude over the Earth, sorted vector, strict monotonic decreasing	m	>= -bWGS
los_az_rate	double *	-	Azimuth-rate of the LOS (Attitude Frame)	deg/s	-
los_el_rate	double *	-	Elevation-rate of the LOS (Attitude Frame)	deg/s	-
iray	long *	-	Ray tracing model switch	-	Accepted values: (0) XP_NO_REF (1) XP_STD_REF

					(2) XP_USER_REF
freq	double *	-	Frequency of the signal	Hz	>= 0

It is possible to use enumeration values rather than integer values for some of the input arguments:

- Derivative switch: deriv. See current document, Table 3 .
- Intersection flag: inter\_flag. See current document, Table 3 .
- Ray tracing model switch: iray. See current document, Table 3 .

### 7.80.4 Output Parameters

The output parameters of the **xp\_multi\_target\_inter** CFI function are:

*Table 251: Output parameters of xp\_multi\_target\_inter*

C name	C type	Array Element	Description (Reference)	Unit (Format)	Allowed Range
num_user_target	long*		Number of user defined targets calculated		>= 0 <= num_target
num_los_target	long*		Number of LOS targets calculated		>= 0
target_id	xp_target_id*	-	Structure that contains the Target results	-	-
ierr	long	-	Error vector	-	-

### 7.80.5 Warnings and Errors

Next table lists the possible error messages that can be returned by the **xp\_multi\_target\_inter** CFI function after translating the returned error vector into the equivalent list of error messages by calling the function of the EO\_POINTING software library **xp\_get\_msg** (see [GEN\_SUM]).

This table also indicates the type of message returned, i.e. either a warning (WARN) or an error (ERR), the cause of such a message and the impact on the performed calculation.

The table is completed by the error code and value. These error codes can be obtained by translating the error vector returned by the **xp\_multi\_target\_inter** function by calling the function of the EO\_POINTING software library **xp\_get\_code** (see [GEN\_SUM]).

**Table 252: Error messages of xp\_multi\_target\_inter function**

Error type	Error message	Cause and impact	Error code	Error No
ERR	Attitude Id. is not initialized	No calculation performed	XP_CFI_MULTI_TARGET_INTER_ATTITUDE_STATU S_ERR	0
ERR	Intersection flag is not correct	No calculation performed	XP_CFI_MULTI_TARGET_INTER_INTER_FLAG_ERR	1
ERR	Invalid Frequency	No calculation performed	XP_CFI_MULTI_TARGET_INTER_FREQ_ERR	2
ERR	Atmospheric model has not been initialised	No calculation performed	XP_CFI_MULTI_TARGET_INTER_ATM_NOT_INIT_E RR	3
ERR	Atmosphere initialisation is not compatible with Ray Tracing Model	No calculation performed	XP_CFI_MULTI_TARGET_INTER_ATM_INIT_IRAY_ COMPATIB_ERR	4
ERR	Time reference ID is not correct	No calculation performed	XP_CFI_MULTI_TARGET_INTER_TIME_REF_ERR	5
ERR	Deriv flag is not correct	No calculation performed	XP_CFI_MULTI_TARGET_INTER_DERIV_FLAG_ERR	6
ERR	Ray Tracing Model ID is not correct	No calculation performed	XP_CFI_MULTI_TARGET_INTER_IRAY_ID_ERR	7
ERR	Input state vector does not satisfy loose tolerance requirement	No calculation performed	XP_CFI_MULTI_TARGET_INTER_INVALID_SV_ERR	8
ERR	Invalid LOS Azimuth	No calculation performed	XP_CFI_MULTI_TARGET_INTER_LOS_AZIMUTH_E RR	9
ERR	Invalid LOS Elevation	No calculation performed	XP_CFI_MULTI_TARGET_INTER_LOS_ELEVATION_ ERR	10
ERR	Invalid Geodetic Altitude	No calculation performed	XP_CFI_MULTI_TARGET_INTER_GEODETTIC_ALT_E RR	11
ERR	Memory allocation error	No calculation performed	XP_CFI_MULTI_TARGET_INTER_MEMORY_ERR	12
ERR	Internal computation error #3	No calculation performed	XP_CFI_MULTI_TARGET_INTER_INITIAL_LOOK_DI R_OR_PLANE_ERR	13
ERR	Time Reference not initialised	No calculation performed	XP_CFI_MULTI_TARGET_INTER_TIME_REF_INIT_E RR	14
ERR	No target was found	No calculation performed	XP_CFI_MULTI_TARGET_INTER_TARGET_NOT_FO	15



			UND_ERR	
ERR	Internal computation error #4	No calculation performed	XP_CFI_MULTI_TARGET_INTER_RANGE_OR_POINTING_CALC_ERR	16
WARN	Input state vector does not satisfy tight tolerance requirement	Calculation performed. A message informs the user.	XP_CFI_MULTI_TARGET_INTER_INVALID_SV_WARN	23
WARN	Path from satellite to target occulted by the Earth	Calculation performed. A message informs the user.	XP_CFI_MULTI_TARGET_INTER_NEGATIVE_ALTITUDE_WARN	24

### 7.80.6 Runtime Performances

The following runtime performances have been measured.

*Table 253: Runtime performances of xp\_multi\_target\_inter*

Solaris 32-bit. [ms]	Solaris 64 bit. [ms]	Linux 32-bit. [ms]	Linux 64-bit. [ms]
2.0	1.0	2.0	0.0

## 7.81 xp\_multi\_target\_travel\_time

### 7.81.1 Overview

The `xp_multi_target_travel_time` CFI function computes the points of the line of sight from the satellite (defined by an elevation and an azimuth angle expressed in the selected Attitude Frame) at given travel times along the (curved) line of sight.

### 7.81.2 Calling Interface

The calling interface of the `xp_multi_target_travel_time` CFI function is the following (input parameters are underlined):

```
#include <explorer_pointing.h>
{
    long          sat_id;
    xp_attitude_id attitude_id = {NULL};
    xp_atmos_id   atmos_id = {NULL};
    xp_dem_id     dem_id = {NULL};
    xp_target_id  target_id = {NULL};
    long deriv, iray;
    double los_az, los_el, travel_time[XP_MAX_NUM_MULTI_TARGET];
    double los_az_rate, los_el_rate, travel_time_rate, freq;
    long num_target, num_user_target, num_los_target;
    long ierr[XP_NUM_ERR_MULTI_TARGET_TRAVEL_TIME], status;

    status = xp_multi_target_travel_time(&sat_id,
        &attitude_id,
        &atmos_id,
        &dem_id,
        &deriv, &los_az, &los_el,
        &num_target, travel_time, &los_az_rate,
        &los_el_rate, &travel_time_rate, &iray, &freq,
        &num_user_target, &num_los_target,
        &target_id, ierr);

    /* Or, using the run_id */
    long run_id;

    status = xp_multi_target_travel_time_run(&run_id,
        &attitude_id,
        &deriv, &los_az, &los_el,
```

```
    &num_target, travel_time, &los_az_rate,  
    &los_el_rate, &travel_time_rate, &iray, &freq,  
    &num_user_target, &num_los_target,  
    &target_id, ierr);  
}
```

The `XP_NUM_ERR_MULTI_TARGET_TRAVEL_TIME` constant is defined in the file *explorer\_pointing.h*.

### 7.81.3 Input Parameters

The `xp_multi_target_travel_time` CFI function has the following input parameters:

**Table 254: Input parameters of `xp_multi_target_travel_time` function**

C name	C type	Array Element	Description (Reference)	Unit (Format)	Allowed Range
sat_id	long *	-	Satellite ID	-	Complete
attitude_id	xp_attitude_id*	-	Structure that contains the Attitude. (input/output)	-	-
atmos_id	xp_atmos_id*	-	Structure that contains the atmosphere initialisation.	-	-
dem_id	xp_dem_id*	-	Structure that contains the DEM initialisation.	-	-
deriv	long *	-	Derivative ID	-	Allowed values: (0) XP_NO_DER (1) XP_DER_1ST (2) XP_DER_2ND
los_az	double *	-	Azimuth of the LOS (Attitude Frame)	deg	>= 0 < 360
los_el	double *	-	Elevation of the LOS (Attitude Frame)	deg	>= -90 <= 90
num_target	long *	-	Number of user defined times	-	> 0
travel_time	double [XP_MAX_NUM_MULTI_TARGET]	-	Travel time along the (curved) line of sight,sorted vector, strict monotonic increasing	s	> 0
los_az_rate	double *	-	Azimuth-rate of the LOS (Attitude Frame)	deg/s	-
los_el_rate	double *	-	Elevation-rate of the LOS (Attitude Frame)	deg/s	-
travel_time_rate	double *	-	Travel time-rate along the (curved) line of sight. Constant number.	s/s	-
iray	long *	-	Ray tracing model switch	-	Accepted values: (0) XP_NO_REF (1) XP_STD_REF (2) XP_USER_REF
freq	double *	-	Frequency of the signal	Hz	>= 0

---

--	--	--	--	--	--

It is possible to use enumeration values rather than integer values for some of the input arguments:

- Derivative switch: deriv. See current document, Table 3 .
- Ray tracing model switch: iray. See current document, Table 3 .

### 7.81.4 Output Parameters

The output parameters of the `xp_multi_target_travel_time` CFI function are:

**Table 255: Output parameters of `xp_multi_target_travel_time`**

C name	C type	Array Element	Description (Reference)	Unit (Format)	Allowed Range
num_user_target	long*	-	Number of user defined targets calculated	-	>= 0 <= num_target
num_los_target	long*	-	Number of LOS targets calculated	-	>= 0
target_id	xp_target_id*	-	Structure that contains the Target results	-	-
ierr	long	-	Error vector	-	-

### 7.81.5 Warnings and Errors

Next table lists the possible error messages that can be returned by the `xp_multi_target_travel_time` CFI function after translating the returned error vector into the equivalent list of error messages by calling the function of the EO\_POINTING software library `xp_get_msg` (see [GEN\_SUM]).

This table also indicates the type of message returned, i.e. either a warning (WARN) or an error (ERR), the cause of such a message and the impact on the performed calculation.

The table is completed by the error code and value. These error codes can be obtained by translating the error vector returned by the `xp_multi_target_travel_time` function by calling the function of the EO\_POINTING software library `xp_get_code` (see [GEN\_SUM]).

**Table 256: Error messages of `xp_multi_target_travel_time` function**

Error type	Error message	Cause and impact	Error code	Error No
ERR	Attitude Id. is not initialized	No calculation performed	XP_CFI_MULTI_TARGET_TRAVEL_TIME_ATTITUDE_STATUS_ERR	0
ERR	Intersection flag is not correct	No calculation performed	XP_CFI_MULTI_TARGET_TRAVEL_TIME_INTER_FLAG_ERR	1
ERR	Invalid Frequency	No calculation performed	XP_CFI_MULTI_TARGET_TRAVEL_TIME_FREQ_ERR	2
ERR	Atmospheric model has not been initialised	No calculation performed	XP_CFI_MULTI_TARGET_TRAVEL_TIME_ATM_NOT_INIT_ERR	3

ERR	Atmosphere initialisation is not compatible with Ray Tracing Model	No calculation performed	XP_CFI_MULTI_TARGET_TRAVEL_TIME_ATM_INIT_IRAY_COMPATIB_ERR	4
ERR	Time reference ID is not correct	No calculation performed	XP_CFI_MULTI_TARGET_TRAVEL_TIME_TIME_REF_ERR	5
ERR	Deriv flag is not correct	No calculation performed	XP_CFI_MULTI_TARGET_TRAVEL_TIME_DERIV_FLAG_ERR	6
ERR	Ray Tracing Model ID is not correct	No calculation performed	XP_CFI_MULTI_TARGET_TRAVEL_TIME_IRAY_ID_ERR	7
ERR	Input state vector does not satisfy loose tolerance requirement	No calculation performed	XP_CFI_MULTI_TARGET_TRAVEL_TIME_INVALID_SV_ERR	8
ERR	Invalid LOS Azimuth	No calculation performed	XP_CFI_MULTI_TARGET_TRAVEL_TIME_LOS_AZIMUTH_ERR	9
ERR	Invalid LOS Elevation	No calculation performed	XP_CFI_MULTI_TARGET_TRAVEL_TIME_LOS_ELEVATION_ERR	10
ERR	Invalid Geodetic Altitude	No calculation performed	XP_CFI_MULTI_TARGET_TRAVEL_TIME_GEODETI C_ALT_ERR	11
ERR	Memory allocation error	No calculation performed	XP_CFI_MULTI_TARGET_TRAVEL_TIME_MEMORY_ERR	12
ERR	Internal computation error #3	No calculation performed	XP_CFI_MULTI_TARGET_TRAVEL_TIME_INITIAL_L OOK_DIR_OR_PLANE_ER R	13
ERR	Time Reference not initialised	No calculation performed	XP_CFI_MULTI_TARGET_TRAVEL_TIME_TIME_REF _INIT_ERR	14
ERR	No target was found	No calculation performed	XP_CFI_MULTI_TARGET_TRAVEL_TIME_TARGET_ NOT_FOUND_ERR	15
ERR	Internal computation error #4	No calculation performed	XP_CFI_MULTI_TARGET_TRAVEL_TIME_RANGE_O R_POINTING_CALC_ERR	16
WARN	Input state vector does not satisfy tight tolerance requirement	Calculation performed. A message informs the user.	XP_CFI_MULTI_TARGET_TRAVEL_TIME_INVALID_ SV_WARN	23
WARN	Path from satellite to target occulted by the Earth	Calculation performed. A message informs the user.	XP_CFI_MULTI_TARGET_TRAVEL_TIME_NEGATIV E_ALTITUDE_WARN	24

### **7.81.6 Runtime Performances**

The following runtime performances have been measured.

*Table 257: Runtime performances of xp\_multi\_target\_travel\_time*

Solaris 32-bit. [ms]	Solaris 64 bit. [ms]	Linux 32-bit. [ms]	Linux 64-bit. [ms]
1.0	1.0	0.0	0.0



## 7.82 xp\_target\_extra\_vector

### 7.82.1 Overview

The `xp_target_extra_vector` CFI function provides the following output parameters for the target(s) in input data structure.: target position, velocity and acceleration vectors, line of sight direction, range, travel time and their corresponding derivatives.

### 7.82.2 Calling Interface

The calling interface of the `xp_target_extra_vector` CFI function is the following (input parameters are underlined):

```
#include <explorer_pointing.h>
{
    long choice, target_type, target_number;
    xp_target_id target_id = {NULL};
    double vector_results[XP_SIZE_TARGET_RESULT_VECTOR],
           vector_results_rate[XP_SIZE_TARGET_RESULT_VECTOR],
           vector_results_rate_rate[XP_SIZE_TARGET_RESULT_VECTOR];
    long ierr[XP_NUM_ERR_TARGET_EXTRA_VECTOR], status;

    status = xp_target_extra_vector (&target_id, &choice,
                                     &target_type, &target_number,
                                     vector_results,
                                     vector_results_rate,
                                     vector_results_rate_rate, ierr);
}
```

The `XP_SIZE_TARGET_RESULT_VECTOR` and `XP_NUM_ERR_TARGET_EXTRA_VECTOR` constants are defined in the file `explorer_pointing.h`.

### 7.82.3 Input Parameters

The `xp_target_extra_vector` CFI function has the following input parameters:

*Table 258: Input parameters of `xp_target_extra_vector` function*

C name	C type	Array Element	Description (Reference)	Unit (Format)	Allowed Range
<code>target_id</code>	<code>xp_target_id*</code>	-	Structure that contains the Target results	-	-
<code>choice</code>	<code>long *</code>	-	Flag to select the extra results to be computed.  Even though derivatives could be requested by user, they will not be calculated if the target was computed without derivatives (a warning is raised in this case).	-	Allowed values: (0) <code>XP_NO_DER</code> (1) <code>XP_DER_1ST</code> (2) <code>XP_DER_2ND</code>
<code>target_type</code>	<code>long *</code>		Flag to select the type of target		<code>XP_USER_TARGET_T YPE</code>  <code>XP_LOS_TARGET_T YPE</code>  <code>XP_DEM_TARGET_T YPE</code>
<code>target_number</code>	<code>long *</code>	-	Target number		<code>&gt;= 0</code>

It is possible to use enumeration values rather than integer values for some of the input arguments:

- Choice. (See Table 3).

## 7.82.4 Output Parameters

The output parameters of the `xp_target_extra_vector` CFI function are:

*Table 259: Output parameters of `xp_target_extra_vector`*

C name	C type	Array Element	Description (Reference)	Unit (Format)	Allowed Range
vector_results double[XP_SIZE_TARGET_RESULT_VECTOR]		[0]	Target Position X (Earth-Fixed)	m	
		[1]	Target Position Y (Earth-Fixed)	m	
		[2]	Target Position Z (Earth-Fixed)	m	
		[3]	Direction LOS X (Earth-Fixed)	-	
		[4]	Direction LOS Y (Earth-Fixed)	-	
		[5]	Direction LOS Z (Earth-Fixed)	-	
		[6]	Range to Attitude Frame Origin	m	
		[7]	Travel Time to Attitude Frame Origin	s	
		[8:XP_SIZE_TARGET_RESULT_VECTOR]	(dummy)	-	-
vector_results_rate double[XP_SIZE_TARGET_RESULT_VECTOR]		[0]	Target Velocity X (Earth-Fixed)	m/ s	
		[1]	Target Velocity Y (Earth-Fixed)	m/ s	
		[2]	Target Velocity Z (Earth-Fixed)	m/ s	
		[3]	Direction Rate LOS X (Earth-Fixed)	1/s	
		[4]	Direction Rate LOS Y (Earth-Fixed)	1/s	
		[5]	Direction Rate LOS Z (Earth-Fixed)	1/s	
		[6]	Range Rate to Attitude Frame Origin	m/s	
		[7]	Travel Time Rate to Attitude Frame Origin	s/s	
		[8:XP_SIZE_TARGET_RESULT_VECTOR]	(dummy)	-	-
vector_results_rate_rate double[XP_SIZE_TARGET_RESULT_VECTOR]		[0]	Target Acceleration X (Earth-Fixed)	m/s <sup>2</sup>	
		[1]	Target Acceleration Y (Earth-Fixed)	m/s <sup>2</sup>	
		[2]	Target Acceleration Z (Earth-Fixed)	m/s <sup>2</sup>	
		[3]	Direction Rate Rate LOS X (Earth-Fixed)	1/s <sup>2</sup>	
		[4]	Direction Rate Rate LOS Y (Earth-Fixed)	1/s <sup>2</sup>	

			Fixed)		
	[5]		Direction Rate Rate LOS Z (Earth-Fixed)	1/s <sup>2</sup>	
	[6]		Range Rate Rate to Attitude Frame Origin	m/s <sup>2</sup>	
	[7]		Travel Time Rate Rate to Attitude Frame Origin	s/s <sup>2</sup>	
	[8:XP_SIZ E_TARGE T_RESUL T_VECTO R]		(dummy)	-	-
ierr	long	-	Error vector	-	-

Note that first derivative parameters (vector\_results\_rate) are returned as zeros if derivative flag (deriv) was set to NO\_DER when the target was computed and that second derivative parameters (vector\_results\_rate\_rate) are returned as zeros if derivative flag (deriv) was set to NO\_DER or 1ST\_DER.

Note also that when a refraction mode is selected, the second derivative parameters (vector\_results\_rate\_rate) are returned as zeros.

### 7.82.5 Warnings and Errors

Next table lists the possible error messages that can be returned by the **xp\_target\_extra\_vector** CFI function after translating the returned error vector into the equivalent list of error messages by calling the function of the EO\_POINTING software library **xp\_get\_msg** (see [GEN\_SUM]).

This table also indicates the type of message returned, i.e. either a warning (WARN) or an error (ERR), the cause of such a message and the impact on the performed calculation.

The table is completed by the error code and value. These error codes can be obtained by translating the error vector returned by the **xp\_target\_extra\_vector** function by calling the function of the EO\_POINTING software library **xp\_get\_code** (see [GEN\_SUM]).

**Table 260: Error messages of xp\_target\_extra\_vector function**

Error type	Error message	Cause and impact	Error code	Error No
ERR	The Target ID does not contain any data	No calculation performed	XP_CFI_TARGET_EXTRA_VECTOR_NO_DATA_ERR	0
ERR	The target does not exist	No calculation performed	XP_CFI_TARGET_EXTRA_VECTOR_NO_SUCH_USER_TARGET_ERR	1
ERR	The target does not exist	No calculation performed	XP_CFI_TARGET_EXTRA_VECTOR_NO_SUCH_LOS_TA	2

			RGET_ERR	
ERR	The target does not exist	No calculation performed	XP_CFI_TARGET_EXTRA_VECTOR_NO_SUCH_EARTH_TARGET_ERR	3
ERR	Could not compute the DEM target	No calculation performed	XP_CFI_TARGET_EXTRA_VECTOR_EARTH_TARGET_COMPUT_ERR	4
ERR	Wrong target type	No calculation performed	XP_CFI_TARGET_EXTRA_VECTOR_WRONG_TARGET_TYPE_ERR	5
ERR	Wrong deriv input flag	No calculation performed	XP_CFI_TARGET_EXTRA_VECTOR_DERIV_FLAG_ERR	6
WARN	1st. Derivatives are not available	Calculation performed. A message informs the user.	XP_CFI_TARGET_EXTRA_VECTOR_DER_1ST_NOT_AVAILABLE_WARN	7
WARN	2nd. Derivatives are not available	Calculation performed. A message informs the user.	XP_CFI_TARGET_EXTRA_VECTOR_DER_2ND_NOT_AVAILABLE_WARN	8

### 7.82.6 Runtime Performances

The following runtime performances have been measured.

**Table 261: Runtime performances of xp\_target\_extra\_vector**

Solaris 32-bit. [ms]	Solaris 64 bit. [ms]	Linux 32-bit. [ms]	Linux 64-bit. [ms]
0.003	0.001	0.002	0.000

## 7.83 xp\_target\_extra\_main

### 7.83.1 Overview

The `xp_target_extra_main` CFI function computes the extra parameter for the target(s) in input data structure.

### 7.83.2 Calling Interface

The calling interface of the `xp_target_extra_main` CFI function is the following (input parameters are underlined):

```
#include <explorer_pointing.h>
{
    long choice, target_type, target_number;
    double main_results[XP_SIZE_TARGET_RESULT_MAIN],
           main_results_rate[XP_SIZE_TARGET_RESULT_MAIN],
           main_results_rate_rate[XP_SIZE_TARGET_RESULT_MAIN];
    xp_target_id target_id = {NULL};
    long ierr[XP_NUM_ERR_TARGET_EXTRA_MAIN], status;

    status = xp_target_extra_main (&target_id, &choice, &target_type,
                                   &target_number,
                                   main_results, main_results_rate,
                                   main_results_rate_rate, ierr);
}
```

The `XP_SIZE_TARGET_EXTRA_MAIN` and `XP_NUM_ERR_TARGET_RESULT_MAIN` constants are defined in the file `explorer_pointing.h`.

### 7.83.3 Input Parameters

The `xp_target_extra_main` CFI function has the following input parameters:

*Table 262: Input parameters of `xp_target_extra_main` function*

C name	C type	Array Element	Description (Reference)	Unit (Format)	Allowed Range
<code>target_id</code>	<code>xp_target_id*</code>	-	Structure that contains the Target results	-	-
<code>choice</code>	<code>long *</code>	-	Flag to select the extra results to be computed.  Even though derivatives could be requested by user, they will not be calculated if the target was computed without derivatives (a warning is raised in this case).	-	Complete
<code>target_type</code>	<code>long *</code>	-	Flag to select the type of target	-	XP_USER_TARGET_TYPE XP_LOS_TARGET_TYPE XP_DEM_TARGET_TYPE
<code>target_number</code>	<code>long *</code>	-	Target number	-	>= 0

It is possible to use enumeration values rather than integer values for some of the input arguments:

- Choice. (See Table 3).

### 7.83.4 Output Parameters

The output parameters of the `xp_target_extra_main` CFI function are:

*Table 263: Output parameters of `xp_target_extra_main`*

C name	C type	Array Element	Description (Reference)	Unit (Format)	Allowed Range
main_results double[XP_SIZE_TARGET_RESULT_MAIN]		[0]	Target geocentric longitude (Earth Fixed CS)	deg	>= 0 < 360
		[1]	Target geocentric latitude (Earth Fixed CS)	deg	>= -90 <= +90
		[2]	Target geodetic latitude (Earth Fixed CS)	deg	>= -90 <= +90
		[3]	Target geodetic altitude (Earth Fixed CS)	m	-
		[4]	Satellite to target azimuth (Topocentric CS)	deg	>= 0 < 360
		[5]	Satellite to target elevation (Topocentric CS)	deg	>= -90 <= +90
		[6]	Satellite to target pointing: Azimuth (attitude frame)	deg	>= 0 < 360
		[7]	Satellite to target pointing: Elevation (attitude frame)	deg	>= -90 <= +90
		[8]	Target to satellite pointing: Azimuth (Topocentric)	deg	>= 0 < 360
		[9]	Target to satellite pointing: Elevation (Topocentric)	deg	>= -90 <= +90
		[10:XP_SIZE_TARGET_RESULT_MAIN]	(dummy)	-	-
main_results_rate double[XP_SIZE_TARGET_RESULT_MAIN]		[0]	Target geocentric longitude rate (Earth Fixed CS)	deg/s	-
		[1]	Target geocentric latitude rate (Earth Fixed CS)	deg/s	-
		[2]	Target geodetic latitude rate (Earth Fixed CS)	deg/s	-
		[3]	Target geodetic altitude rate	m/s	-



		(Earth Fixed CS)		
	[4]	Satellite to target azimuth rate (Topocentric CS)	deg/s	-
	[5]	Satellite to target elevation rate (Topocentric CS)	deg/s	-
	[6]	Satellite to target pointing: Azimuth rate (attitude frame)	deg/s	-
	[7]	Satellite to target pointing: Elevation rate (attitude frame)	deg/s	-
	[8]	Target to satellite pointing: Azimuth rate (Topocentric)	deg/s	-
	[9]	Target to satellite pointing: Elevation rate (Topocentric)	deg/s	-
	[10:XP_SIZE_TARGET_RESULT_MAIN]	(dummy)	-	-
main_results_rate_rate double[XP_SIZE_TARGET_RESULT_MAIN]	[0]	Target geocentric longitude rate-rate (Earth Fixed CS)	deg/s <sup>2</sup>	-
	[1]	Target geocentric latitude rate-rate (Earth Fixed CS)	deg/s <sup>2</sup>	-
	[2]	Target geodetic latitude rate-rate (Earth Fixed CS)	deg/s <sup>2</sup>	-
	[3]	Target geodetic altitude rate-rate (Earth Fixed CS)	m/s <sup>2</sup>	-
	[4]	Satellite to target azimuth rate-rate (Topocentric CS)	deg/s <sup>2</sup>	-
	[5]	Satellite to target elevation rate-rate (Topocentric CS)	deg/s <sup>2</sup>	-
	[6]	Satellite to target pointing: Azimuth rate-rate (attitude frame)	deg/s <sup>2</sup>	-
	[7]	Satellite to target pointing: Elevation rate-rate (attitude frame)	deg/s <sup>2</sup>	-
	[8]	Target to satellite pointing: Azimuth rate-rate (Topocentric)	deg/s <sup>2</sup>	-
	[9]	Target to satellite pointing:	deg/s <sup>2</sup>	-

			Elevation rate-rate (Topocentric)		
		[10:XP_S IZE_TAR G ET_RESU LT_MAIN]	(dummy)	-	-
ierr	long	-	Error vector	-	-

Note that first derivative parameters (vector\_results\_rate) are returned as zeros if derivative flag (deriv) was set to NO\_DER when the target was computed and that second derivative parameters (vector\_results\_rate\_rate) are returned as zeros if derivative flag (deriv) was set to NO\_DER or 1ST\_DER.

Note also that when a refraction mode is selected, the second derivative parameters (vector\_results\_rate\_rate) are returned as zeros.

### 7.83.5 Warnings and Errors

Next table lists the possible error messages that can be returned by the **xp\_target\_extra\_main** CFI function after translating the returned error vector into the equivalent list of error messages by calling the function of the EO\_POINTING software library **xp\_get\_msg** (see [GEN\_SUM]).

This table also indicates the type of message returned, i.e. either a warning (WARN) or an error (ERR), the cause of such a message and the impact on the performed calculation.

The table is completed by the error code and value. These error codes can be obtained by translating the error vector returned by the **xp\_target\_extra\_main** function by calling the function of the EO\_POINTING software library **xp\_get\_code** (see [GEN\_SUM]).

**Table 264: Error messages of xp\_target\_extra\_main function**

Error type	Error message	Cause and impact	Error code	Error No
ERR	No target data available	No calculation performed	XP_CFI_TARGET_EXTRA_M AIN_NO_DATA_ERR	0
ERR	The target does not exist	No calculation performed	XP_CFI_TARGET_EXTRA_M AIN_NO_SUCH_USER_TARG ET_ERR	1
ERR	The target does not exist	No calculation performed	XP_CFI_TARGET_EXTRA_M AIN_NO_SUCH_LOS_TARGE T_ERR	2
ERR	The target does not exist	No calculation performed	XP_CFI_TARGET_EXTRA_M AIN_NO_SUCH_EARTH_TA RGET_ERR	3
ERR	Could not compute the DEM target	No calculation performed	XP_CFI_TARGET_EXTRA_M AIN_EARTH_TARGET_COM PUT_ERR	4
ERR	Wrong target type	No calculation performed	XP_CFI_TARGET_EXTRA_M	5

			AIN_WRONG_TARGET_TYP E_ERR	
ERR	Invalid time reference in target data	No calculation performed	XP_CFI_TARGET_EXTRA_M AIN_INVALID_TIME_REF_E RR	6
ERR	Error calling to XL_Car_Geo CFI function	No calculation performed	XP_CFI_TARGET_EXTRA_M AIN_CAR_TO_GEO_ERR	7
ERR	Error getting tranformation matrix to Topocentric CS	No calculation performed	XP_CFI_TARGET_EXTRA_M AIN_TOPO_ERR	8
ERR	Error getting direction angles	No calculation performed	XP_CFI_TARGET_EXTRA_M AIN_DIR_POINTING_ERR	9
ERR	Error while changing coordinate system	No calculation performed	XP_CFI_TARGET_EXTRA_M AIN_CS_CHANGE_ERR	10
WARN	Warning: Derivatives cannot be calculated	Calculation performed	XP_CFI_TARGET_EXTRA_M AIN_DERIV_WARN	11
WARN	Warning calling to XL_Car_Geo CFI function	Calculation performed, but derivatives will not be computed	XP_CFI_TARGET_EXTRA_M AIN_ambiguous_SINGUL AR_WARN	12

### 7.83.6 Runtime Performances

The following runtime performances have been measured.

**Table 265: Runtime performances of xp\_target\_extra\_main**

Solaris 32-bit. [ms]	Solaris 64 bit. [ms]	Linux 32-bit. [ms]	Linux 64-bit. [ms]
0.43	0.12	0.16	0.027

## 7.84 xp\_target\_extra\_aux

### 7.84.1 Overview

The `xp_target_extra_aux` CFI function computes auxiliary parameters for the target in input data structure.

### 7.84.2 Calling Interface

The calling interface of the `xp_target_extra_aux` CFI function is the following (input parameters are underlined):

```
#include <explorer_pointing.h>
{
    long choice, target_type, target_number;
    double aux_results[XP_SIZE_TARGET_RESULT_AUX],
           aux_results_rate[XP_SIZE_TARGET_RESULT_AUX],
           aux_results_rate_rate[XP_SIZE_TARGET_RESULT_AUX];
    xp_target_id target_id = {NULL};
    long ierr[XP_NUM_ERR_TARGET_EXTRA_AUX], status;

    status = xp_target_extra_aux(&target_id, &choice, &target_type,
                                &target_number,
                                aux_results, aux_results_rate,
                                aux_results_rate_rate, ierr);
}
```

The `XP_SIZE_TARGET_RESULT_AUX` and `XP_NUM_ERR_TARGET_EXTRA_AUX` constants are defined in the file *explorer\_pointing.h*.

### 7.84.3 Input Parameters

The `xp_target_extra_aux` CFI function has the following input parameters:

*Table 266: Input parameters of `xp_target_extra_aux`*

C name	C type	Array Element	Description (Reference)	Unit (Format)	Allowed Range
<code>target_id</code>	<code>xp_target_id*</code>	-	Structure that contains the Target results	-	-
<code>choice</code>	<code>long *</code>	-	Flag to select the extra results to be computed.  Even though derivatives could be requested by user, they will not be calculated if the target was computed without derivatives (a warning is raised in this case).	-	Complete
<code>target_type</code>	<code>long *</code>	-	Flag to select the type of target	-	XP_USER_TARGET_TYPE XP_LOS_TARGET_TYPE XP_DEM_TARGET_TYPE
<code>target_number</code>	<code>long *</code>	-	Target number	-	$\geq 0$

It is possible to use enumeration values rather than integer values for some of the input arguments:

- Choice. (See Table 3).

### 7.84.4 Output Parameters

The output parameters of the `xp_target_extra_aux` CFI function are:

**Table 267: Output parameters of `xp_target_extra_aux`**

C name	C type	Array Element	Description (Reference)	Unit (Format)	Allowed Range
aux_results double[XP_SIZE_TARGET_RESULT_AUX]	[0]		Radius of curvature in the look direction at the nadir of the target (Earth fixed CS)	m	$\geq 0$
	[1]		Distance from the nadir of the target to the satellite nadir. (Earth fixed CS)	m	$\geq 0$
	[2]		Minimum distance from the nadir of the target to the ground track (Earth Fixed CS). It is regarded as positive distance when the nadir of the target is located on the left hand side of the ground track.	m	-
	[3]		Distance from the SSP to the point located on the ground track that is at a minimum distance from the nadir of the target (Earth fixed CS) It is regarded as positive distance when that point is located on the ground track ahead the SSP (in the direction of the motion of the SSP)	m	-
	[4]		Mean Local Solar Time at target.	decimal hour	$\geq 0$ $< 24$
	[5]		True Local Solar Time at target.	decimal hour	$\geq 0$ $< 24$
	[6]		Right ascension at which the look direction from the satellite to the target points at target point. (True of Date CS)	deg	$\geq 0$ $< 360$
	[7]		Declination at which the look direction from the satellite to the target points at target point. (True of Date CS)	deg	$\geq -90$ $< 90$
	[8:XP_SIZE_TARGET_RESULT_AUX]		(dummy)	-	-
aux_results_rate	[0]		Radius of curvature-rate in the look direction	m/s	-

double[XP_SIZE_TARGET_RESULT_AUX]			at the nadir of the target (Earth fixed CS)		
		[1]	Distance-rate from the nadir of the target to the satellite nadir. (Earth fixed CS)	m	>= 0
		[2]	Distance-rate from the nadir of the target to the ground track (Earth fixed CS)	m/s	-
		[3]	Distance-rate from the SSP to the point located on the ground track that is at a minimum distance from the nadir of the target (Earth fixed CS)		
		[4:7]	(dummy)	-	-
		[8]	Northward component of the velocity relative to the Earth of the nadir of the target (Topocentric CS)	m/s	-
		[9]	Eastward component of the velocity relative to the Earth of the nadir of the target (Topocentric CS)	m/s	-
		[10]	Azimuth of the velocity relative to the Earth of the nadir of the target. (Topocentric CS)	deg	>= 0 < 360
		[11]	Magnitude of the velocity relative to the Earth of the nadir of the target. (Topocentric CS)	m/s	>= 0
		[12:XP_SIZE_TARGET_RESULT_AUX]	(dummy)	-	-
aux_results_rate_rate	double[XP_SIZE_TARGET_RESULT_AUX]	[0]	Radius of curvature-rate-rate in the look direction at the nadir of the target (Earth fixed CS)	m/s	-
		[1]	Distance-rate-rate from the nadir of the target to the satellite nadir. (Earth fixed CS)	m	>= 0
		[2]	Distance-rate-rate from the nadir of the target to the ground track (Earth fixed CS)	m/s	-
		[3]	Distance-rate-rate from the SSP to the point located on the ground track that is at a minimum distance from the nadir of the target (Earth fixed CS)		

		[4:XP_SIZ E_TARGE T_RESUL T_AUX]	(dummy)	-	-
ierr	long	-	Error vector	-	-

### 7.84.5 Warnings and Errors

Next table lists the possible error messages that can be returned by the **xp\_target\_extra\_aux** CFI function after translating the returned error vector into the equivalent list of error messages by calling the function of the EO\_POINTING software library **xp\_get\_msg** (see [GEN\_SUM]).

This table also indicates the type of message returned, i.e. either a warning (WARN) or an error (ERR), the cause of such a message and the impact on the performed calculation.

The table is completed by the error code and value. These error codes can be obtained by translating the error vector returned by the **xp\_target\_extra\_aux** function by calling the function of the EO\_POINTING software library **xp\_get\_code** (see [GEN\_SUM]).

**Table 268: Error messages of xp\_target\_extra\_aux function**

Error type	Error message	Cause and impact	Error code	Error No
ERR	No target data available	No calculation performed	XP_CFI_TARGET_EXTRA_A UX_NO_DATA_ERR	0
ERR	The target does not exist	No calculation performed	XP_CFI_TARGET_EXTRA_A UX_NO_SUCH_USER_TARG ET_ERR	1
ERR	The target does not exist	No calculation performed.	XP_CFI_TARGET_EXTRA_A UX_NO_SUCH_LOS_TARG T_ERR	2
ERR	The target does not exist	No calculation performed	XP_CFI_TARGET_EXTRA_A UX_NO_SUCH_EARTH_TAR GET_ERR	3
ERR	Could not compute the DEM target	No calculation performed	XP_CFI_TARGET_EXTRA_A UX_EARTH_TARGET_COMP UT_ERR	4
ERR	Wrong target type	No calculation performed	XP_CFI_TARGET_EXTRA_A UX_WRONG_TARGET_TYPE _ERR	5
ERR	Invalid time reference in target data	No calculation performed	XP_CFI_TARGET_EXTRA_A UX_INVALID_TIME_REF_ER R	6
ERR	Error calling to XL_Car_Geo CFI function	No calculation performed	XP_CFI_TARGET_EXTRA_A UX_CAR_TO_GEO_ERR	7
ERR	Error getting tranformation	No calculation performed	XP_TARGET_EXTRA_AUX_	8



	matrix to Topocentric CS.		TOPO_ERR	
ERR	Error getting direction angles	No calculation performed	XP_CFI_TARGET_EXTRA_A UX_DIR_POINTING_ERR	9
ERR	Error computing radius of curvature	No calculation performed	XP_CFI_TARGET_EXTRA_A UX_RADII_CURVATURE_C ALC_ERR	10
ERR	Error computing pointing after crossing the Earth atmosphere	No calculation performed	XP_CFI_TARGET_EXTRA_A UX_POINTING_AFTER_ATM _CALC_ERR	11
ERR	Error computing distance	No calculation performed	XP_CFI_TARGET_EXTRA_A UX_DISTANCE_CALC_ERR	12
ERR	Error computing velocity of the target's nadir	No calculation performed	XP_CFI_TARGET_EXTRA_A UX_TOP_VEL_CALC_ERR	13
WARN	Error computing MLST of TLST	Calculation performed	XP_CFI_TARGET_EXTRA_A UX_MLST_OR_TLST_CALC_ERR	14
WARN	Warning: Path from satellite to target occulted by the Earth	Calculation performed	XP_CFI_TARGET_EXTRA_A UX_NEGATIVE_ALTITUDE_WARN	15
WARN	Warning calling to XL_Car_Geo CFI function	Calculation performed,	XP_CFI_TARGET_EXTRA_A UX_AMBIGUOUS_SINGULAR_WARN	16
WARN	Warning: Derivatives cannot be calculated	Calculation performed,	XP_CFI_TARGET_EXTRA_A UX_DERIV_WARN	17

### 7.84.6 Runtime Performances

The following runtime performances have been measured.

**Table 269: Runtime performances of xp\_target\_extra\_aux**

Solaris 32-bit. [ms]	Solaris 64 bit. [ms]	Linux 32-bit. [ms]	Linux 64-bit. [ms]

## 7.85 xp\_target\_extra\_ef\_target

### 7.85.1 Overview

The `xp_target_extra_ef_target` CFI function computes the parameter for an Earth fixed target related to the target in input data structure.

### 7.85.2 Calling Interface

The calling interface of the `xp_target_extra_ef_target` CFI function is the following (input parameters are underlined):

```
#include <explorer_pointing.h>
{
    long target_type, target_number, choice;
    double freq;
    double ef_target_results_rate[XP_SIZE_EF_TARGET_RESULT],
    ef_target_results_rate_rate[XP_SIZE_EF_TARGET_RESULT];
    xp_target_id target_id = {NULL};
    long ierr[XP_NUM_ERR_TARGET_EXTRA_EF_TARGET], status;

    status = xp_target_extra_ef_target(&target_id, &choice,
                                       &target_type, &target_number, &freq,
                                       ef_target_results_rate,
                                       ef_target_results_rate_rate, ierr);
}
```

The `XP_SIZE_TARGET_RESULT_EF_TARGET` and `XP_NUM_ERR_TARGET_EXTRA_EF_TARGET` constants are defined in the file *explorer\_pointing.h*.

### 7.85.3 Input Parameters

The `xp_target_extra_ef_target` CFI function has the following input parameters:

*Table 270: Input parameters of `xp_target_extra_ef_target` function*

C name	C type	Array Element	Description (Reference)	Unit (Format)	Allowed Range
<code>target_id</code>	<code>xp_target_id*</code>	-	Structure that contains the Target results	-	-
<code>choice</code>	<code>long *</code>	-	Flag to select the extra results to be computed.  Even though derivatives could be requested by user, they will not be calculated if the target was computed without derivatives (a warning is raised in this case).	-	Allowed values: (0) <code>XP_NO_DER</code> (1) <code>XP_DER_1ST</code> (2) <code>XP_DER_2ND</code>
<code>target_type</code>	<code>long *</code>	-	Flag to select the type of target	-	<code>XP_USER_TARGET_TYPE</code> <code>XP_LOS_TARGET_TYPE</code> <code>XP_DEM_TARGET_TYPE</code>
<code>target_number</code>	<code>long *</code>	-	Target number	-	$\geq 0$
<code>freq</code>	<code>double *</code>	-	Frequency of the signal	Hz	$\geq 0$

It is possible to use enumeration values rather than integer values for some of the input arguments:

- Choice. (See Table 3).

## 7.85.4 Output Parameters

The output parameters of the `xp_target_extra_ef_target` CFI function are:

*Table 271: Output parameters of `xp_target_extra_ef_target`*

C name	C type	Array Element	Description (Reference)	Unit (Format)	Allowed Range
ef_target_results_rate	double [XP_SIZE_EF_TARGET_RESULT]	[0]	2-way Doppler shift of the signal (Earth Fixed CS)	Hz	-
		[1]	Earthfixed target to satellite range-rate. (Earth Fixed CS)	m/s	-
		[2]	Earthfixed target to satellite azimuth-rate. (Topocentric CS)	deg/s	-
		[3]	Earthfixed target to satellite elevation-rate. (Topocentric CS)	deg/s	-
		[4]	Satellite to earthfixed target azimuth-rate. (Topocentric CS)	deg/s	-
		[5]	Satellite to earthfixed target elevation-rate. (Topocentric CS)	deg/s	-
		[6]	Satellite to earthfixed target azimuth-rate. (Attitude Frame)	deg/s	-
		[7]	Satellite to earthfixed target elevation-rate. (Attitude Frame)	deg/s	-
ef_target_results_rate_rate	double [XP_SIZE_EF_TARGET_RESULT]	[0]	(dummy)	-	-
		[1]	Earthfixed target to satellite range-rate-rate. (Earth Fixed CS)	m/s <sup>2</sup>	-
		[2]	Earthfixed target to satellite azimuth-rate-rate. (Topocentric CS)	deg/s <sup>2</sup>	-
		[3]	Earthfixed target to satellite elevation-rate-rate. (Topocentric CS)	deg/s <sup>2</sup>	-
		[4]	Satellite to earthfixed target azimuth-rate-rate. (Topocentric CS)	deg/s <sup>2</sup>	-
		[5]	Satellite to earthfixed target elevation-rate-rate. (Topocentric CS)	deg/s <sup>2</sup>	-
		[6]	Satellite to earthfixed target azimuth-rate-rate-rate.	deg/s <sup>2</sup>	-

			(Attitude Frame)		
		[7]	Satellite to earthfixed target elevation-rate-rate. (Attitude Frame)	deg/s2	-
ierr	long	-	Error vector	-	-

### 7.85.5 Warnings and Errors

Next table lists the possible error messages that can be returned by the **xp\_target\_extra\_ef\_target** CFI function after translating the returned error vector into the equivalent list of error messages by calling the function of the EO\_POINTING software library **xp\_get\_msg** (see [GEN\_SUM]).

This table also indicates the type of message returned, i.e. either a warning (WARN) or an error (ERR), the cause of such a message and the impact on the performed calculation.

The table is completed by the error code and value. These error codes can be obtained by translating the error vector returned by the **xp\_target\_extra\_ef\_target** function by calling the function of the EO\_POINTING software library **xp\_get\_code** (see [GEN\_SUM]).

**Table 272: Error messages of xp\_target\_extra\_ef\_target function**

Error type	Error message	Cause and impact	Error code	Error No
ERR	No target data available	No calculation performed	XP_CFI_TARGET_EXTRA_E F_TARGET_NO_DATA_ERR	0
ERR	The target does not exist	No calculation performed	XP_CFI_TARGET_EXTRA_E F_TARGET_NO_SUCH_USER _TARGET_ERR	1
ERR	The target does not exist	No calculation performed	XP_CFI_TARGET_EXTRA_E F_TARGET_NO_SUCH_LOS_ TARGET_ERR	2
ERR	The target does not exist	No calculation performed	XP_CFI_TARGET_EXTRA_E F_TARGET_NO_SUCH_EAR TH_TARGET_ERR	3
ERR	Could not compute the DEM target	No calculation performed	XP_CFI_TARGET_EXTRA_E F_TARGET_EARTH_TARGE T_COMPUT_ERR	4
ERR	Wrong target type	No calculation performed	XP_CFI_TARGET_EXTRA_E F_TARGET_WRONG_TARGE T_TYPE_ERR	5
ERR	Wrong input deriv flag	No calculation performed	XP_CFI_TARGET_EXTRA_E F_TARGET_DERIV_FLAG_E RR	6
ERR	Error getting target geodetic coordinates	No calculation performed	XP_CFI_TARGET_EXTRA_E F_TARGET_GEO_COORD_E RR	7

ERR	Invalid time reference in target data	No calculation performed	XP_CFI_TARGET_EXTRA_EF_TARGET_INVALID_TIME_REF_ERR	8
ERR	Internal computation error	No calculation performed	XP_CFI_TARGET_EXTRA_EF_TARGET_RANGE_OR_POINTING_CALC_ERR	9
ERR	Wrong Atmospheric model in target data	No calculation performed	XP_CFI_TARGET_EXTRA_EF_TARGET_MODE_COMBINATION_SWITCHES_ERR	10
ERR	Error calling to XL_Car_Geo CFI function	No calculation performed	XP_CFI_TARGET_EXTRA_EF_TARGET_CAR_GEO_ERR	11
WARN	2nd. Derivatives are not available	Calculation performed	XP_CFI_TARGET_EXTRA_EF_TARGET_DER_2ND_NOT_AVAIL_WARN	12
WARN	Warning calling to XL_Car_Geo CFI function	Calculation performed	XP_CFI_TARGET_EXTRA_EF_TARGET_AMBIGUOUS_SINGULAR_WARN	13
WARN	1ST Derivative not computed for target. Satellite to target azimuth and elevation rates (SRAR CS) cannot be calculated	Calculation performed, except for azimuth and elevation rates in SRAR coordinate system.	XP_CFI_TARGET_EXTRA_EF_TARGET_DERIV_FLAG_WARN	14

## 7.85.6 Runtime Performances

The following runtime performances have been measured.

*Table 273: Runtime performances of xp\_target\_extra\_ef\_target*

Solaris 32-bit. [ms]	Solaris 64 bit. [ms]	Linux 32-bit. [ms]	Linux 64-bit. [ms]
0.37	0.10	0.14	0.025

## 7.86 xp\_target\_extra\_target\_to\_sun

### 7.86.1 Overview

The `xp_target_extra_target_to_sun` CFI function computes extra parameters related to the pointing from the target in input data structure to the sun.

### 7.86.2 Calling Interface

The calling interface of the `xp_target_extra_target_to_sun` CFI function is the following (input parameters are underlined):

```
#include <explorer_pointing.h>
{
    long target_type, target_number, choice, iray;
    double freq;
    double sun_results[XP_SIZE_SUN_RESULT],
           sun_results_rate[XP_SIZE_SUN_RESULT],
           sun_results_rate_rate[XP_SIZE_SUN_RESULT];
    xp_target_id target_id = {NULL};
    long ierr[XP_NUM_ERR_TARGET_EXTRA_TARGET_TO_SUN], status;

    status = xp_target_extra_target_to_sun
              (&target_id, &choice, &target_type,
               &target_number, &iray, &freq,
               sun_results, sun_results_rate,
               sun_results_rate_rate, ierr);
}
```

The `XP_SIZE_TARGET_RESULT_TARGET_TO_SUN` and `XP_NUM_ERR_TARGET_EXTRA_TARGET_TO_SUN` constants are defined in the file `explorer_pointing.h`.

### 7.86.3 Input Parameters

The `xp_target_extra_target_to_sun` CFI function has the following input parameters:

**Table 274: Input parameters of `xp_target_extra_target_to_sun` function**

C name	C type	Array Element	Description (Reference)	Unit (Format)	Allowed Range
<code>target_id</code>	<code>xp_target_id*</code>	-	Structure that contains the Target results	-	-
<code>choice</code>	<code>long *</code>	-	Flag to select the extra results to be computed.  Even though derivatives could be requested by user, they will not be calculated if the target was computed without derivatives (a warning is raised in this case).	-	Allowed values: (0) <code>XP_NO_DER</code> (1) <code>XP_DER_1ST</code> (2) <code>XP_DER_2ND</code>
<code>target_type</code>	<code>long *</code>	-	Flag to select the type of target	-	<code>XP_USER_TARGET_TYPE</code> <code>XP_LOS_TARGET_TYPE</code> <code>XP_DEM_TARGET_TYPE</code>
<code>target_number</code>	<code>long *</code>	-	Target number	-	$\geq 0$
<code>iray</code>	<code>long *</code>	-	Ray tracing model switch	-	Complete
<code>freq</code>	<code>double *</code>	-	Frequency of the signal	Hz	$\geq 0$

It is possible to use enumeration values rather than integer values for some of the input arguments:

- Choice. (See Table 3 ).
- Ray tracing model: `iray`. (See Table 3 ).



## 7.86.4 Output Parameters

The output parameters of the `xp_target_extra_target_to_sun` CFI function are:

**Table 275: Output parameters of `xp_target_extra_target_to_sun`**

C name	C type	Array Element	Description (Reference)	Unit (Format)	Allowed Range
sun_results	double [XP_SIZE_SUN_RESULT]	[0]	Target to Sun (centre) azimuth. (Topocentric CS)	deg	$\geq 0$ $< 360$
		[1]	Target to Sun (centre) elevation. (Topocentric CS)	deg	$\geq -90$ $\leq +90$
		[2]	Tangent altitude over the Earth in the target to Sun (centre) look direction. (Earth fixed CS)	m	-
		[3]	Target to Sun visibility flag: - 1: Sun eclipsed by the Earth. +1: Sun in sight.	-	+1, -1
		[4:XP_SIZE_SUN_RESULT]	(dummy)	-	-
sun_results_rate	double [XP_SIZE_SUN_RESULT]	[0]	Target to Sun (centre) azimuth-rate. (Topocentric CS)	deg/s	-
		[1]	Target to Sun (centre) elevation-rate. (Topocentric CS)	deg/s	-
		[2:XP_SIZE_SUN_RESULT]	(dummy)	-	-
sun_results_rate_rate	double [XP_SIZE_SUN_RESULT]	[0]	Target to Sun (centre) azimuth-rate. (Topocentric CS)	deg/s <sup>2</sup>	-
		[1]	Target to Sun (centre) elevation-rate. (Topocentric CS)	deg/s <sup>2</sup>	-
		[2:XP_SIZE_SUN_RESULT]	(dummy)	-	-
ierr	long	-	Error vector	-	-

## 7.86.5 Warnings and Errors

Next table lists the possible error messages that can be returned by the `xp_target_extra_target_to_sun` CFI function after translating the returned error vector into the equivalent list of error messages by calling the function of the EO\_POINTING software library `xp_get_msg` (see [GEN\_SUM]).

This table also indicates the type of message returned, i.e. either a warning (WARN) or an error (ERR), the cause of such a message and the impact on the performed calculation.

The table is completed by the error code and value. These error codes can be obtained by translating the error vector returned by the `xp_target_extra_target_to_sun` function by calling the function of the EO\_POINTING software library `xp_get_code` (see [GEN\_SUM]).

**Table 276: Error messages of `xp_target_extra_target_to_sun` function**

Error type	Error message	Cause and impact	Error code	Error No
ERR	No target data available	No calculation performed	XP_CFI_TARGET_TO_SUN_NO_DATA_ERR	0
ERR	The target does not exist	No calculation performed	XP_CFI_TARGET_TO_SUN_NO_SUCH_USER_TARGET_ERR	1
ERR	The target does not exist	No calculation performed	XP_CFI_TARGET_TO_SUN_NO_SUCH_LOS_TARGET_ERR	2
ERR	The target does not exist	No calculation performed	XP_CFI_TARGET_TO_SUN_NO_SUCH_EARTH_TARGET_ERR	3
ERR	Could not compute the DEM target	No calculation performed	XP_CFI_TARGET_TO_SUN_EARTH_TARGET_COMPUT_ERR	4
ERR	Wrong target type	No calculation performed	XP_CFI_TARGET_TO_SUN_WRONG_TARGET_TYPE_ERR	5
ERR	Wrong input deriv flag	No calculation performed	XP_CFI_TARGET_TO_SUN_DERIV_FLAG_ERR	6
ERR	Error getting Sun position	No calculation performed	XP_CFI_TARGET_TO_SUN_SUN_POS_ERR	7
ERR	Invalid time reference in target data.	No calculation performed	XP_CFI_TARGET_TO_SUN_INVALID_TIME_REF_ERR	8
ERR	Error changing from TOD to EF.	No calculation performed	XP_CFI_TARGET_TO_SUN_TOD_TO_EF_ERR	9
ERR	Error getting direction vector from target to Sun.	No calculation performed	XP_CFI_TARGET_TO_SUN_DIR_VECTOR_ERR	10
ERR	Error getting geodetic	No calculation performed	XP_CFI_TARGET_TO_SUN_	11

	coordinates of the target		CAR_GEO_ERR	
ERR	Internal Computation Error. Target not Found.	No calculation performed	XP_CFI_TARGET_TO_SUN_TARGET_NOT_FOUND_ERR	12
ERR	Wrong Atmospheric model in target data.	No calculation performed	XP_CFI_TARGET_TO_SUN_MODE_COMBINATION_SWITCHES_ERR	13
ERR	Error getting tranformation matrix to Topocentric CS.	No calculation performed	XP_CFI_TARGET_TO_SUN_TOPO_ERR	14
ERR	Error getting Azimut/Elevation	No calculation performed	XP_CFI_TARGET_TO_SUN_DIR_POINTING_ERR	15
WARN	Input Derivative flag level is too high. Derivative flag set to the value used in the main target function	Calculation performed	XP_CFI_TARGET_TO_SUN_DERIV_FLAG_WARN	16
WARN	Precision not reached while calculating Sun pointing parameters	Calculation performed	XP_CFI_TARGET_TO_SUN_MAX_ALLOWED_ITERATIONS_WARN	17

### 7.86.6 Runtime Performances

The following runtime performances have been measured.

**Table 277: Runtime performances of xp\_target\_extra\_target\_to\_sun**

Solaris 32-bit. [ms]	Solaris 64 bit. [ms]	Linux 32-bit. [ms]	Linux 64-bit. [ms]
1.66	0.27	0.93	0.11

## 7.87 xp\_target\_extra\_target\_to\_moon

### 7.87.1 Overview

The `xp_target_extra_target_to_moon` CFI function computes extra parameters related to the pointing from the target in input data structure to the moon.

### 7.87.2 Calling Interface

The calling interface of the `xp_target_extra_target_to_moon` CFI function is the following (input parameters are underlined):

```
#include <explorer_pointing.h>
{
    long target_type, target_number, choice, iray;
    double freq;
    double moon_results[XP_SIZE_MOON_RESULT],
           moon_results_rate[XP_SIZE_MOON_RESULT],
           moon_results_rate_rate[XP_SIZE_MOON_RESULT];
    xp_target_id target_id = {NULL};
    long ierr[XP_NUM_ERR_TARGET_EXTRA_TARGET_TO_MOON], status;

    status = xp_target_extra_target_to_moon
              (&target_id, &choice, &target_type,
              &target_number, &iray, &freq,
              moon_results, moon_results_rate,
              moon_results_rate_rate, ierr);
}
```

The `XP_SIZE_TARGET_RESULT_TARGET_TO_MOON` and `XP_NUM_ERR_TARGET_EXTRA_TARGET_TO_MOON` constants are defined in the file `explorer_pointing.h`.

### 7.87.3 Input Parameters

The `xp_target_extra_target_to_moon` CFI function has the following input parameters:

*Table 278: Input parameters of `xp_target_extra_target_to_moon` function*

C name	C type	Array Element	Description (Reference)	Unit (Format)	Allowed Range
<code>target_id</code>	<code>xp_target_id*</code>	-	Structure that contains the Target results	-	-
<code>choice</code>	<code>long *</code>	-	Flag to select the extra results to be computed.  Even though derivatives could be requested by user, they will not be calculated if the target was computed without derivatives (a warning is raised in this case).	-	Allowed values: (0) <code>XP_NO_DER</code> (1) <code>XP_DER_1ST</code> (2) <code>XP_DER_2ND</code>
<code>target_type</code>	<code>long *</code>	-	Flag to select the type of target	-	<code>XP_USER_TARGET_TYPE</code> <code>XP_LOS_TARGET_TYPE</code> <code>XP_DEM_TARGET_TYPE</code>
<code>target_number</code>	<code>long *</code>	-	Target number	-	$\geq 0$
<code>iray</code>	<code>long *</code>	-	Ray tracing model switch	-	Complete
<code>freq</code>	<code>double *</code>	-	Frequency of the signal	Hz	$\geq 0$

It is possible to use enumeration values rather than integer values for some of the input arguments:

- Choice. (See Table 3 ).
- Ray tracing model: `iray`. (See Table 3).

## 7.87.4 Output Parameters

The output parameters of the `xp_target_extra_target_to_moon` CFI function are:

**Table 279: Output parameters of `xp_target_extra_target_to_moon`**

C name	C type	Array Element	Description (Reference)	Unit (Format)	Allowed Range
moon_results	double [XP_SIZE_MOON_RESULT]	[0]	Target to Moon (centre) azimuth. (Topocentric CS)	deg	$\geq 0$ $< 360$
		[1]	Target to Moon (centre) el. (Topocentric CS)	deg	$\geq -90$ $\leq +90$
		[2]	Tangent altitude over the Earth in the target to Moon (centre) look direction. (Earth fixed CS)	m	-
		[3]	Target to Moon visibility flag: - 1: Moon eclipsed by the Earth. +1: Moon in sight.	-	+1, -1
		[4:XP_SIZE_MOON_RESULT]	(dummy)	-	-
moon_results_rate	double [XP_SIZE_MOON_RESULT]	[0]	Target to Moon (centre) azimuth-rate. (Topocentric CS)	deg/s	-
		[1]	Target to Moon (centre) elevation-rate. (Topocentric CS)	deg/s	-
		[2:XP_SIZE_MOON_RESULT]	(dummy)	-	-
moon_results_rate_rate	double [XP_SIZE_MOON_RESULT]	[0]	Target to Moon (centre) azimuth-rate. (Topocentric CS)	deg/s <sup>2</sup>	-
		[1]	Target to Moon (centre) elevation-rate. (Topocentric CS)	deg/s <sup>2</sup>	-
		[2:XP_SIZE_MOON_RESULT]	(dummy)	-	-
ierr	long	-	Error vector	-	-

## 7.87.5 Warnings and Errors

Next table lists the possible error messages that can be returned by the **xp\_target\_extra\_target\_to\_moon** CFI function after translating the returned error vector into the equivalent list of error messages by calling the function of the EO\_POINTING software library **xp\_get\_msg** (see [GEN\_SUM]).

This table also indicates the type of message returned, i.e. either a warning (WARN) or an error (ERR), the cause of such a message and the impact on the performed calculation.

The table is completed by the error code and value. These error codes can be obtained by translating the error vector returned by the **xp\_target\_extra\_target\_to\_moon** function by calling the function of the EO\_POINTING software library **xp\_get\_code** (see [GEN\_SUM]).

**Table 280: Error messages of xp\_target\_extra\_target\_to\_moon function**

Error type	Error message	Cause and impact	Error code	Error No
ERR	No target data available	No calculation performed	XP_CFI_TARGET_TO_MOON_NO_DATA_ERR	0
ERR	The target does not exist	No calculation performed	XP_CFI_TARGET_TO_MOON_NO_SUCH_USER_TARGET_ERR	1
ERR	The target does not exist	No calculation performed	XP_CFI_TARGET_TO_MOON_NO_SUCH_LOS_TARGET_ERR	2
ERR	The target does not exist	No calculation performed	XP_CFI_TARGET_TO_MOON_NO_SUCH_EARTH_TARGET_ERR	3
ERR	Could not compute the DEM target	No calculation performed	XP_CFI_TARGET_TO_MOON_EARTH_TARGET_COMPUT_ERR	4
ERR	Wrong target type	No calculation performed	XP_CFI_TARGET_TO_MOON_WRONG_TARGET_TYPE_ERR	5
ERR	Wrong input deriv flag	No calculation performed	XP_CFI_TARGET_TO_MOON_DERIV_FLAG_ERR	6
ERR	Error getting Moon position	No calculation performed	XP_CFI_TARGET_TO_MOON_MOON_POS_ERR	7
ERR	Invalid time reference in target data.	No calculation performed	XP_CFI_TARGET_TO_MOON_INVALID_TIME_REF_ERR	8
ERR	Error changing from TOD to EF.	No calculation performed	XP_CFI_TARGET_TO_MOON_TOD_TO_EF_ERR	9
ERR	Error getting direction vector from target to Moon.	No calculation performed	XP_CFI_TARGET_TO_MOON_DIR_VECTOR_ERR	10

ERR	Error getting geodetic coordinates of the target	No calculation performed	XP_CFI_TARGET_TO_MOON_CAR_GEO_ERR	11
ERR	Internal Computation Error. Target not Found.	No calculation performed	XP_CFI_TARGET_TO_MOON_TARGET_NOT_FOUND_ERR	12
ERR	Wrong Atmospheric model in target data.	No calculation performed	XP_CFI_TARGET_TO_MOON_MODE_COMBINATION_SWITCHES_ERR	13
ERR	Error getting transformation matrix to Topocentric CS.	No calculation performed	XP_CFI_TARGET_TO_MOON_TOPO_ERR	14
ERR	Error getting Azimut/Elevation	No calculation performed	XP_CFI_TARGET_TO_MOON_DIR_POINTING_ERR	15
WARN	Input Derivative flag level is too high. Derivative flag set to the value used in the main target function	Calculation performed	XP_CFI_TARGET_TO_MOON_DERIV_FLAG_WARN	16
WARN	Precision not reached while calculating Moon pointing parameters	Calculation performed	XP_CFI_TARGET_TO_MOON_MAX_ALLOWED_ITERATIONS_WARN	17

### 7.87.6 Runtime Performances

The following runtime performances have been measured.

**Table 281: Runtime performances of xp\_target\_extra\_target\_to\_moon**

Solaris 32-bit. [ms]	Solaris 64 bit. [ms]	Linux 32-bit. [ms]	Linux 64-bit. [ms]
1.7	0.30	0.92	0.11



## 7.88 xp\_target\_extra\_specular\_reflection

### 7.88.1 Overview

The `xp_target_extra_specular_reflection` CFI function calculates the direction of the specular reflection associated to a given target.

### 7.88.2 Calling Interface

The calling interface of the `xp_target_extra_specular_reflection` CFI function is the following (input parameters are underlined):

```
#include <explorer_pointing.h>
{
    long target_type, target_number, choice, iray;
    double freq;
    double spec_reflec_results[XP_SIZE_TARGET_RESULT_SPEC_REFL],
        spec_reflec_results_rate[XP_SIZE_TARGET_RESULT_SPEC_REFL],
        spec_reflec_results_rate_rate[XP_SIZE_TARGET_RESULT_SPEC_REFL];
    xp_target_id target_id = {NULL};
    long ierr[XP_NUM_ERR_TARGET_EXTRA_SPEC_REFL], status;

    status = xp_target_extra_specular_reflection
              (&target_id, &choice, &target_type,
               &target_number,
               &deflection_north, &deflection_east,
               spec_reflec_results,
               spec_reflec_results_rate,
               spec_reflec_results_rate_rate, ierr);
}
```

The `XP_SIZE_TARGET_RESULT_SPEC_REFL` and `XP_NUM_ERR_TARGET_EXTRA_SPEC_REFL` constants are defined in the file *explorer\_pointing.h*.

### 7.88.3 Input Parameters

The `xp_target_extra_specular_reflection` CFI function has the following input parameters:

**Table 282: Input parameters of `xp_target_extra_specular_reflection` function**

C name	C type	Array Element	Description (Reference)	Unit (Format)	Allowed Range
<code>target_id</code>	<code>xp_target_id*</code>	-	Structure that contains the Target results	-	-
<code>choice</code>	<code>long *</code>	-	Flag to select the extra results to be computed.  Even though derivatives could be requested by user, they will not be calculated if the target was computed without derivatives (a warning is raised in this case).	-	Allowed values: (0) <code>XP_NO_DER</code> (1) <code>XP_DER_1ST</code> (2) <code>XP_DER_2ND</code>
<code>target_type</code>	<code>long *</code>	-	Flag to select the type of target	-	<code>XP_USER_TARGET_TYPE</code>  <code>XP_LOS_TARGET_TYPE</code>  <code>XP_DEM_TARGET_TYPE</code>
<code>target_number</code>	<code>long *</code>	-	Target number	-	$\geq 0$
<code>deflection_north</code>	<code>double *</code>	-	North-South component of the vertical deflection	deg	$\geq -90$ $\leq 90$
<code>deflection_east</code>	<code>double *</code>	-	East-West component of the vertical deflection	deg	$\geq -90$ $\leq 90$

It is possible to use enumeration values rather than integer values for some of the input arguments:

- Choice. (See Table 3).

### 7.88.4 Output Parameters

The output parameters of the `xp_target_extra_specular_reflection` CFI function are:

**Table 283: Output parameters of `xp_target_extra_specular_reflection`**

C name	C type	Array Element	Description (Reference)	Unit (Format)	Allowed Range
spec_reflec_results	double [XP_SIZE_TARGET_RESULT_SPEC_REFL]	[0]	X coordinate of reflected pointing direction. (EF CS)	m	-
		[1]	Y coordinate of reflected pointing direction. (EF CS)	m	-
		[2]	Z coordinate of reflected pointing direction. (EF CS)	m	-
		[3]	Azimuth of the reflected pointing direction. (Topocentric CS)	deg	[0, 360)
		[4]	Elevation of the reflected pointing direction. (Topocentric CS)	deg	[-90, 90]
		[5]	Right ascension at which the reflected pointing direction points at target point. (True of Date CS)	deg	[0, 360)
		[6]	Declination at which the reflected pointing direction points at target point. (True of Date CS)	deg	[-90, 90]
spec_reflec_results_rate	double [XP_SIZE_TARGET_RESULT_SPEC_REFL]	[0]	X velocity of reflected pointing direction. (EF CS)	m/s	-
		[1]	Y velocity of reflected pointing direction. (EF CS)	m/s	-
		[2]	Z velocity of reflected pointing direction. (EF CS)	m/s	-
		[3]	Azimuth rate of the reflected pointing direction (Topocentric CS)	deg/s	-
		[4]	Elevation rate of the reflected pointing direction (Topocentric CS)	deg/s	-
		[5]	Right ascension rate at which the reflected pointing direction points at target point. (True of Date CS)	deg/s	-
		[6]	Declination rate at which the reflected pointing direction points at target point.	deg/s	-

			(True of Date CS)		
spec_reflec_results_rate	double [XP_SIZE_TARGET_RESULT_SPEC_REFL]	[0]	X acceleration of reflected point in direction. (EF CS)	m/s <sup>2</sup>	-
		[1]	Y acceleration of reflected point in direction. (EF CS)	m/s <sup>2</sup>	-
		[2]	Z acceleration of reflected point in direction. (EF CS)	m/s <sup>2</sup>	-
		[3]	Azimuth rate rate of the reflected pointing direction (Topocentric CS)	deg/s <sup>2</sup>	-
		[4]	Elevation rate rate of the reflected pointing direction (Topocentric CS)	deg/s <sup>2</sup>	-
		[5]	Right ascension rate rate at which the reflected pointing direction points at target point. (True of Date CS)	deg/s <sup>2</sup>	-
		[6]	Declination rate rate at which the reflected pointing direction points at target point. (True of Date CS)	deg/s <sup>2</sup>	-
ierr	long	-	Error vector	-	-

### 7.88.5 Warnings and Errors

Next table lists the possible error messages that can be returned by the **xp\_target\_extra\_specular\_reflection** CFI function after translating the returned error vector into the equivalent list of error messages by calling the function of the EO\_POINTING software library **xp\_get\_msg** (see [GEN\_SUM]).

This table also indicates the type of message returned, i.e. either a warning (WARN) or an error (ERR), the cause of such a message and the impact on the performed calculation.

The table is completed by the error code and value. These error codes can be obtained by translating the error vector returned by the **xp\_target\_extra\_specular\_reflection** function by calling the function of the EO\_POINTING software library **xp\_get\_code** (see [GEN\_SUM]).

**Table 284: Error messages of xp\_target\_extra\_specular\_reflection function**

Error type	Error message	Cause and impact	Error code	Error No
ERR	No target data available	No calculation performed	XP_CFI_TARGET_EXTRA_SPECULAR_REFLECT_NO_DATA_ERR	0

ERR	Input deflection angle is out of range	No calculation performed	XP_CFI_TARGET_EXTRA_S PECULAR_REFLECT_WRON G_DEF_ANGLE_ERR	1
ERR	The target does not exist	No calculation performed	XP_CFI_TARGET_EXTRA_S PECULAR_REFLECT_NO_SU CH_USER_TARGET_ERR	2
ERR	The target does not exist	No calculation performed	XP_CFI_TARGET_EXTRA_S PECULAR_REFLECT_NO_SU CH_LOS_TARGET_ERR	3
ERR	Could not compute the DEM target	No calculation performed	XP_CFI_TARGET_EXTRA_S PECULAR_REFLECT_EART H_TARGET_COMPUT_ERR	4
ERR	The target does not exist	No calculation performed	XP_CFI_TARGET_EXTRA_S PECULAR_REFLECT_NO_SU CH_EARTH_TARGET_ERR	5
ERR	Wrong target type	No calculation performed	XP_CFI_TARGET_EXTRA_S PECULAR_REFLECT_WRON G_TARGET_TYPE_ERR	6
ERR	Error getting geodetic coordinates of the target	No calculation performed	XP_CFI_TARGET_EXTRA_S PECULAR_REFLECT_CAR_T O_GEO_ERR	7
ERR	Error getting tranformation matrix to Topocentric CS	No calculation performed	XP_CFI_TARGET_EXTRA_S PECULAR_REFLECT_TOPO_ CS_ERR	8
ERR	Error getting direction angles	No calculation performed	XP_CFI_TARGET_EXTRA_S PECULAR_REFLECT_DIR_P OINTING_ERR	9
ERR	Error while changing coordinate system	No calculation performed	XP_CFI_TARGET_EXTRA_S PECULAR_REFLECT_CHAN GE_CS_ERR	10
WARN	Input Derivative flag level is too high. Derivative flag set to the value used in the main target function	Calculation performed	XP_CFI_TARGET_EXTRA_S PECULAR_REFLECT_DERIV _WARN	11

### 7.88.6 Runtime Performances

The following runtime performances have been measured.

**Table 285: Runtime performances of `xp_target_extra_specular_reflection`**

Solaris 32-bit. [ms]	Solaris 64 bit. [ms]	Linux 32-bit. [ms]	Linux 64-bit. [ms]

## 7.89xp\_target\_close

### 7.89.1 Overview

The `xp_target_close` CFI function cleans up any memory allocation performed by the Target functions.

### 7.89.2 Calling Interface

The calling interface of the `xp_target_close` CFI function is the following (input parameters are underlined>):

```
#include <explorer_pointing.h>
{
    xp_target_id target_id = {NULL};
    long ierr[XP_NUM_ERR_TARGET_CLOSE], status;

    status = xp_target_close(&target_id, ierr);
}
```

The `XP_NUM_ERR_TARGET_CLOSE` constant is defined in the file *explorer\_pointing.h*.

### 7.89.3 Input Parameters

The `xp_target_close` CFI function has the following input parameters:

*Table 286: Input parameters of `xp_target_close` function*

C name	C type	Array Element	Description (Reference)	Unit (Format)	Allowed Range
target_id	xp_target_id*	-	Structure that contains the Target results	-	-

### 7.89.4 Output Parameters

The output parameters of the `xp_target_close` CFI function are:

*Table 287: Output parameters of `xp_target_close`*

C name	C type	Array Element	Description (Reference)	Unit (Format)	Allowed Range
ierr	long	-	Error vector	-	-

### 7.89.5 Warnings and Errors

Next table lists the possible error messages that can be returned by the `xp_target_close` CFI function after translating the returned error vector into the equivalent list of error messages by calling the function of the EO\_POINTING software library `xp_get_msg` (see [GEN\_SUM]).

This table also indicates the type of message returned, i.e. either a warning (WARN) or an error (ERR), the cause of such a message and the impact on the performed calculation.

The table is completed by the error code and value. These error codes can be obtained by translating the error vector returned by the `xp_target_close` function by calling the function of the EO\_POINTING software library `xp_get_code` (see [GEN\_SUM]).

*Table 288: Error messages of `xp_target_close` function*

Error type	Error message	Cause and impact	Error code	Error No
ERR	Target ID is not initialized or it is being used	No calculation performed	XP_CFI_TARGET_CLOSE_WRONG_ID_ERR	11

### ***7.89.6 Runtime Performances***

Runtime is smaller than CPU clock and it is not possible to perform loops for measuring it.



## 7.90 xp\_target\_get\_id\_data

### 7.90.1 Overview

The `xp_target_get_id_data` CFI function returns the target initialization data.

### 7.90.2 Calling interface

The calling interface of the `xp_target_get_id_data` CFI function is the following (input parameters are underlined):

```
#include <explorer_lib.h>
{
    xp_target_id target_id;
    long status;
    xp_target_id_data data;
    status = xp_target_get_id_data (&u>target_id, &data);
}
```

### 7.90.3 Input parameters

The `xp_target_get_id_data` CFI function has the following input parameters:

*Table 289: Input parameters of xp\_target\_get\_id\_data function*

C name	C type	Array Element	Description (Reference)	Unit (Format)	Allowed Range
target_id	xp_target_id *	-	Target Id.	-	-

### 7.90.4 Output parameters

The output parameters of the `xp_target_get_id_data` CFI function are:

*Table 290: Output parameters of xp\_target\_get\_id\_data function*

C name	C type	Array Element	Description (Reference)	Unit (Format)	Allowed Range
xp_target_get_id_data	long	-	Status flag	-	-
data	xp_target_id_data	-	Target initialization data	-	-

### **7.90.5 Warnings and errors**

This function does not return any error/warning code. Only the status of the function indicates if the execution was correct or not.

The possible causes of error are:

- The target\_id was not computed.

### **7.90.6 Runtime performances**

The following runtime performances have been estimated.

*Table 291: Runtime performances of xp\_target\_get\_id\_data function*

Solaris 32-bit. [ms]	Solaris 64 bit. [ms]	Linux 32-bit. [ms]	Linux 64-bit. [ms]
0.02	0.007	0.004	0.001

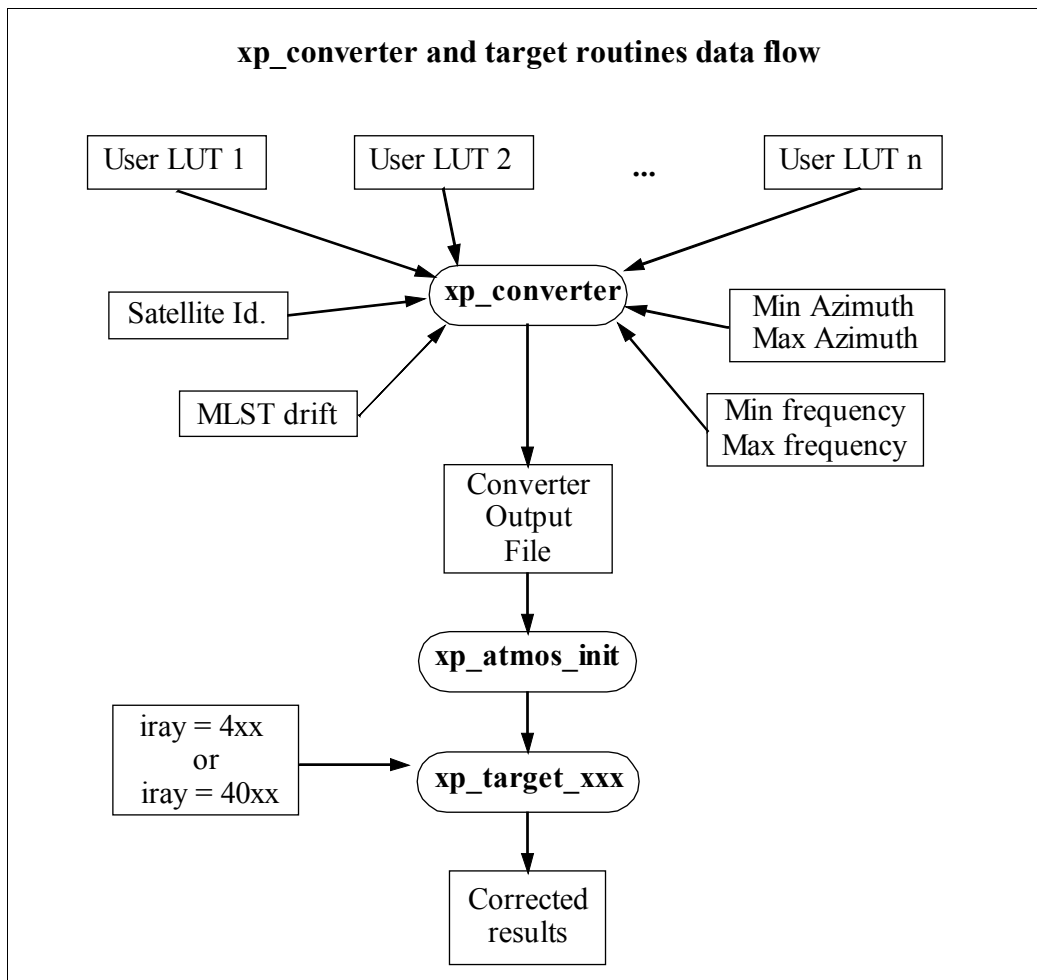
## 7.91 xp\_converter

### 7.91.1 Overview

Before calling a target CFI function using `iray = 400` or `iray = 4000` (user's predefined refraction ray tracing models), the atmosphere model should be initialised using a user's file containing the description of the atmosphere. This file can be generated using the executable program **xp\_converter**.

**xp\_converter** allows the user to select different atmosphere models to obtain different corrective functions, each of them with a given latitude band and a given validity time. The output file name should be defined in the environmental variable `XP_USER_REF_CONV_FILE_NAME`, before running **xp\_converter**. If the variable is not defined the function returns an error.

The overall data flow of **xp\_converter** and **xp\_target\_XXX** for a user predefined refraction ray tracing model is as follows:



## 7.91.2 Calling interface

`xp_converter` shall be called from a UNIX or WINDOWS shell as follows:

```

xp_converter -sat satellite_id
             -cif User_LUT_1
             [-cif User_LUT_2]
             ...
             [-cif User_LUT_n]
             -min_az min_azimuth
             -max_az max_azimuth
             -min_freq min_frequency
             -max_freq max_frequency
             -mlst_dr mlst_drift
             [-v]
             [-xl_v]
             [-xo_v]
             [-xp_v]
             [-help]
  
```

taking into account the following considerations:

- Order of parameters does not matter
- Bracketed parameters are not mandatory
- `xl_v` for EO\_LIB verbose mode.
- `xo_v` for EO\_ORBIT verbose mode.
- `xp_v` for EO\_POINTING verbose mode.
- `v` for Verbose mode for the 3 libraries (default is silent).
- `help` option will print the above text on stderr (no execution).

## 7.91.3 Input parameters

The `xp_converter` executable program has the following input parameters:

**Table 292: Input parameters for `xp_converter`**

Keyword	Value after keyword	Type	Description	Unit	Allowed Range
cif	User_LUT_i	string	Name of the LUT file (input file, path included). The number of LUTs is arbitrary.	-	-
sat	satellite_id	long	Satellite ID	-	Complete

min_az	min_azimuth	double	Minimum azimuth value of the looking direction to be considered in computations.	deg	0<=min_az<360.0
max_az	max_azimuth	double	Maximum azimuth value of the looking direction to be considered in computations.	deg	0<=max_az<360.0
min_freq	min_frequency	double	Minimum frequency value to be considered in computations.	MHz	0<=min_freq
max_freq	max_frequency	double	Maximum frequency value to be considered in computations.	MHz	0<=max_freq
mlst_dr	mlst_drift	double	MLST drift of the orbit	secs/day	mlst_drift >= 0

### 7.91.4 Output

In addition to the **xp\_converter** output file, some intermediate output files are produced with data that can be plotted. They are named *interm\_outp\_file\_xx.dat* (where *xx* is the number of the LUT file) and *interm\_outp\_file\_av.dat* (for the average) and they can be plotted with **gnuplot** (in a UNIX shell).

For **xp\_target\_xxx** CFI function, the selection of the user atmosphere determines the correction to be applied to the parameters of the unrefracted tangent point (tangent altitude, etc.). The following table defines the relation between the iray input parameter and the selected corrective function:

**Table 293: iray input vs corrective function**

IRAY	Mnemonic	Description
400	PP_LUT_REF	Average User-defined Corrective function
401	PP_LUT_REF + 1	First User-defined Corrective function
...		
400 + n	PP_LUT_REF + n	Last User-defined Corrective function ( <i>n</i> being the number of LUT input files for xp_converter)
4000	PP_LUT_REF_N	Average User-defined Corrective function (No refraction in Sun and Moon related parameters).
4001	PP_LUT_REF_N + 1	First User-defined Corrective function (No refraction in Sun and Moon related parameters).
...		
4000 + n	PP_LUT_REF_N + n	Last User-defined Corrective function (No refraction in Sun and Moon related parameters).

## 8 LIBRARY PRECAUTIONS

The following precaution shall be taking into account when using EO\_POINTING library:

- When a message like

<LIBRARY NAME> >>> ERROR in *xp\_function*: Internal computation error # *n*

or

<LIBRARY NAME> >>> WARNING in *xp\_function*: Internal computation warning # *n*

appears, run the program in **verbose** mode for a complete description of warnings and errors and call for maintenance if necessary.

## 9 KNOWN PROBLEMS

The following precautions shall be taken into account when using the CFI software libraries:

*Table 294: Known problems*

CFI library	Problem	Work around solution
xp_target_travel_time/ xp_multi_target_travel_time	Parameter “travel time-rate” not used in the calculations.	
xp_target_reflected/ xp_target_extra_specular_reflection	Not implemented yet (only interface defined).	
xp_converter	No available yet with the updated interfaces	